

The Disaster Center is dedicated to the idea that disaster mitigation is cost effective and individuals pursuing their own interest are the greatest potential force for disaster reduction.

Please consider making a small donation to the Disaster Center



When disaster mitigation is cost effective, we are on the road to bringing disasters to an end.



FEMA

Daily Operations Briefing

Thursday, February 13, 2020

8:30 a.m. ET

National Current Operations & Monitoring



FEMA

Significant Activity for February 12-13, 2020

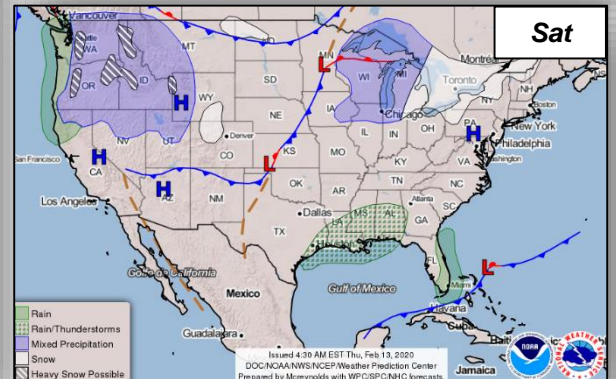
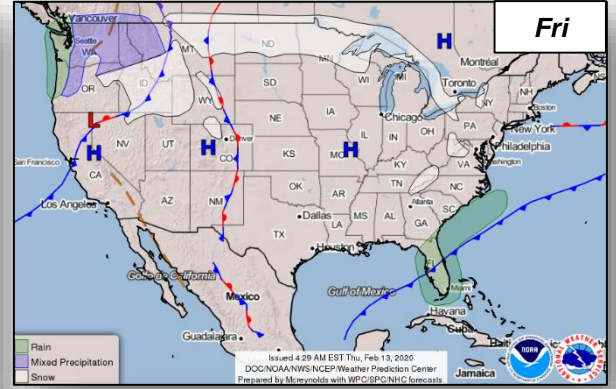
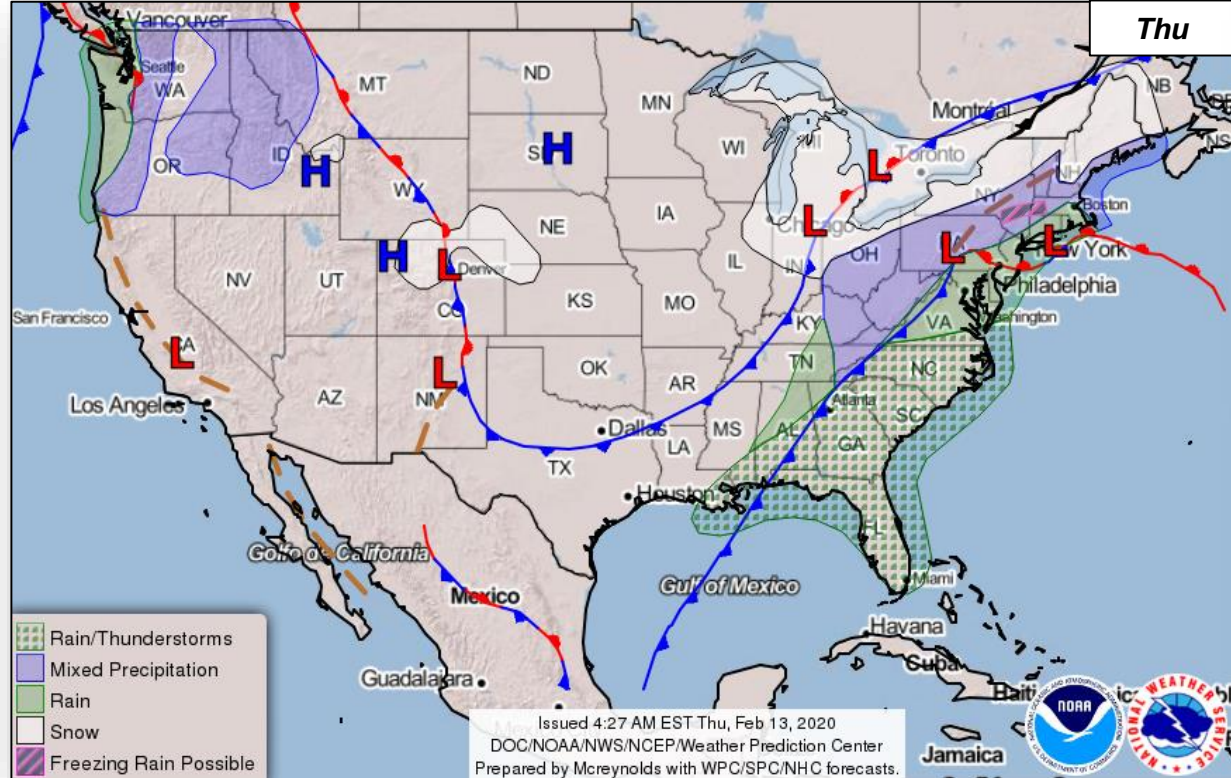
National Current Operations & Monitoring

Significant Incidents or Threats:

- COVID-19
- Rain/Thunderstorms – Southeast to the Mid-Atlantic

Declaration Activity: None

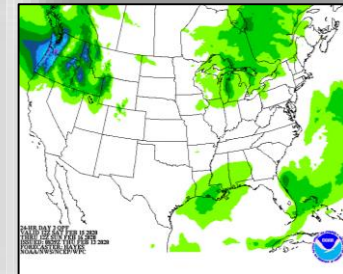
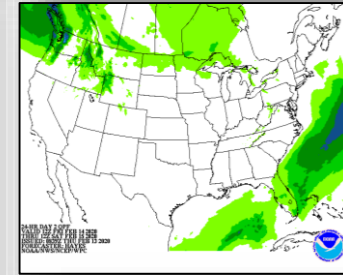
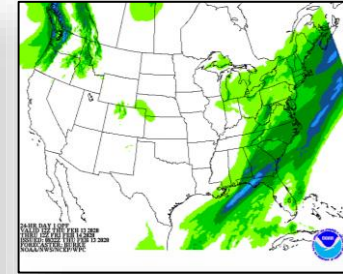
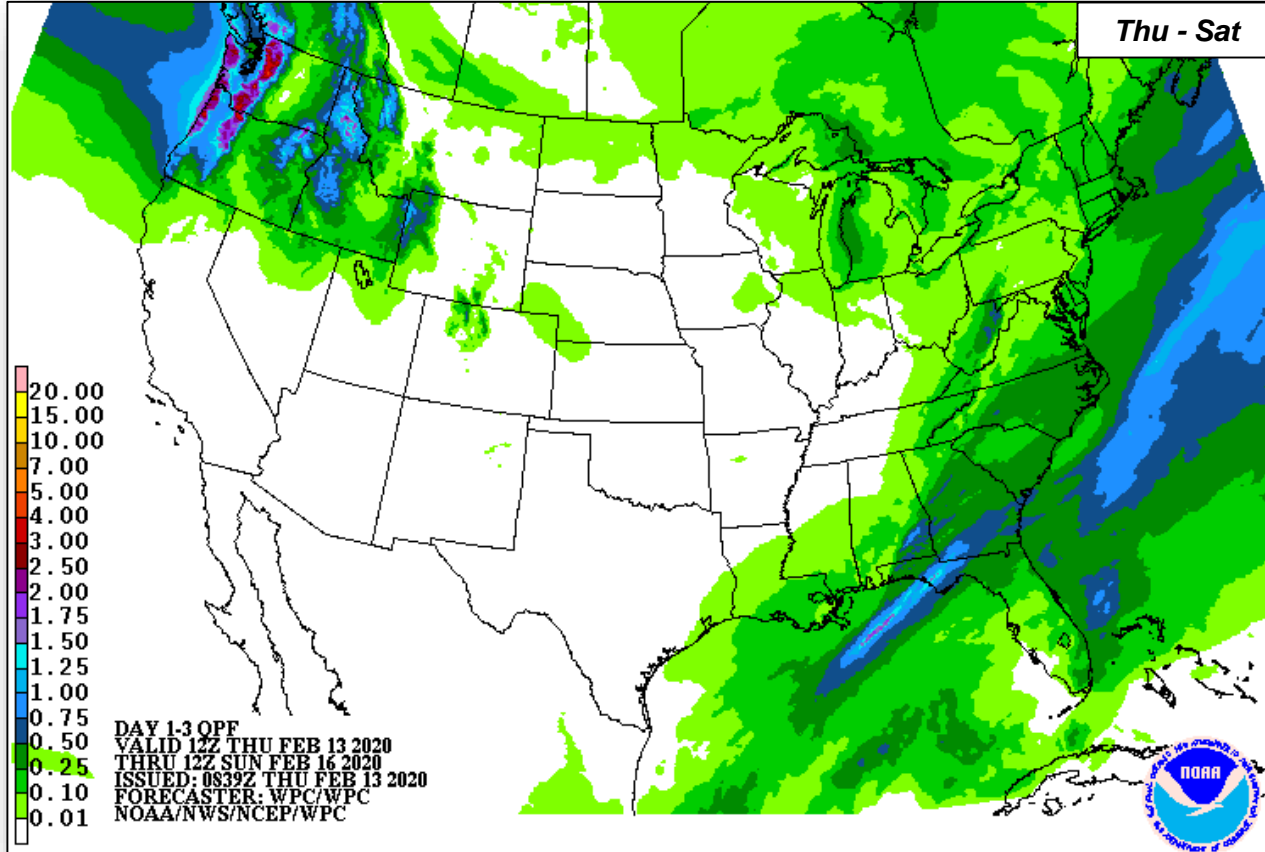
National Weather Forecast



Precipitation



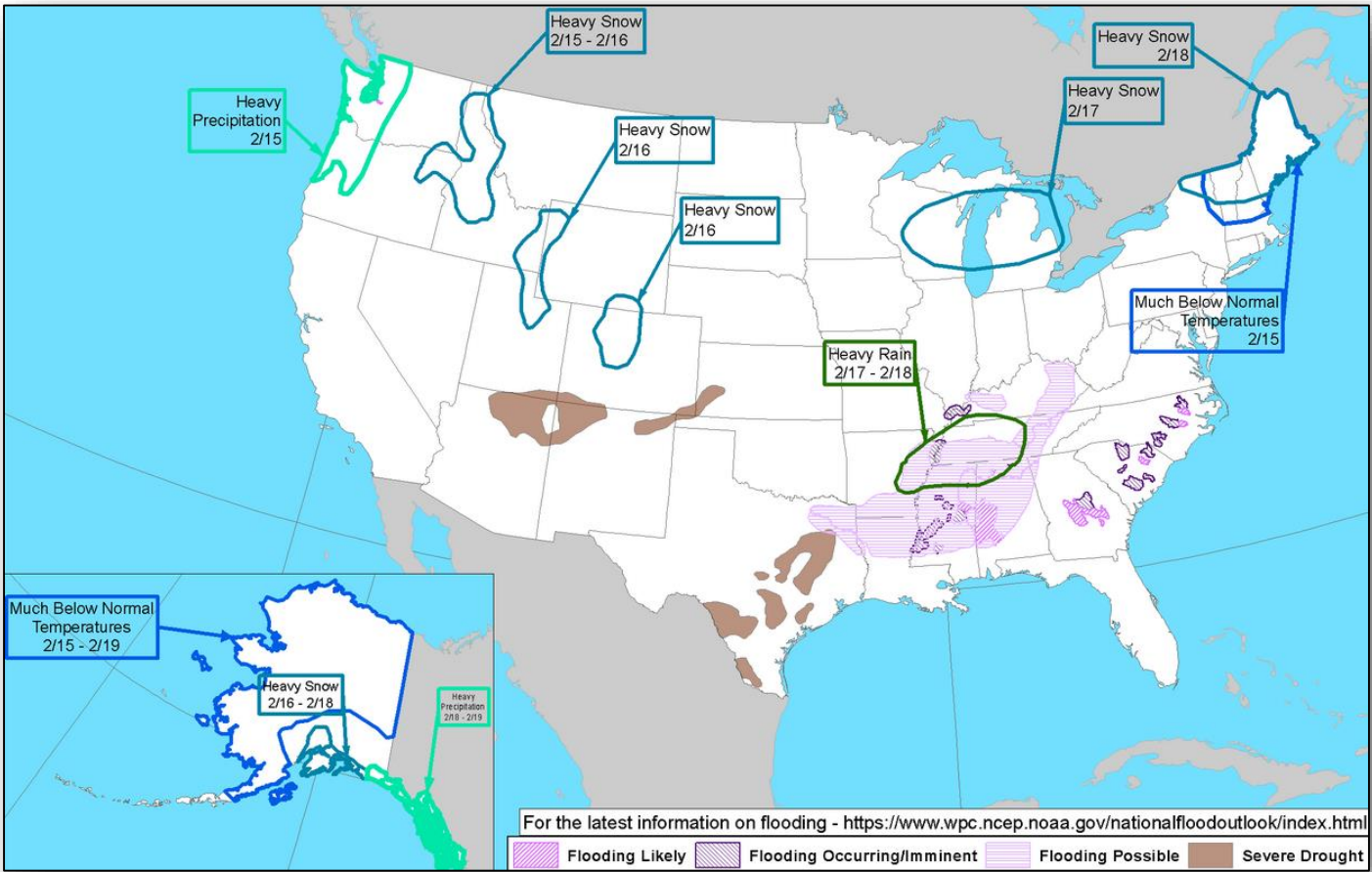
FEMA



Hazards Outlook – Feb 15-19



FEMA



Declaration Requests in Process – 4



FEMA

State / Tribe / Territory – Incident Description	Type	IA	PA	HM	Requested
TX – Severe Storms, Straight-line Winds, and Tornadoes	DR		X	X	Jan 13
AK – Severe Storms and Flooding	DR		X	X	Feb 6
WI – Severe Winter Storm and Flooding	DR		X	X	Feb 10
MS – Severe Storms, Tornadoes, Straight-line Winds, and Flooding	DR		X	X	Feb 10

FEMA Common Operating Picture



FEMA

FEMA HQ	
NWC	NRCC
Monitoring	Gold

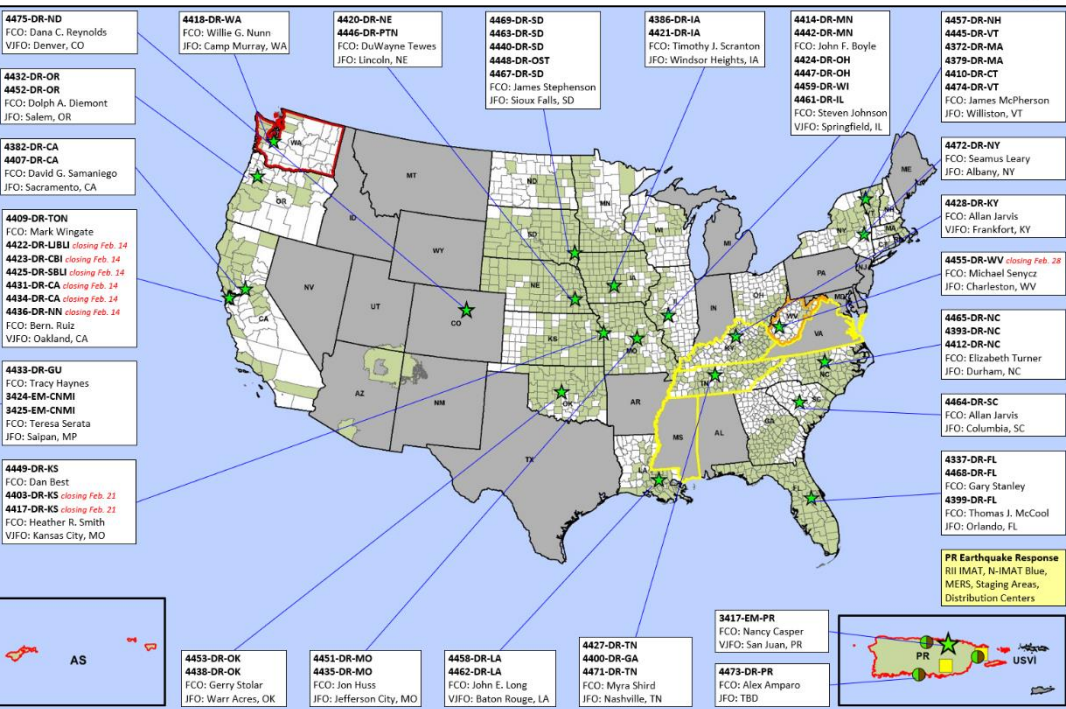
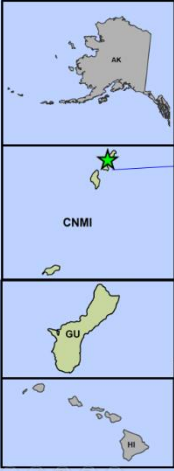
FEMA REGIONS		
WATCH	RRCC	
Monitoring	I	Rostered
Monitoring	II	Rostered
Monitoring	III	Rostered
Monitoring	IV	Rostered
Monitoring	V	Rostered
Monitoring	VI	Rostered
Monitoring	VII	Rostered
Monitoring	VIII	Rostered
Monitoring	IX	Rostered
Monitoring	X	Rostered

Notes:

PR: Earthquake
 AS: Measles Outbreak
 WA: Coronavirus
 VA: Flooding
 KY: Flooding
 TN: Severe Weather
 MS: Flooding
 WV: Flooding

- Major Disasters (DR):** 58
Emergency Disasters (EM): 3
- ★ JFOs: 16 / VJFOs: 7
 - Staging Area
 - Distribution Center (DC)
 - Declared County
 - Fully Activated
 - Partially Activated
 - Monitoring

As of 8:00 a.m. ET February 13, 2020
 Created by FEMA NWC



N-IMATs	
2 Team	
Red	
Blue	PR
Gold	

R-IMATs	
≥ 7 Teams	
I	
II	PR
III	
IV-1	2
IV-2	
V	1
VI-1	
VI-2	
VII	
VIII	3
IX-1	
IX-2	
X	

Team:	US&R	MERS	FCOs	FDRCs	IM WORKFORCE
Status	>66%	>66%	≤ 1 Type I	≤ 1	
Assigned:	28	36	42	11	14,101 ▼
Unavailable:	0	0	0 (-2)	0	3,626 ▼
Deployed:	0	2	35 (+2)	11 (+1)	5,803 ▲
Available:	28	34	7	0	4,672 / 33% ▼

IM CADRE AVAILABILITY SUMMARY	
Cadres with 25% or Less Availability	
EHP 16% (96/614); FL 22% (35/160); HM 25% (308/1,238); OPS 23% (68/297); PA 17% (505/3,037); SAF 24% (14/58)	

FMC	PMC
NMC	Deployed



FEMA

FEMA's mission is helping people before, during, and after disasters.

Click [here](#) to subscribe to this briefing.