

The Disaster Center is dedicated to the idea that disaster mitigation is cost effective and individuals pursuing their own interest are the greatest potential force for disaster reduction.

Please consider making a small donation to the Disaster Center



When disaster mitigation is cost effective, we are on the road to bringing disasters to an end.



# FEMA

## Daily Operations Briefing

Monday, March 2, 2020

8:30 a.m. ET

# National Current Operations & Monitoring



FEMA

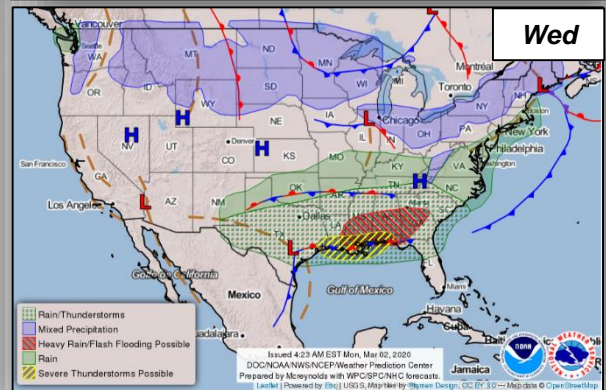
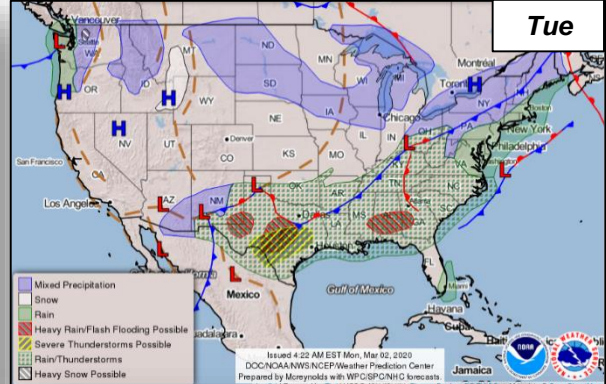
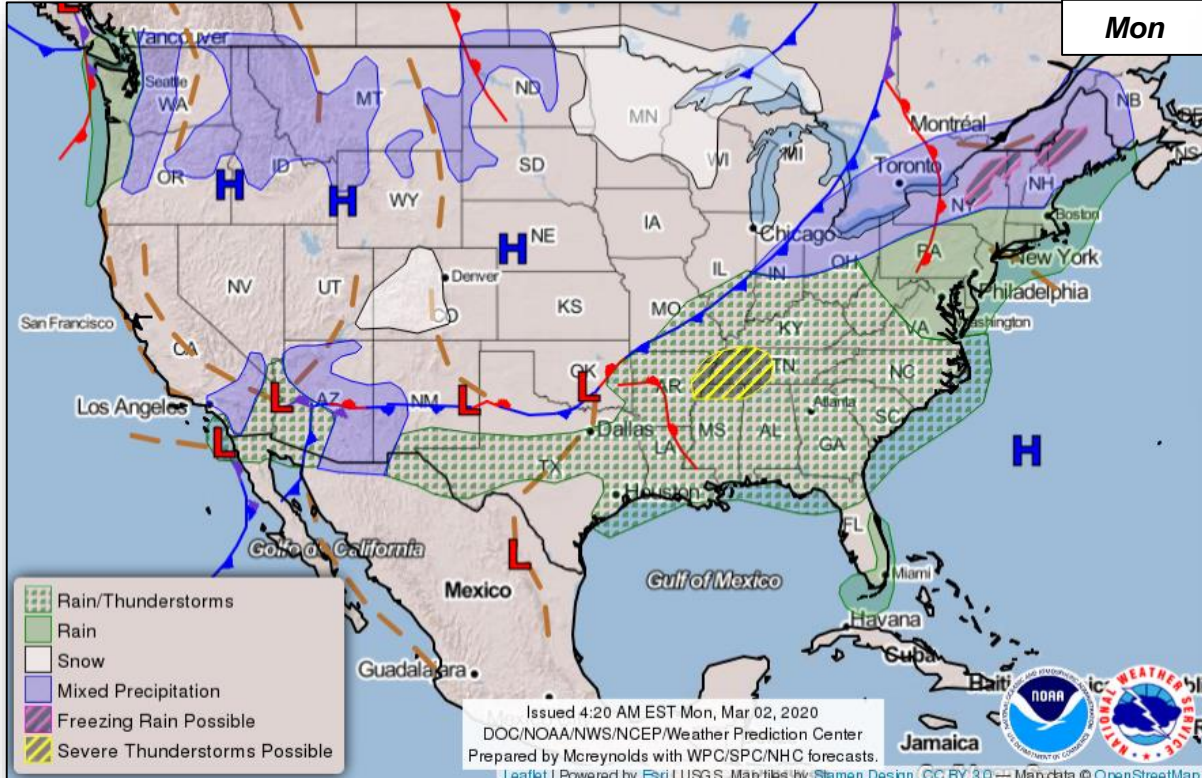
## Significant Incidents or Threats:

- Freezing rain possible – Northeast
- Severe thunderstorms possible – Lower Mississippi and Tennessee valleys

**Tropical Activity:** None

**Declaration Activity:** None

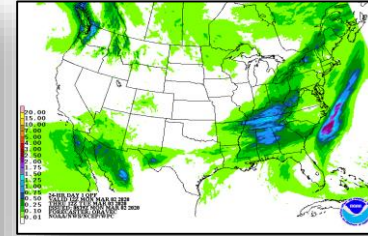
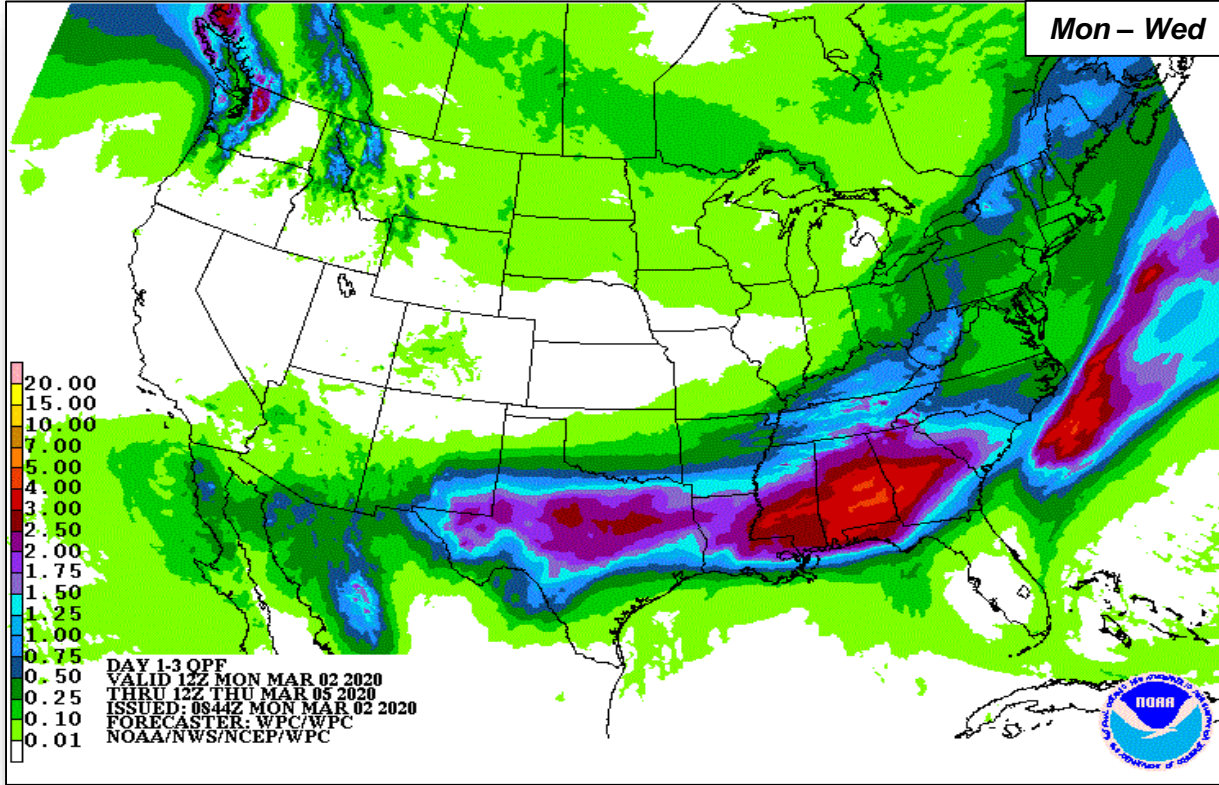
# National Weather Forecast



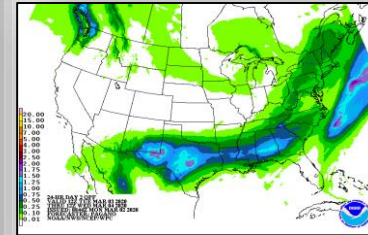
# Precipitation



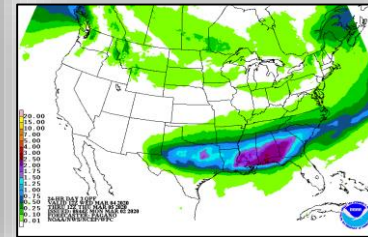
FEMA



*Mon*

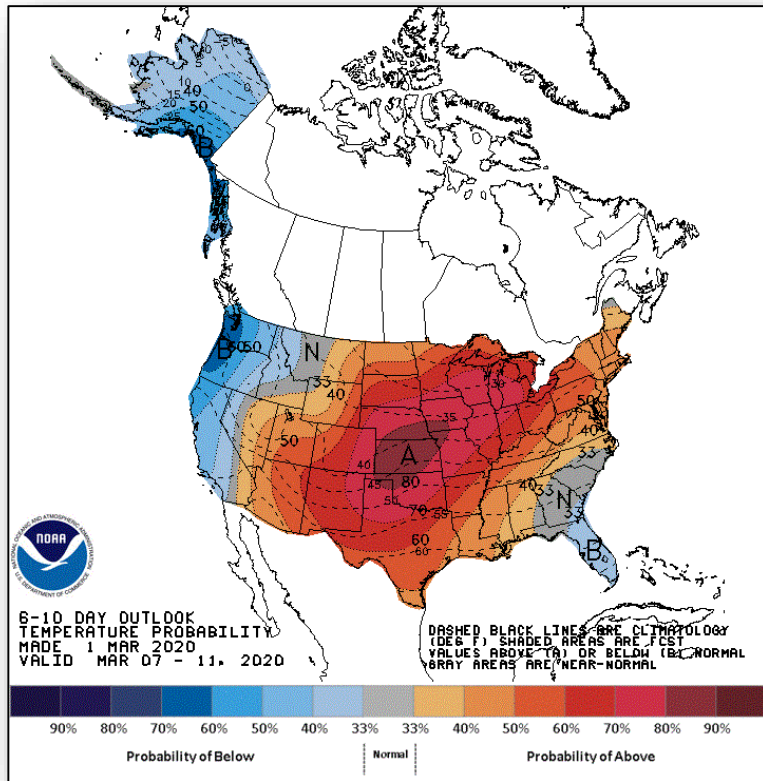


*Tue*

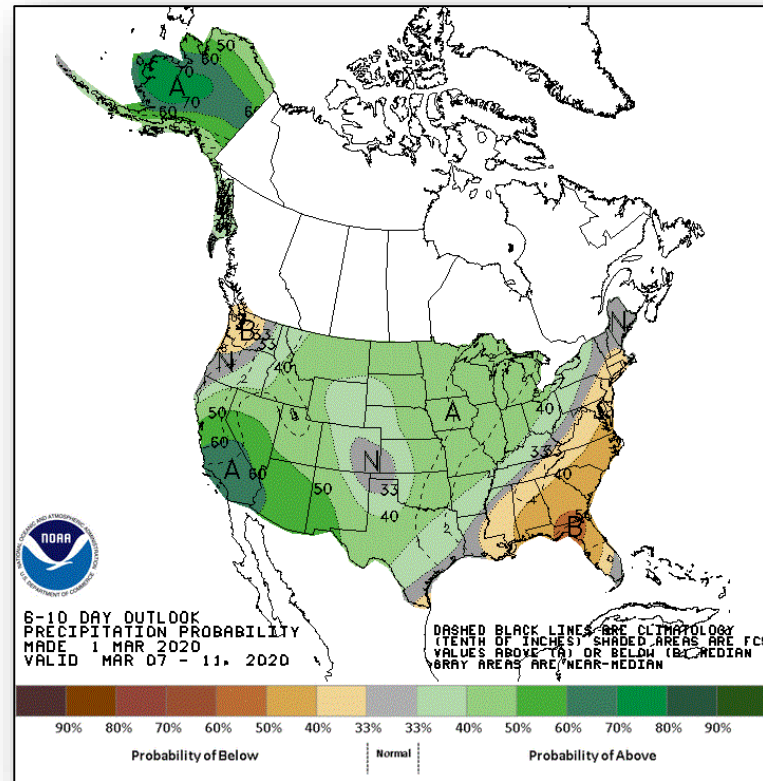


*Wed*

# Long Range Outlooks – Mar 7-11



**6-10 Day Temperature Probability**

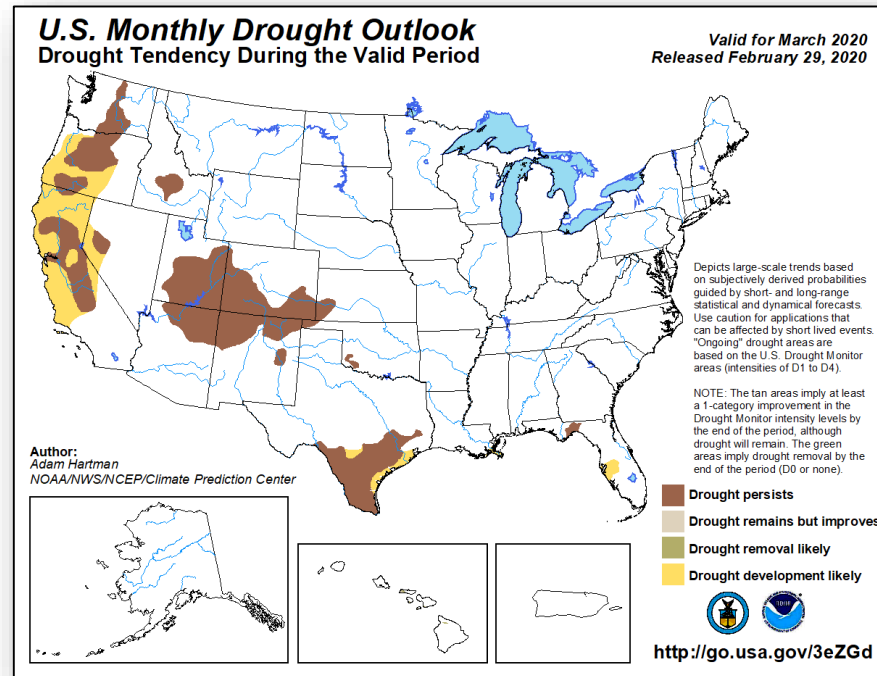
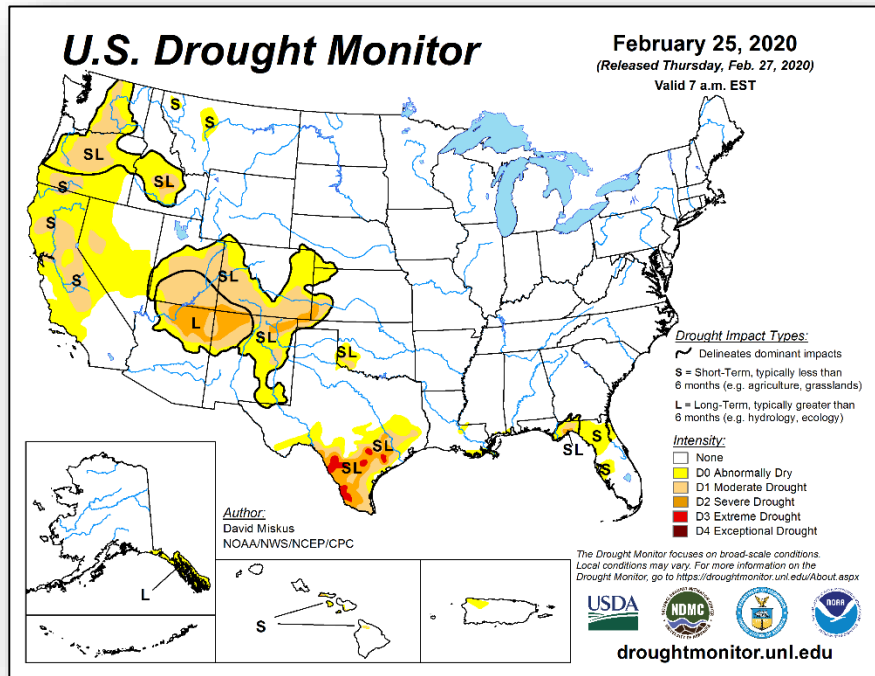


**6-10 Day Precipitation Probability**

# U.S. Monthly Drought Outlook



FEMA



# Joint Preliminary Damage Assessments



FEMA

Region	State / Location	Event	IA/PA	Number of Counties		Start – End
				Requested	Completed	
IV	KY	Severe Storms & Flooding Feb 3	IA	4	4	2/26 – 2/28
			PA	19	6	2/25 – TBD
V	IL	Severe Storms & Lake Shore Flooding Jan 10-12	IA	0	0	N/A
			PA	2	1	2/24 – TBD
X	OR	Severe Flooding Feb 5-10	IA	3	3 (+3)	2/19 – 2/29
			PA	3	3 (+3)	2/24 – 2/29
	WA	Flooding, Landslides & Mudslides Jan 20 – Feb 10	IA	7	0	3/2 – TBD
			PA	18	18 (+18)	2/24 – 2/29



# Declaration Requests in Process – 5



**FEMA**

<b>State / Tribe / Territory – Incident Description</b>	<b>Type</b>	<b>IA</b>	<b>PA</b>	<b>HM</b>	<b>Requested</b>
<b>TX</b> – Severe Storms, Straight-line Winds, and Tornadoes	DR		X	X	Jan 13
<b>AK</b> – Severe Storms and Flooding	DR		X	X	Feb 6
<b>WI</b> – Severe Winter Storm and Flooding	DR		X	X	Feb 10
<b>MS</b> – Severe Storms, Tornadoes, Straight-line Winds, and Flooding	DR		X	X	Feb 10
<b>AR</b> – Severe Storm, Straight-line Winds, and a Tornado (Appeal)	DR		X	X	Feb 20

# FEMA Common Operating Picture



FEMA HQ	
<b>NWC</b>	<b>NRCC</b>
Monitoring	Blue

FEMA REGIONS		
WATCH	RRCC	
Monitoring	I	Rostered
Monitoring	II	Rostered
Monitoring	III	Rostered
Monitoring	IV	Rostered
Monitoring	V	Rostered
Monitoring	VI	Rostered
Monitoring	VII	Rostered
Monitoring	VIII	Rostered
Monitoring	IX	Rostered
Monitoring	X	Rostered

**Notes:**  
 AS: Measles  
 MS: Flooding  
 NY: Normal Ops  
 PR: Earthquake  
 KY: Flooding  
 COVID-19: HI, MI, WA, DC

- Major Disasters (DR): 43
- Emergency Disasters (EM): 0
- JFOs: 13 / VJFOs: 5
- Staging Area
- Distribution Center (DC)
- Declared County
- Fully Activated
- Partially Activated
- Monitoring

As of 3:00 a.m. ET March 2, 2020  
 Created by FEMA NWC



N-IMATs	
3 Teams	
Red	
Blue	
Gold	

R-IMATs	
≥ 7 Teams	

I	1
II	Reconstituting
III	
IV-1	
IV-2	
V	
VI-1	
VI-2	2
VII	
VIII	
IX-1	
IX-2	
X	3

FMC	PMC
NMC	Deployed

Team:	US&R	MERS	FCOs	FDRCs	IM WORKFORCE
Status	>66%	>66%	≤ 1 Type I	≤ 1	
Assigned:	28	36	44	11	13,993 (NC)
Unavailable:	0	0	0	0	3,657 ▲
Deployed:	0	1	36	9	5,387 ▼
Available:	28	35	8	2	4,949 / 35% ▼

IM CADRE AVAILABILITY SUMMARY	
Cadres with 25% or Less Availability	
EHP 19% (117/613); FL 23% (37/162); PA 18% (543/3,019)	



# FEMA

**FEMA's mission is helping people before, during, and after disasters.**

Click [here](#) to subscribe to this briefing.