

The Disaster Center is dedicated to the idea that disaster mitigation is cost effective and individuals pursuing their own interest are the greatest potential force for disaster reduction.

Please consider making a small donation to the Disaster Center



When disaster mitigation is cost effective, we are on the road to bringing disasters to an end.



FEMA

Daily Operations Briefing

Tuesday, March 10, 2020

8:30 a.m. ET

National Current Operations & Monitoring



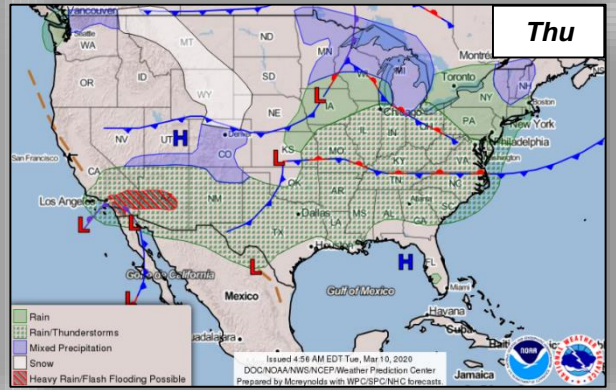
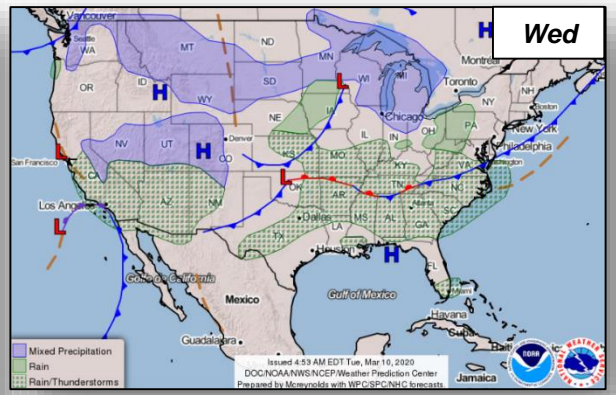
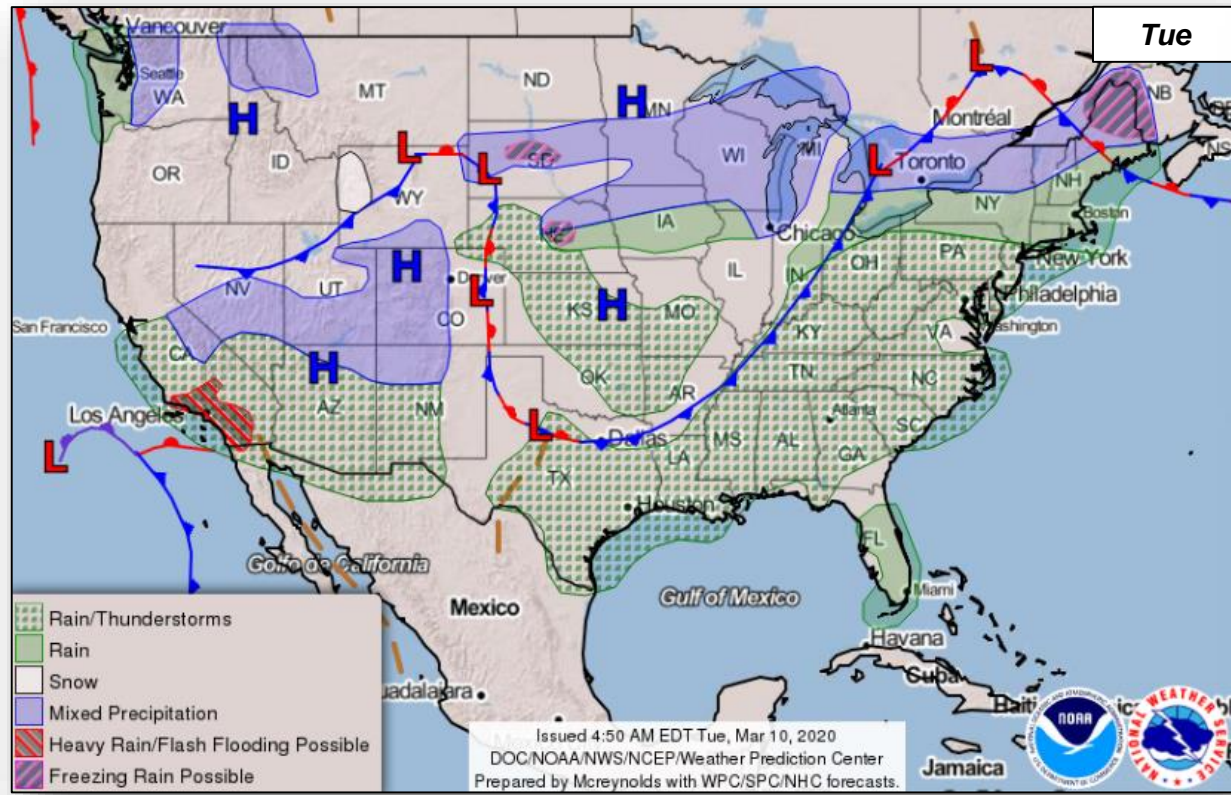
FEMA

Significant Incidents or Threats:

- COVID-19
- Heavy Rain and Flash Flooding – Southern CA
- Freezing Rain – Central / Northern Plains

Declaration Activity: None

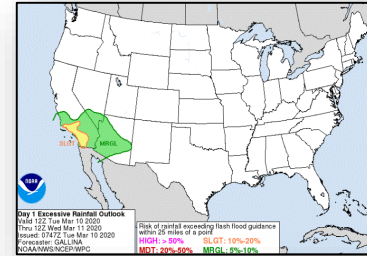
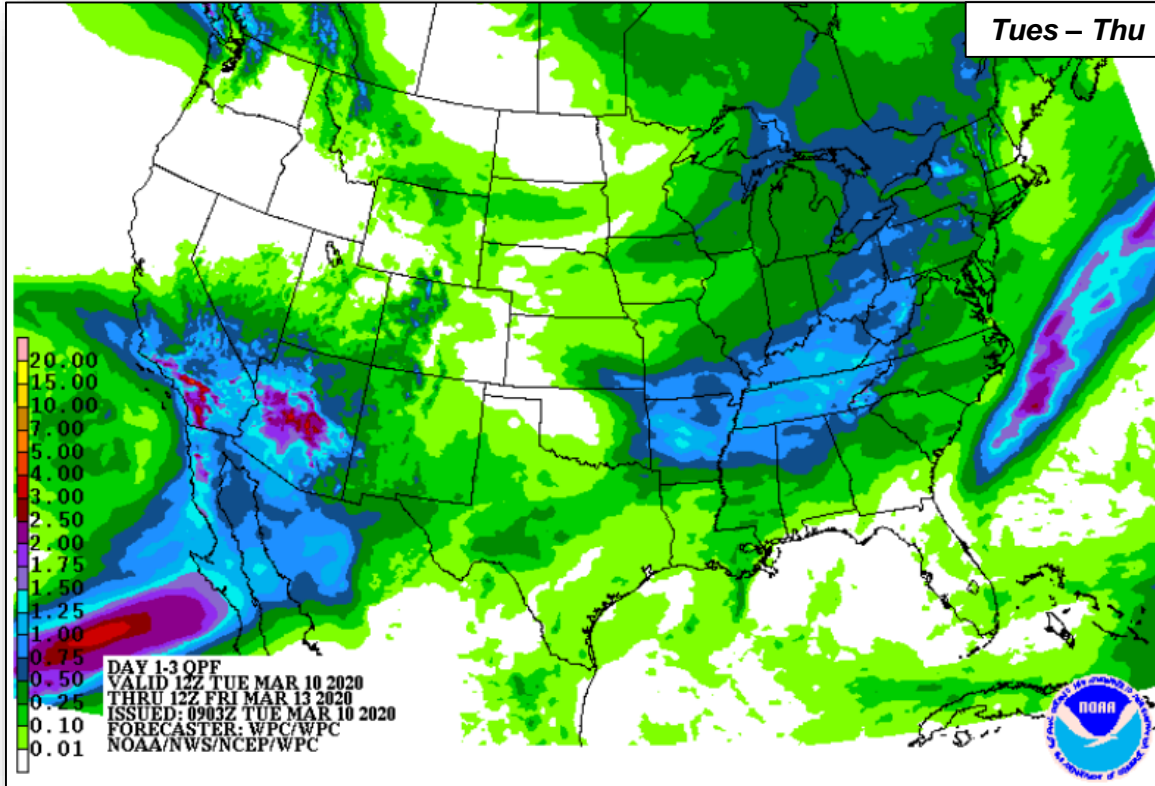
National Weather Forecast



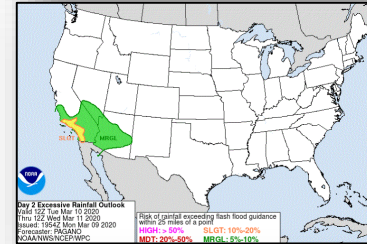
Precipitation & Excessive Rainfall



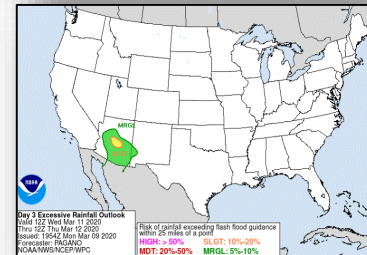
FEMA



Tue

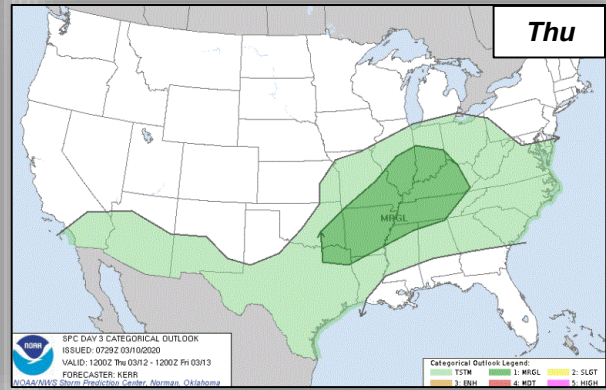
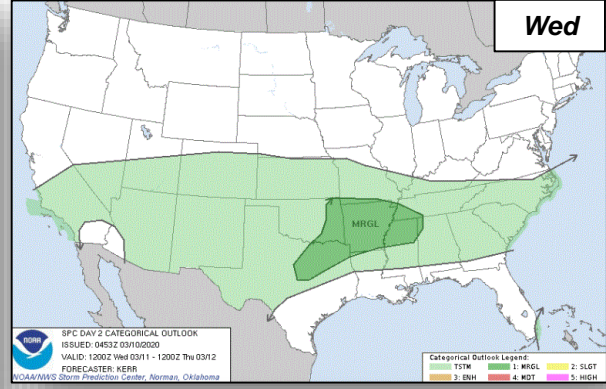
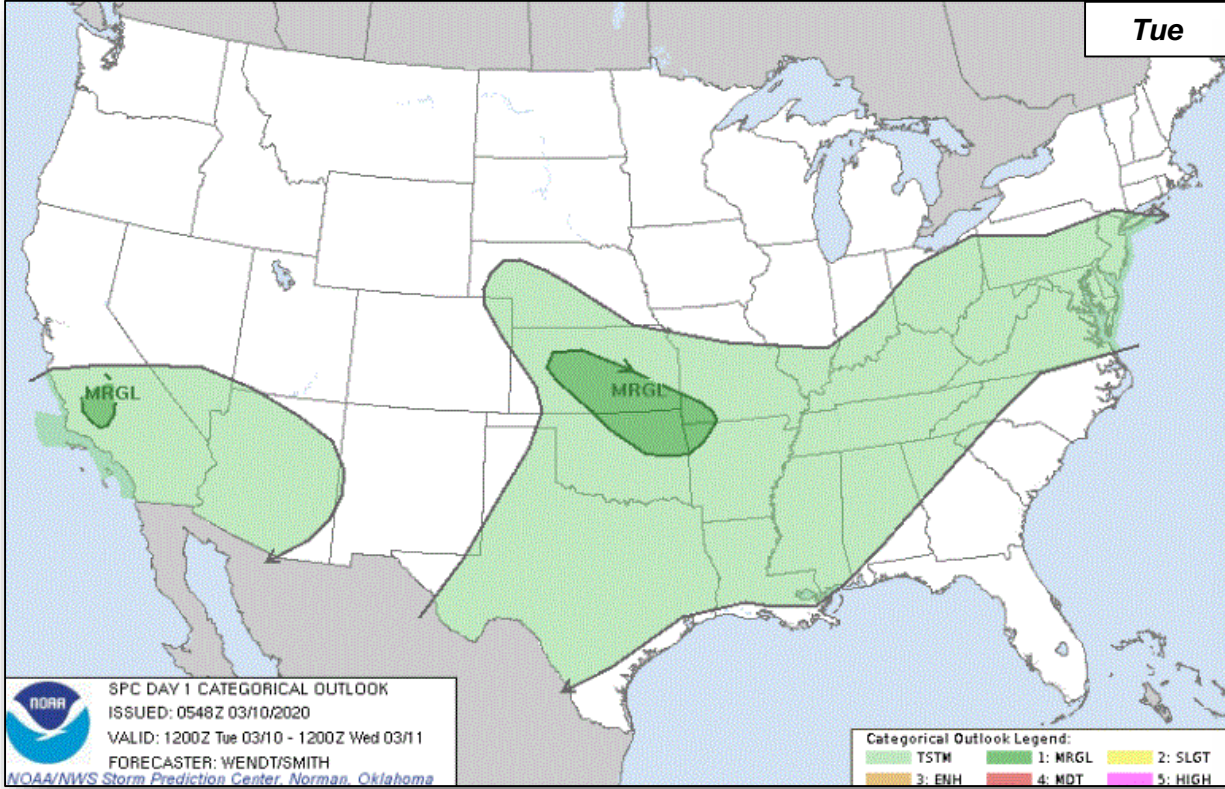


Wed



Thu

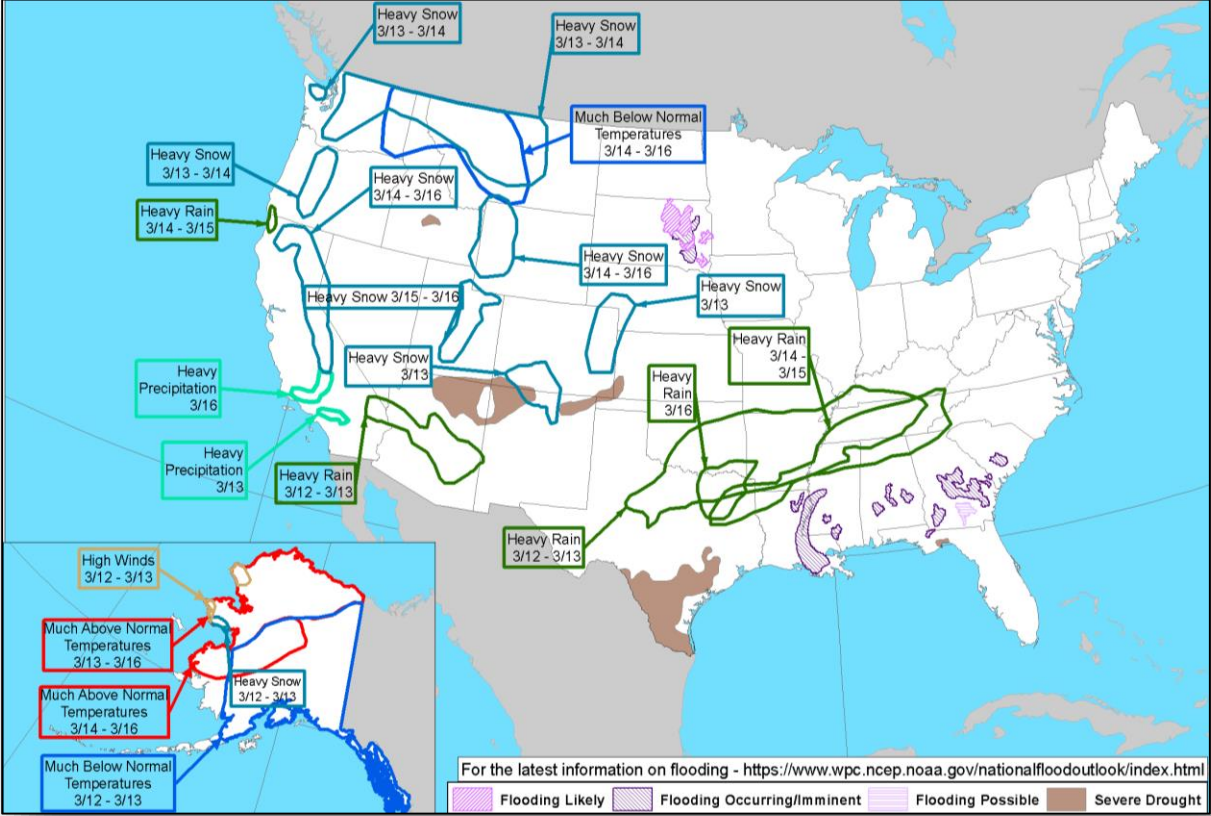
Severe Weather Outlook



Hazards Outlook – Mar 12-16



FEMA



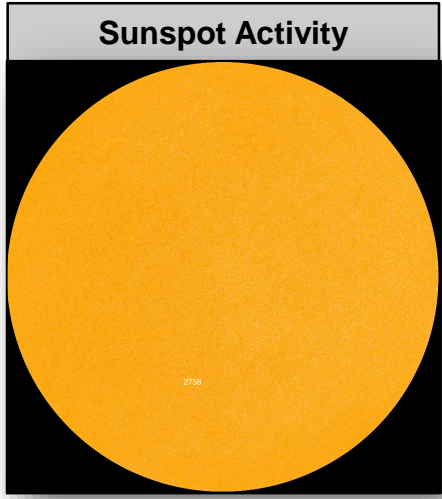

Space Weather



FEMA

	Space Weather Activity	Geomagnetic Storms	Solar Radiation	Radio Blackouts
Past 24 Hours	None	None	None	None
Next 24 Hours	None	None	None	None

For further information on NOAA Space Weather Scales refer to: <http://www.swpc.noaa.gov/noaa-scales-explanation>



Joint Preliminary Damage Assessments



FEMA

Region	State / Location	Event	IA/PA	Number of Counties		Start – End
				Requested	Completed	
IV	KY	Severe Storms & Flooding Feb 3	IA	4	4	2/26 – 2/28
			PA	26	17	2/25 – TBD
	MS	Severe Storms, Flooding, & Mudslides Feb 10-18	IA	0	0	N/A
			PA	14	0	3/5 – TBD
	NC	Severe Storms, Flooding, Tornadoes, and Straight-line Winds; Feb 5-9	IA	0	0	N/A
			PA	19	0	3/9 – TBD

Declaration Requests in Process – 5



FEMA

State / Tribe / Territory – Incident Description	Type	IA	PA	HM	Requested
TX – Severe Storms, Straight-line Winds, and Tornadoes	DR		X	X	Jan 13
WI – Severe Winter Storm and Flooding	DR		X	X	Feb 10
MS – Severe Storms, Tornadoes, Straight-line Winds, and Flooding	DR		X	X	Feb 10
AR – Severe Storms, Straight-line Winds, and Tornadoes (Appeal)	DR		X	X	Feb 20
SC – Severe Storms, Tornadoes, Straight-line Winds, and Flooding	DR	X	X	X	Mar 5

FEMA Common Operating Picture

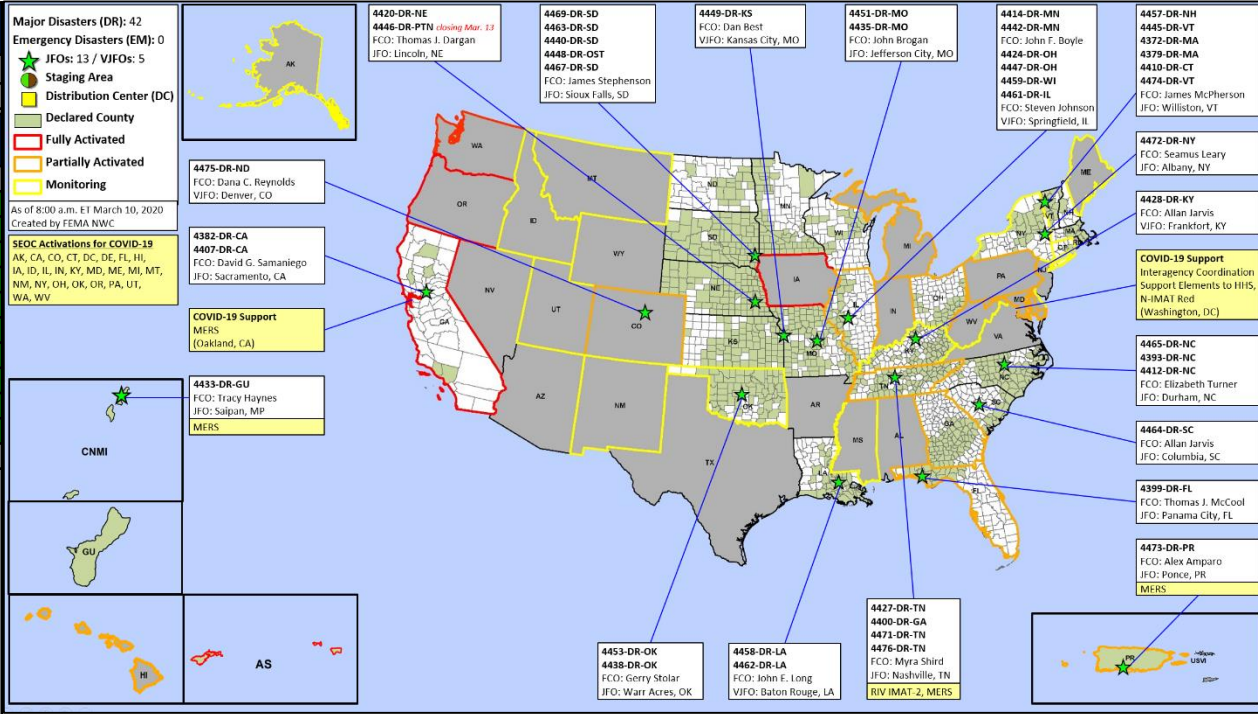


FEMA HQ	
NWC	NRCC
Monitoring	ROC

FEMA REGIONS		
WATCH	RRCC	
Monitoring	I	Rostered
Monitoring	II	Rostered
Monitoring	III	Rostered
Monitoring	IV	Rostered
Enhanced	V	Rostered
Monitoring	VI	Rostered
Monitoring	VII	Rostered
Monitoring	VIII	Rostered
Monitoring	IX	Rostered
Enhanced	X	Rostered

Notes:

COVID-19 ROC (days / M-F) RV: (days / M-F) RX: (days)	AS: Measles GA: Flooding MS: Flooding PR: Earthquake TN: Tornadoes
	*COVID-19 See yellow call-out box (26 SEOCs activated)



NIMATs	
2 Teams	
Red	DC
Blue	
Gold	

R-IMATs	
≥ 7 Teams	

I	1
II	
III	
IV-1	
IV-2	TN
V	
VI-1	
VI-2	
VII	
VIII	2
IX-1	
IX-2	
X	3

FMC	PMC
NMC	Deployed

Team:	US&R	MERS	FCOs	FDRCs	IM WORKFORCE
Status	>66%	>66%	≤ 1 Type I	=2	
Assigned:	28	36	45	11	13,984 ▼
Unavailable:	0	0	2 (+2)	0	3,891 ▲
Deployed:	0	4 (+1)	32 (-4)	9	5,662 ▲
Available:	28	32 (-1)	11 (+2)	2	4,431 / 32% ▼

IM CADRE AVAILABILITY SUMMARY	
Cadres with 25% or Less Availability	
ADR 20% (10/49); EHP 18% (110/616); FL 20% (32/162); PA 17% (517/3,030)	



FEMA

FEMA's mission is helping people before, during, and after disasters.

Click [here](#) to subscribe to this briefing.