

The Disaster Center is dedicated to the idea that disaster mitigation is cost effective and individuals pursuing their own interest are the greatest potential force for disaster reduction.

Please consider making a small donation to the Disaster Center



When disaster mitigation is cost effective, we are on the road to bringing disasters to an end.



# FEMA

## Daily Operations Briefing

Saturday, April 11, 2020

8:30 a.m. ET

# National Current Operations & Monitoring



FEMA

## **Significant Incidents or Threats:**

- COVID-19
- Severe thunderstorms and flash flooding possible – Southern Plains to Lower Mississippi Valley
- Heavy snow possible – Northern Rockies to Central Plains

## **Declaration Activity:**

- Request: Major Disaster Declaration – North Carolina

# COVID-19 Update



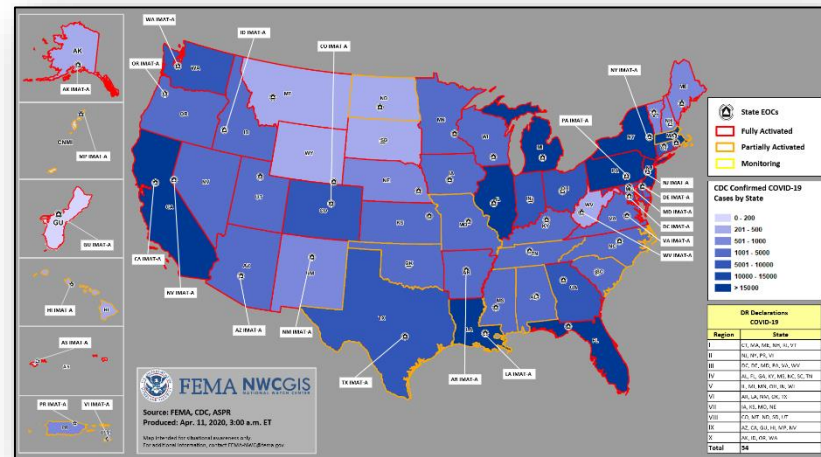
**Situation:** FEMA, HHS, and federal partners are working with state, local, tribe, and territorial governments to execute a whole-of-America response to the COVID-19 pandemic. The federal government is coordinating the deployment of PPE and ventilators from multiple sources including SNS, donations, and vendor procurements. These shipments are being sent nationwide with prioritization given to areas in greatest need.

**State / Local Response:** [\(COVID-19 SLB, 12:00 p.m. ET Apr 10\)](#)

- All State / Territory EOCs activated
- 42 states, D.C., 4 territories and 36 (+5) tribes issued shelter-in-place orders
- National Guard Bureau
  - Title 32 Status approved: 38
  - Title 32 Status requested: 11

**FEMA / Federal Response:** [\(COVID-19 SLB, 5:00 p.m. ET Apr 9\)](#)

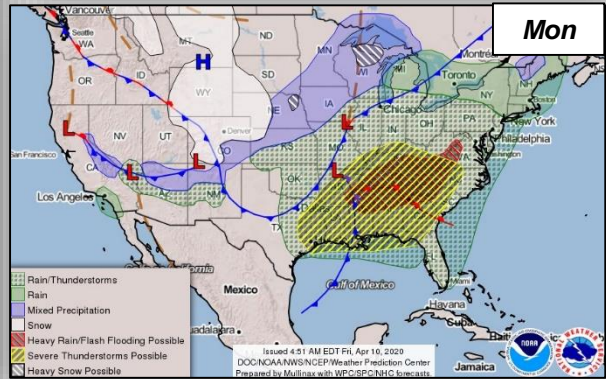
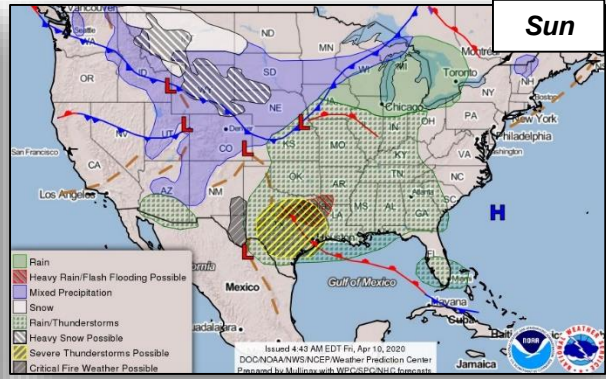
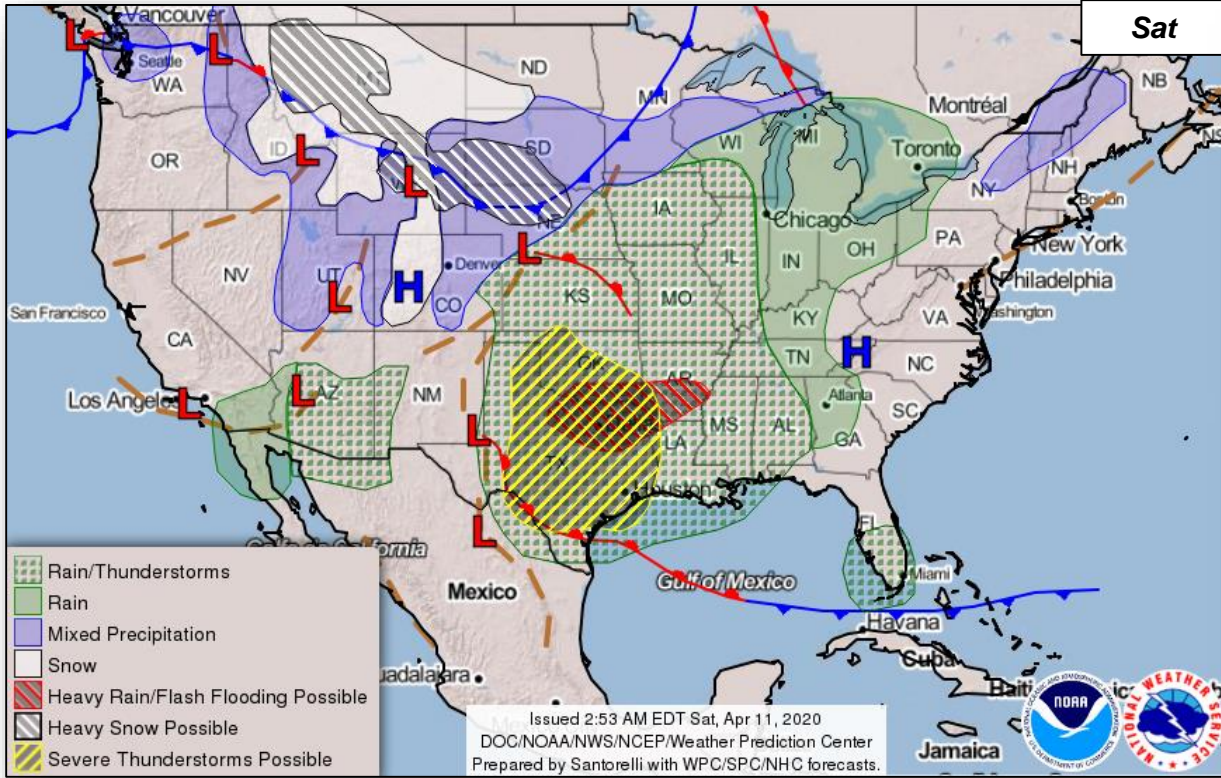
- NRCC: Level I in unified effort with HHS SOC; all RRCCs activated
- IMAT-A teams deployed to 26 states; 37 LNOs deployed: states, territories, and tribes
- 54 (+2) Major Disaster Declarations approved and 1 (-2) Disaster Declarations in process
- Second distribution of Hydroxychloroquine tablets shipped April 9: 1M to Veterans Affairs; 1M to DoD; 100K to Detroit; and 8M to St. Louis; Philadelphia; Pittsburg; Baltimore; Washington D.C.; Milwaukee; Miami; Houston; Indianapolis; and Baton Rouge [\(SC TF Update, April 10, 2020, 10:38 a.m. ET\)](#)
- 26 Airbridge flights complete; Airbridge flight #24 landed in NYC April 8; cargo: 7,770,000 gloves; #25 landed in Chicago April 9; cargo: 21, 555,000 gloves; #26 landed in Dallas April 9; cargo: 25,350,000 gloves; 54 remaining flights scheduled [\(SC TF Update, April 10, 2020, 10:38 a.m. ET\)](#)
- TX: 225 medical personnel Expeditionary Medical Facility deployed to support Kay Bailey Hutchinson Convention Center, Dallas, TX; Operations expected to begin April 12 [\(DoD Update, April 10, 2020, 1:27 p.m. ET\)](#)
- NJ: Two UAMTFs arrived to augment ACS Edison April 9; UAMTF for Atlantic City awaiting deployment [\(DoD Update, April 10, 2020, 1:27 p.m. ET\)](#)



COVID-19 Cases	Confirmed	Deaths
United States	498,670 (+34,591)	18,775 (+2,053)
Worldwide	1,521,252 (+85,054)	92,798 (+7,277)

*(COVID-19 Response update, as of 6:48 a.m. ET, Apr 11)*

# National Weather Forecast

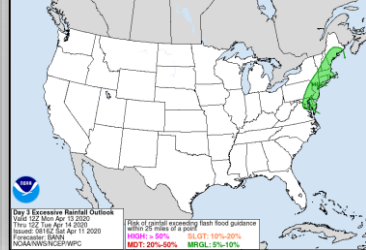
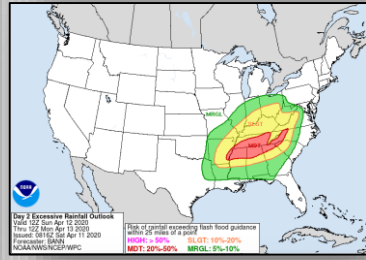
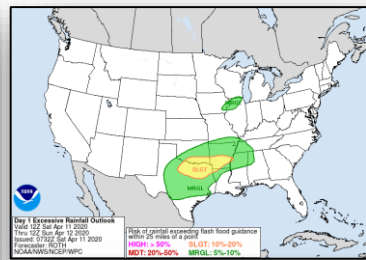
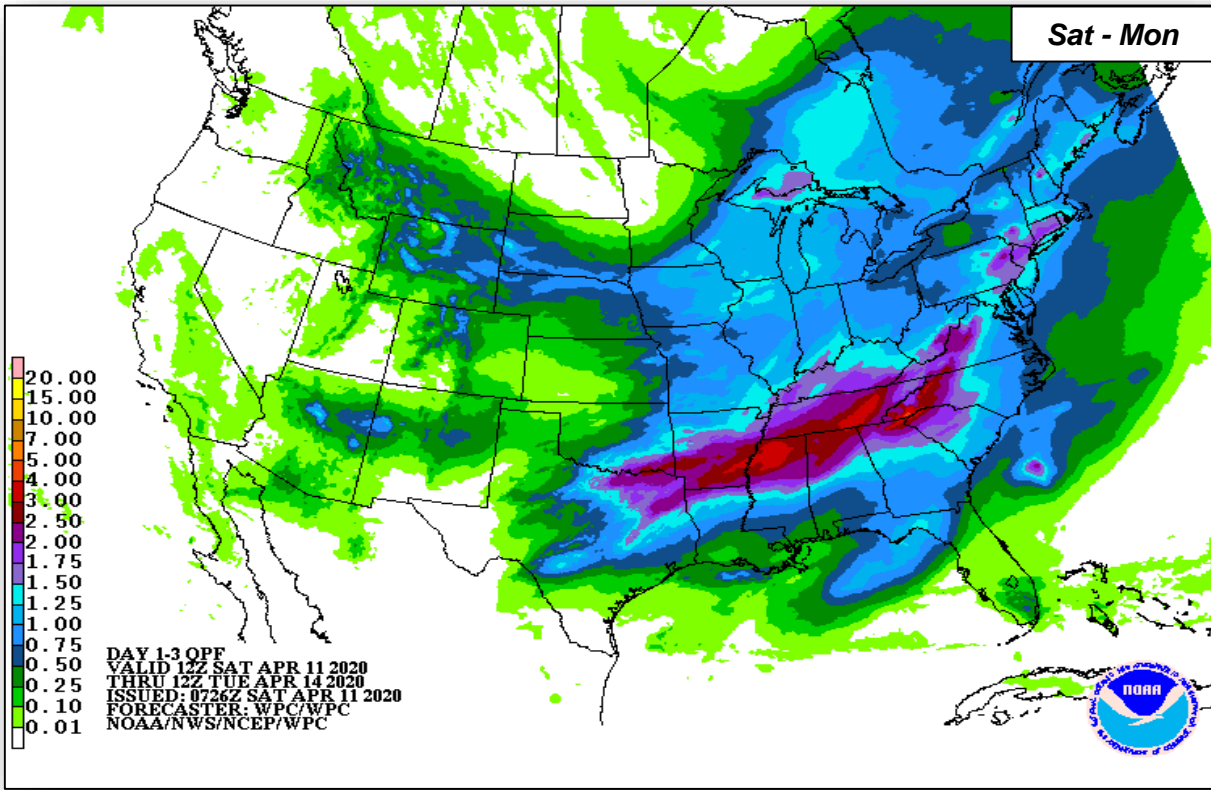




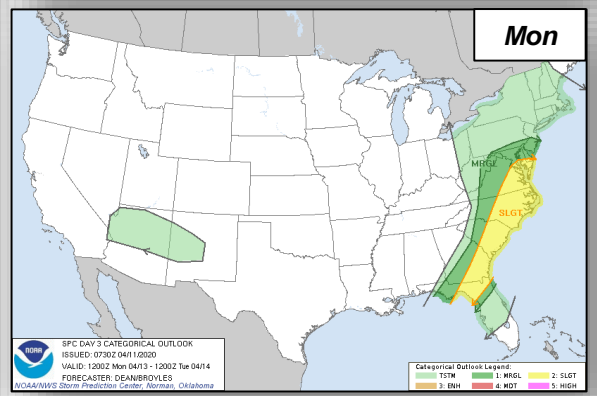
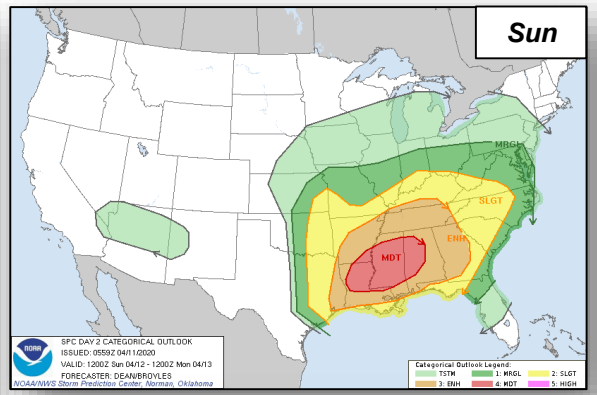
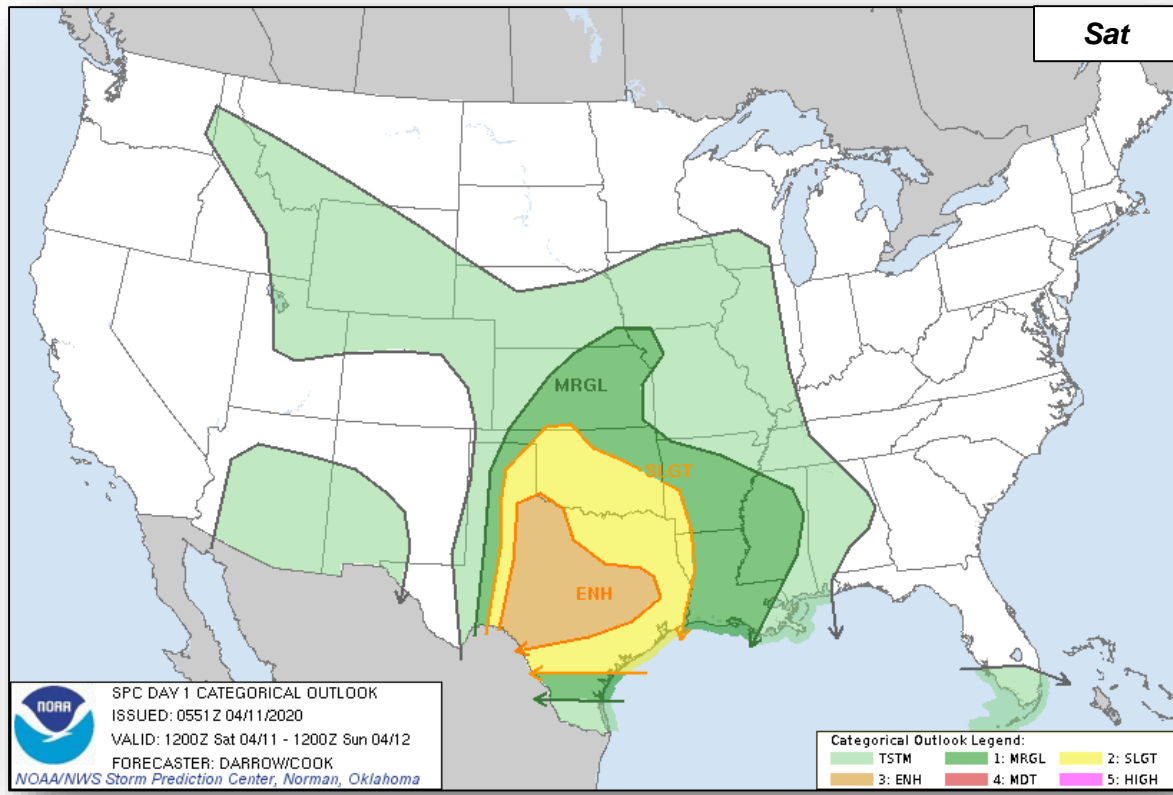
# Precipitation & Excessive Rainfall



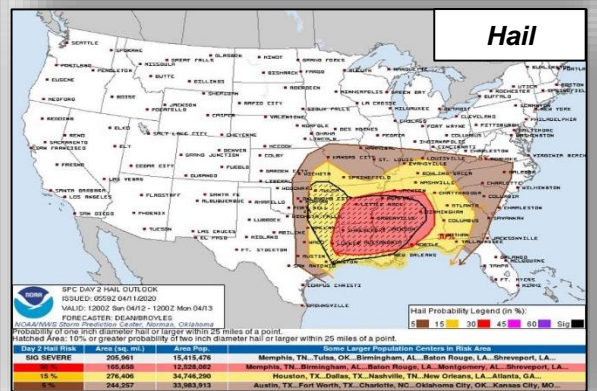
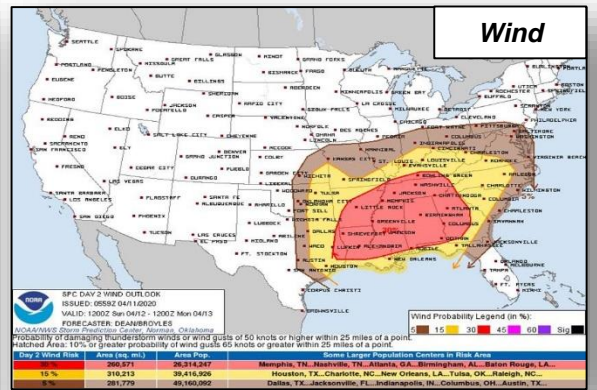
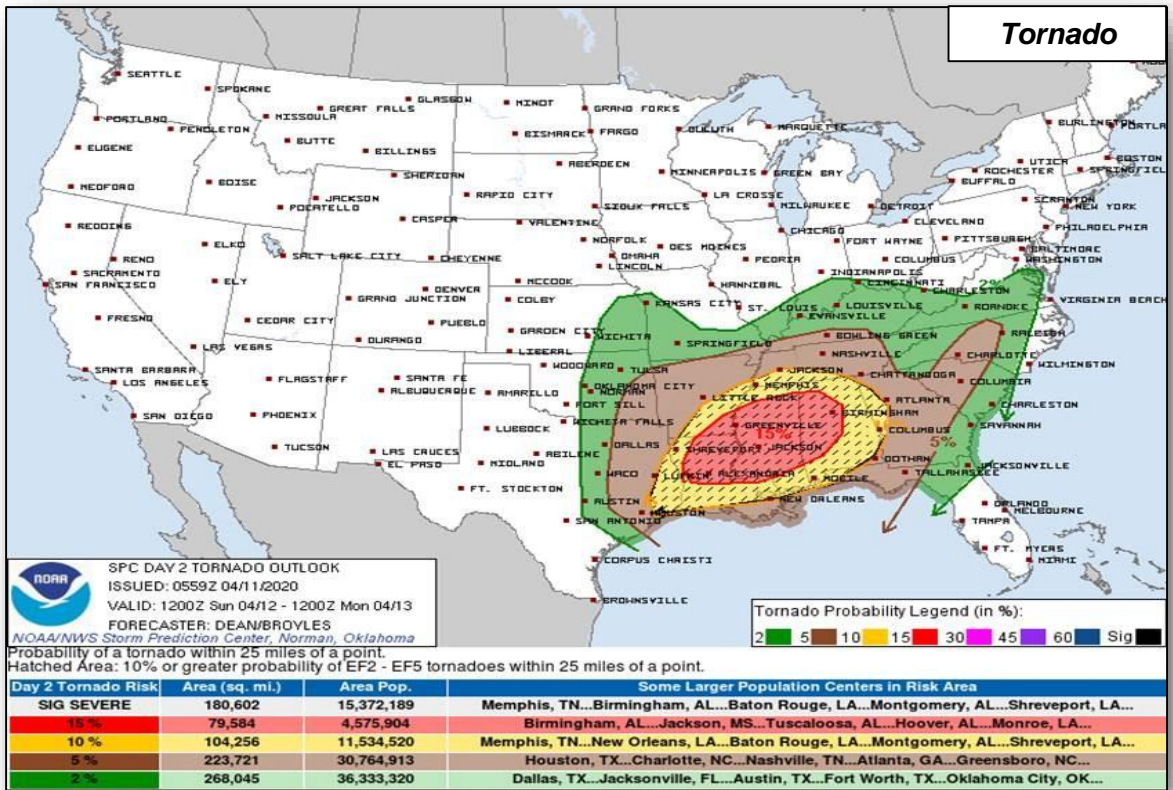
FEMA



# Severe Weather Outlook



# Severe Weather Outlook Sunday Apr 12





# Joint Preliminary Damage Assessments



FEMA

Region	State / Location	Event	IA/PA	Number of Counties		Start – End
				Requested	Completed	
IV	AL	Severe Storms, Tornadoes, Straight-line Winds, Flooding, and Mudslides Feb 6 – Mar 6, 2020	IA	0	0	N/A
			PA	14	0	4/20 - TBD

# Declaration Request



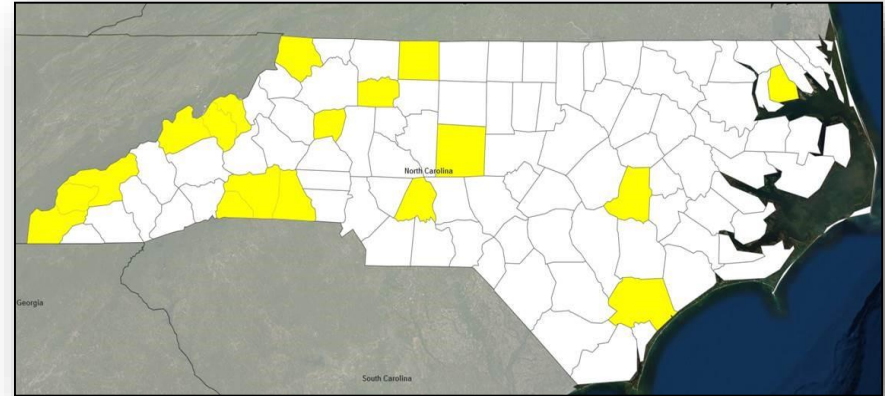
**Declaration:** Major Disaster – North Carolina  
**Requested:** Apr 9

**Incident:** Severe storms, tornadoes, and flooding

**Incident Period:** Feb 6-19

**Includes:**

- **PA Only:** 18 counties
- **Hazard Mitigation:** Statewide



■ PA

# COVID-19 Declaration Requests in Process – 1



FEMA

State / Tribe / Territory – Incident Description	Type	IA	PA	HM	Requested
WY – COVID-19 Pandemic	DR	X	X	X	Apr 8

# Declaration Requests in Process – 6

State / Tribe / Territory – Incident Description	Type	IA	PA	HM	Requested
AR – Severe Storms, Straight-line Winds, and Tornadoes (Appeal)	DR		X	X	Feb 20
MS – Severe Storms, Flooding, Landslides, and Mudslides	DR		X	X	Mar 17
KY – Severe Storms, Flooding, Landslides, and Mudslides	DR	X	X	X	Mar 26
WA – Severe Winter Storms, Straight-line Winds, Flooding, Landslides, and Mudslides	DR	X	X	X	Mar 25
AK – Fire	DR		X	X	Apr 7
NC – Severe Storms, Tornadoes, and Flooding	DR		X	X	Apr 9

# FEMA Common Operating Picture



FEMA

FEMA HQ	
<b>NWC</b>	<b>NRCC</b>
Monitoring	Level I

FEMA REGIONS		
WATCH	RRCC	
Monitoring	I	Level I
Monitoring	II	Level II
Monitoring	III	Level II
Monitoring	IV	Level II
Monitoring	V	Level II
Monitoring	VI	Level II
Alt Location	VII	Level II
Monitoring	VIII	Level II
Monitoring	IX	Level I
Monitoring	X	Level II

Major Disasters (DR): 94  
 Emergency Disasters (EM): 84  
 ★ JFOs: 10 / VJFOs: 9  
 ● Staging Area  
 ■ Distribution Center (DC)  
 ■ Declared County (non-COVID-19 Operations)  
 ■ Fully Activated  
 ■ Partially Activated  
 ■ Monitoring

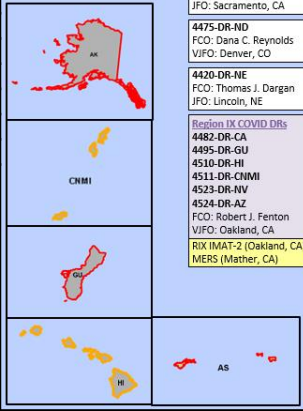
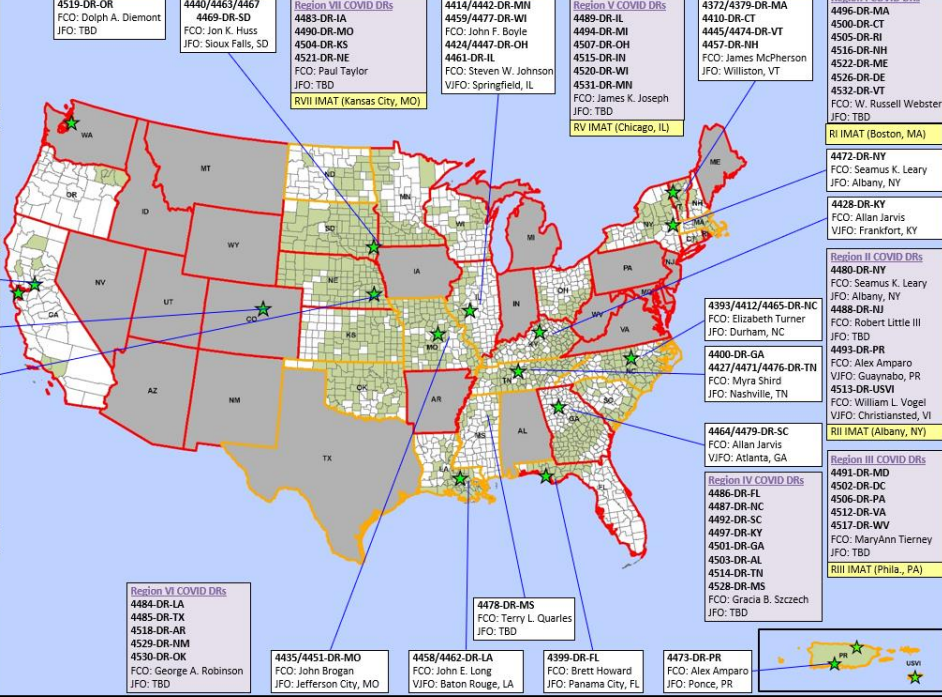
As of 3:00 a.m. ET April 11, 2020  
 Created by FEMA NWC

**Region VIII COVID DRs**  
 4498-DR-CO  
 4508-DR-MT  
 4509-DR-ND  
 4525-DR-UT  
 4527-DR-SO  
 FCO: Lee K. dePaolo  
 JFO: TBD  
 RVIII IMAT (Denver, CO)

**Region X COVID DRs**  
 4481-DR-WA  
 VJFO: Bothell, WA  
 4499-DR-OR  
 4533-DR-AK  
 4534-DR-ID  
 FCO: Michael F. O'Hare  
 JFO: TBD  
 RX IMAT (Bothell, WA)

**Region IX COVID DRs**  
 4482-DR-CA  
 4495-DR-GU  
 4510-DR-HI  
 4511-DR-CNMI  
 4523-DR-NV  
 4524-DR-AZ  
 FCO: Robert J. Fenton  
 VJFO: Oakland, CA  
 RIX IMAT-2 (Oakland, CA)  
 MERS (Mather, CA)

**Region XI COVID DRs**  
 4484-DR-LA  
 4485-DR-TX  
 4518-DR-AR  
 4529-DR-NM  
 4530-DR-OK  
 FCO: George A. Robinson  
 JFO: TBD



**Notes:**

GA: Flooding  
 MS: Flooding  
 PR: Earthquake  
 TN: Tornadoes

All RRCCs (Days)

All EOCs activated for COVID-19

N-IMATs	
2 Teams	
Red	
Blue	
Gold	IMAT-A Support

R-IMATs	
4 - 6 Teams	
I	RRCC
II	NY
III	RRCC
IV-1	
IV-2	
V	RRCC
VI-1	
VI-2	
VII	RRCC
VIII	RRCC
IX-1	
IX-2	RRCC
X	RRCC

Team:	US&R	MERS	FCOs	FDRCS	IM WORKFORCE
Status	33 - 65%	>66%	≤1 Type I	≤1	
Assigned:	28	36	47	11	13,455 (NC)
Unavailable	17	0	2	1 (+1)	3,145 ▲
Deployed:	0	2	41	9	5,638 ▲
Available:	11	34	4	1 (-1)	4,672 / 35% ▼

IM CADRE AVAILABILITY SUMMARY	
Cadres with 25% or Less Availability	
ADR 14% (6/43); EHP 18% (112/618); ER 24% (18/74); FL 11% (18/160); FM 23% (60/263); HM 22% (268/1,219); OPS 19% (53/283); PLAN 22% (92/422); SAF 17% (9/54)	



# FEMA

**FEMA's mission is helping people before, during, and after disasters.**

Click [here](#) to subscribe to this briefing.