

The Disaster Center is dedicated to the idea that disaster mitigation is cost effective and individuals pursuing their own interest are the greatest potential force for disaster reduction.

Please consider making a small donation to the Disaster Center



When disaster mitigation is cost effective, we are on the road to bringing disasters to an end.



FEMA

Daily Operations Briefing

Monday, June 1, 2020

8:30 a.m. ET

National Current Operations & Monitoring



FEMA

Significant Incidents or Threats:

- COVID-19
- Civil unrest and protests
- Critical fire weather – Central Great Basin

Tropical Activity:

- Atlantic – Disturbance 1 – High (80%)
- Eastern Pacific – No new tropical cyclones are expected during the next five days
- Central Pacific – No new tropical cyclones are expected during the next five days

Declaration Activity: None

Wildfire Summary

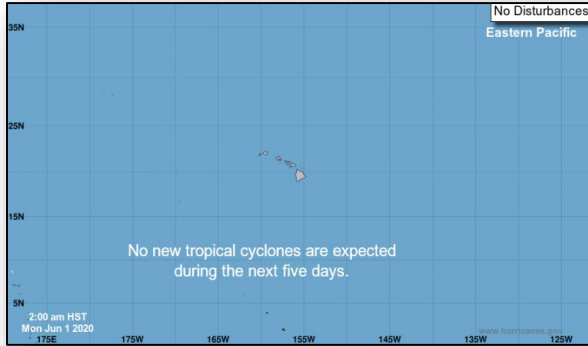


FEMA

Fire Name (County, ST)	FMAG #	Acres Burned	Percent Contained	Evacuations	Structures (Homes / Other)			Fatalities / Injuries
					Threatened	Damaged	Destroyed	
Ocotillo Fire (Maricopa, AZ)	5311-FM-AZ	980	10% (+10%)	M: 500	H: 0	H: 2	H: 8	0 / 0
				V: 0	O: 0	O: 0	O: 12	

*Evacuations: M = Mandatory / V = Voluntary
Structures: H = Homes and Mixed Commercial/Residential / O = Other Minor Structures*

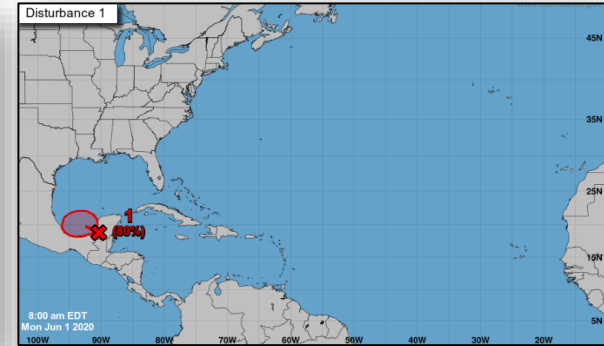
Tropical Outlook – Five Day



Central Pacific



Eastern Pacific



Atlantic

Disturbance 1 (as of 8:00 a.m. ET)

- Eastern Pacific Tropical Storm Amanda is located over the Yucatan peninsula of Mexico
- Forecast to move NW over the SE portion of the Bay of Campeche
- Environmental conditions are expected to be conducive to support development
- Formation chance through 48 hours: High (80%)
- Formation chance through 5 days: High (80%)

Current Disturbances & 5 Day Cyclone Formation: ✘ < 40% | ✘ 40-60% | ✘ > 60%
 Tropical / Sub-Tropical Cyclone: ○ Depression | ● Storm | ● Hurricane | ● Post-Tropical Cyclone / Remnants

Potential track area: Day 1-3 Day 4-5
 Watches: Hurricane Trop Stm
 Warnings: Hurricane Trop Stm
 Current wind extent: Hurricane Trop Stm

COVID-19 Update



Situation: FEMA and HHS continue leading the multiagency COVID-19 Response / Recovery efforts. 46,756 FEMA, DoD, HHS, VA, and CDC personnel deployed / activated; 2,949 FEMA employees deployed. Nationwide testing: **16,794,182 (+1,028,068) cumulative as of May 30.**

Lifelines Impacts:

Health & Medical

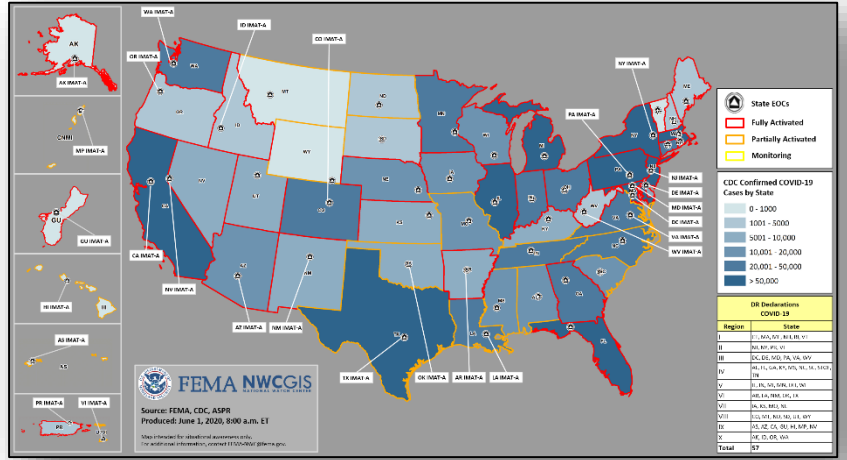
- WA Governor mandated testing for all long-term care facility residents and staff; skilled nursing facilities and assisted living (with memory care) facilities must complete testing by June 12 and June 26, respectively

Food, Water, Shelter

- CA: Salvation Army and state delivered trailers to the Anaheim Emergency Shelter to be used as isolation units for shelter residents exhibiting COVID-19 symptoms
- NV: Salvation Army is partnering with Veterans Affairs to provide pallets of hygiene products and other items to Navajo Nation

Response

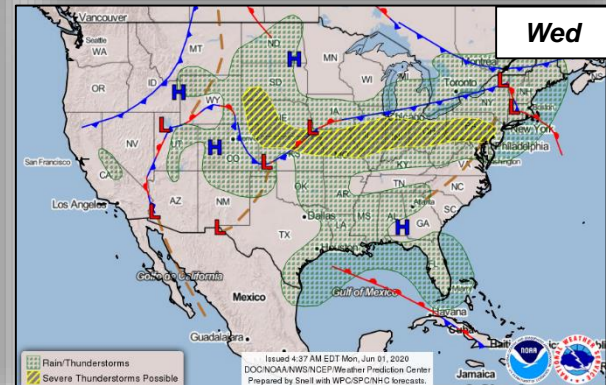
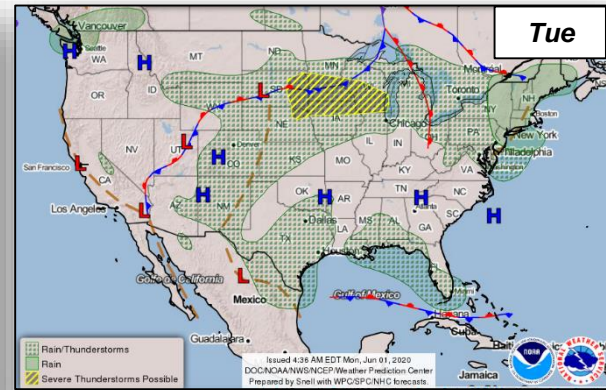
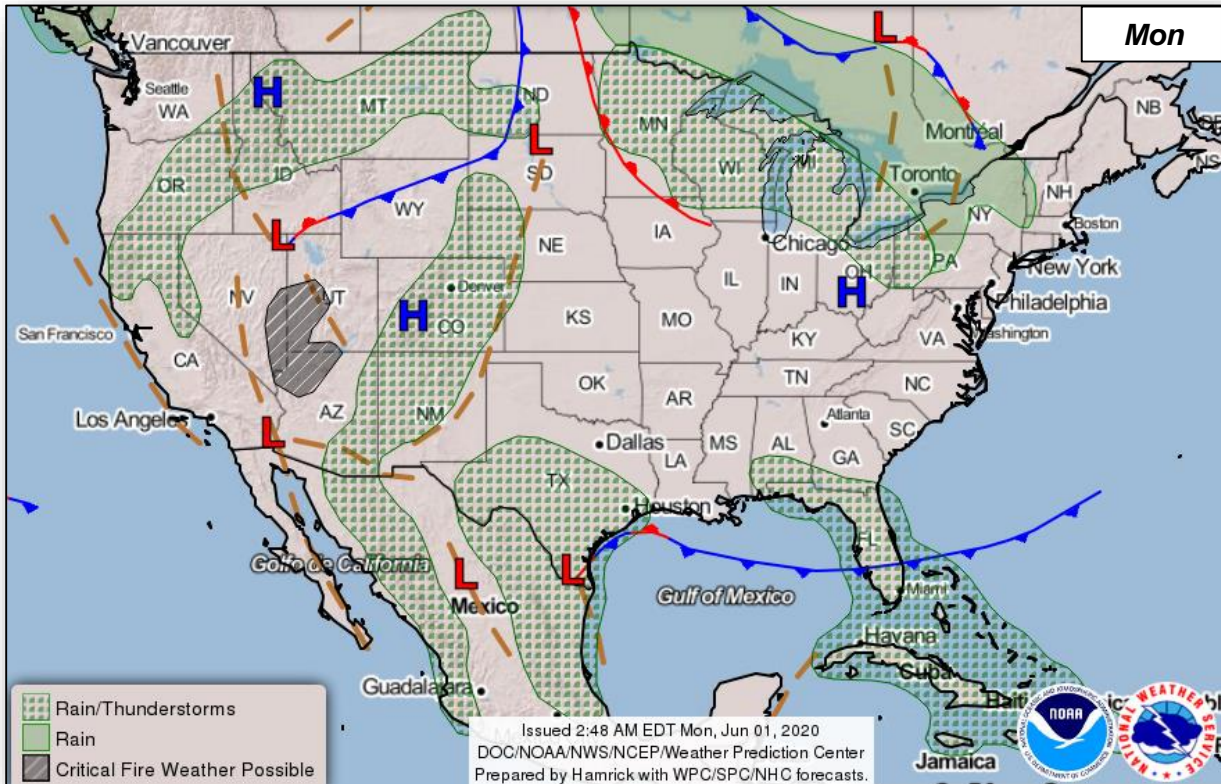
- NRCC Level I; Region IX RRCC Level I; Region III and VIII RRCCs at Level III; Region VII RRCC is rostered but the Region continues to support COVID-19 response from the JFO in Kansas City, MO; all remaining RRCCs at Level II
- 28 FEMA IMAT-A teams deployed (24 actual/ 4 virtual) to states/territories/tribal nations; LNOs deployed to 37 (21 actual / 16 virtual) states/territories/tribal nations
- 57 Major Disaster Declarations approved; All State / Territory EOCs activated



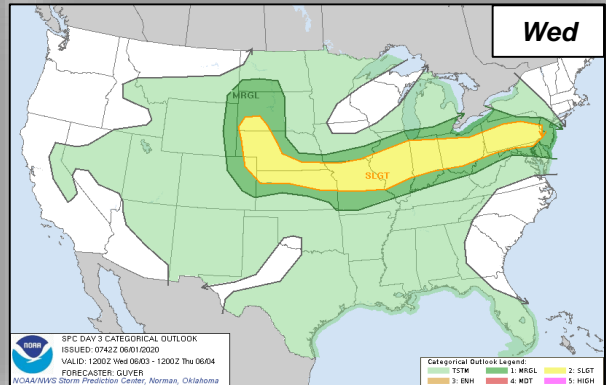
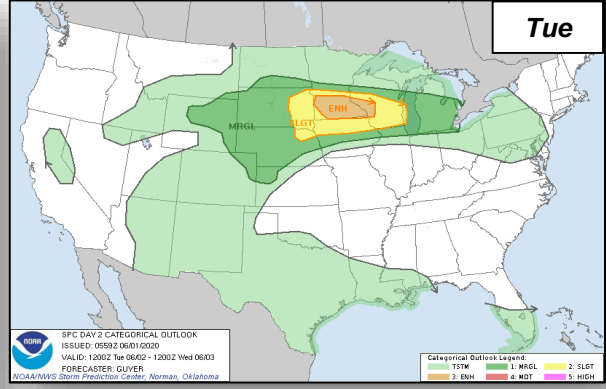
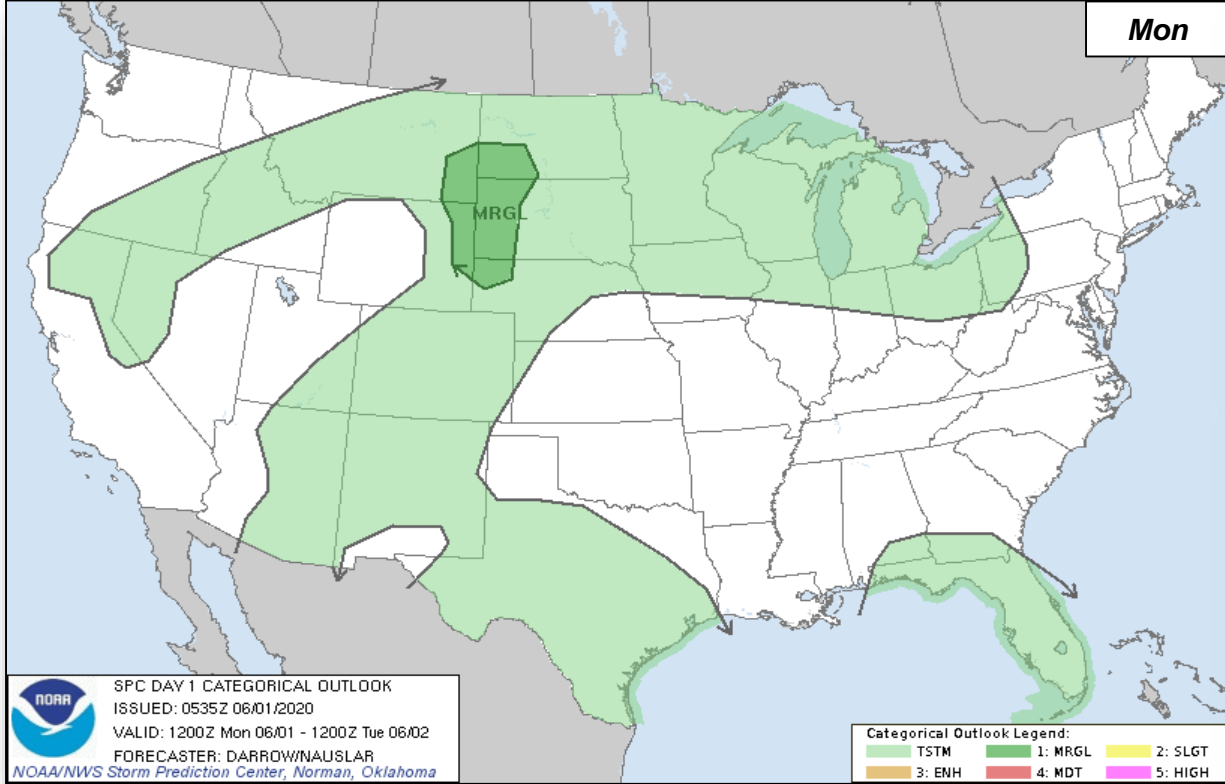
COVID-19	Confirmed	Deaths
United States	1,777,880 (+22,196)	104,139 (+648)
Worldwide	5,934,936 (+117,551)	367,166 (+4,461)

(FEMA SLB COVID-19, May 31)

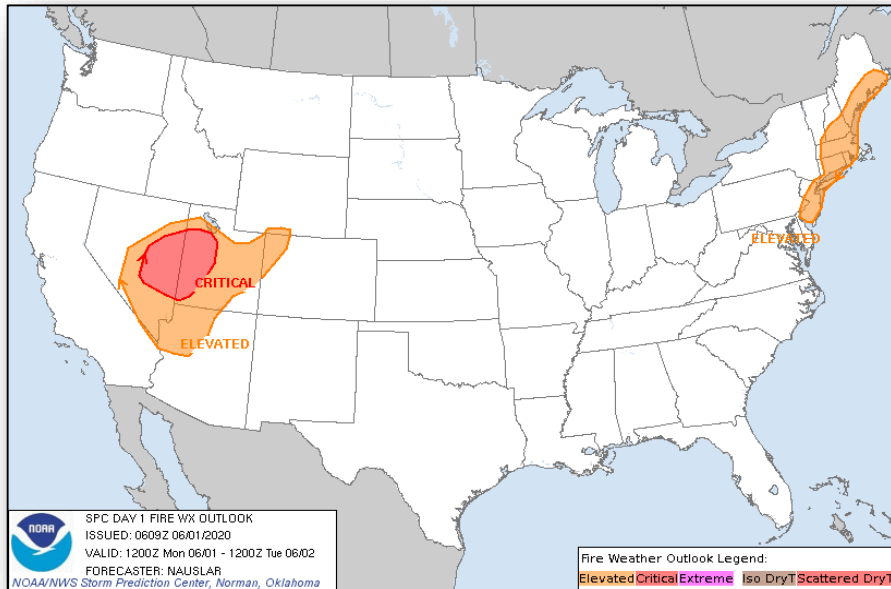
National Weather Forecast



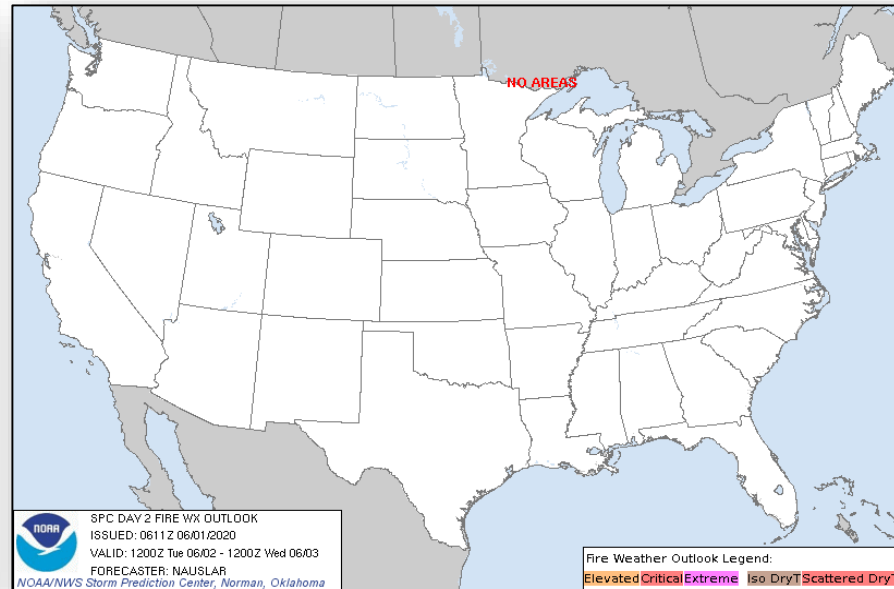
Severe Weather Outlook



Fire Weather Outlook

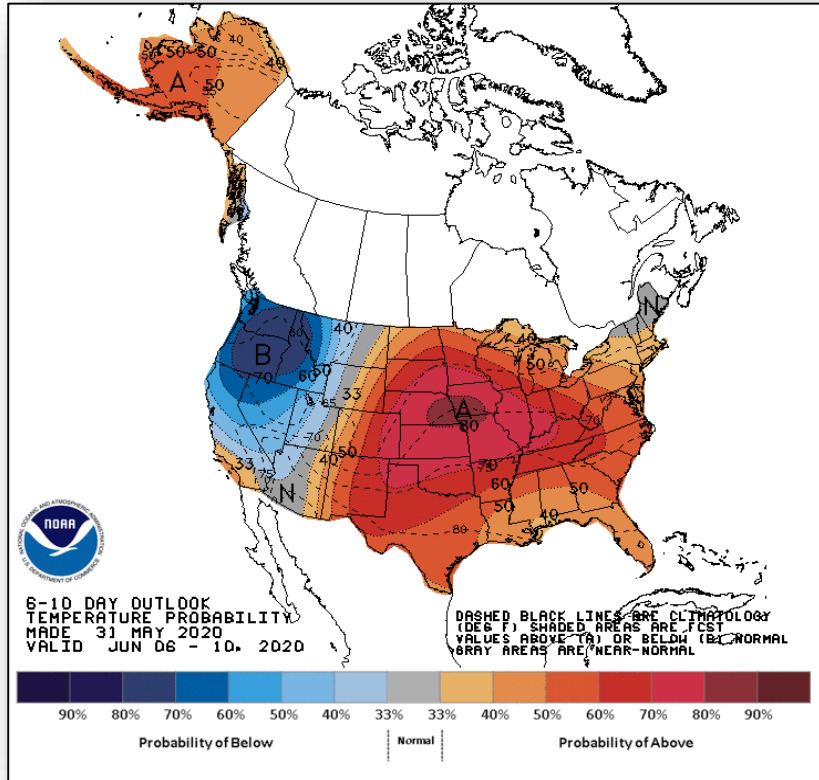


Today

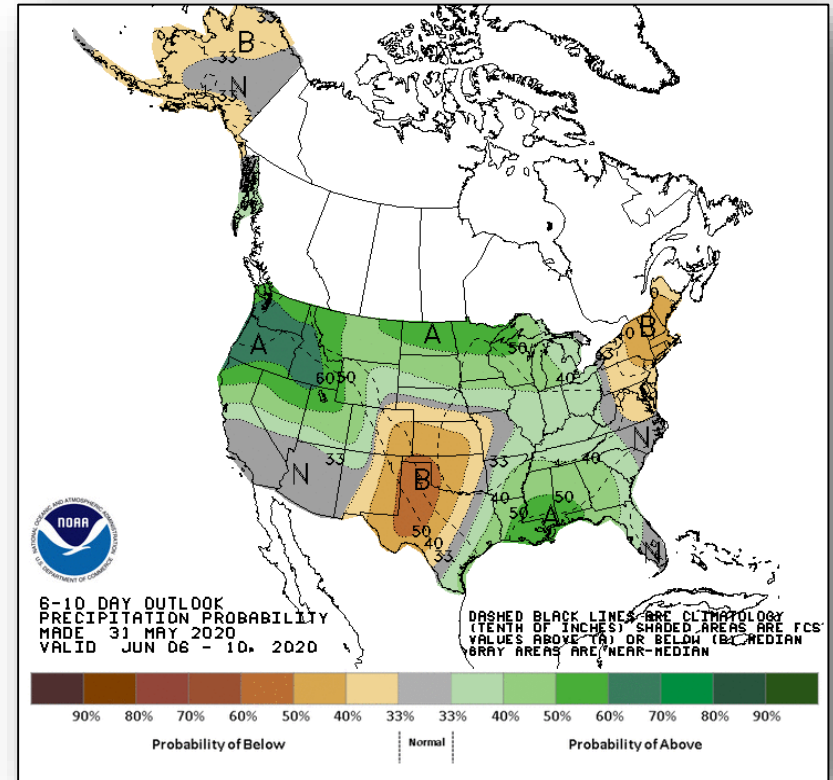


Tomorrow

Long Range Outlooks – June 6 -10



6-10 Day Temperature Probability



6-10 Day Precipitation Probability

Joint Preliminary Damage Assessments



FEMA

Region	State / Location	Event	IA/PA	Number of Counties		Start – End
				Requested	Complete	
IV	AL	Severe Storms, Strong Winds, Tornadoes, and Hail Apr 19	IA	0	0	N/A
			PA	10	0	5/15 – TBD
V	MI	Dam Breach, Severe Weather and Flooding May 16, and continuing	IA	5	0	5/26 – TBD
			PA	5	0	5/26 – TBD
VII	MO	Severe Storms May 3-4	IA	0	0	N/A
			PA	19 (+1)	17	5/14 – TBD

COVID-19 Declaration Requests in Process – 1



FEMA

State / Tribe / Territory – Incident Description	Type	IA	PA	HM	Requested
Poarch Band of Creek Indians – COVID-19 Pandemic	DR	X	X		May 15

Declaration Requests in Process – 5

State / Tribe / Territory – Incident Description	Type	IA	PA	HM	Requested
HI – Severe Storms and Flooding	DR		X	X	Apr 27
TX – Severe Storms, Straight-line Winds, and Tornadoes (Appeal)	DR		X	X	Apr 27
UT – Earthquake and Aftershocks	DR	X	X	X	May 15
ND – Flooding	DR		X	X	May 25
AL – Severe Storms, Tornadoes, Straight-line Winds and Flooding	DR		X	X	May 27

FEMA Common Operating Picture



FEMA

FEMA HQ	
NWC	NRCC
Monitoring	Level I

FEMA REGIONS	
WATCH	RRCC
Monitoring	I Level II
Monitoring	II Level II
Alt Location	III Level III
Monitoring	IV Level II
Alt Location	V Level III
Monitoring	VI Level III
Alt Location	VII Rostered
Monitoring	VIII Level III
Monitoring	IX Level I
Monitoring	X Level II

Notes:

NRCC and RRCCs activated for COVID-19
RV RWC at alternate location through June 2
RIII RWC at alternate location through June 1

GA: Flooding
 MS: Flooding
 PR: Earthquake
 TN: Tornadoes

All EOCs activated for COVID-19

Major Disasters (DR): 104
 Emergency Disasters (EM): 94

★ JFOs: 11 / VFOs: 18

📍 Staging Area

🏠 Distribution Center (DC)

🏠 Declared County (non-COVID-19 Declarations)

🔴 Fully Activated

🟡 Partially Activated

🟠 Monitoring

As of 8:00 a.m. ET June 1, 2020
 Created by FEMA NWC

Region X COVID DRs

4481-DR-WA
 VFO: Rothell, WA

4499-DR-OR
 VFO: Michael F. O'Hare

4533-DR-AK
 VFO: TBD

4534-DR-ID
 VFO: Michael F. O'Hare

4539-DR-WA
 VFO: Timothy B. Manner

4539-DR-OR
 VFO: Dolph A. Diemont

Region VIII COVID DRs

4498-DR-CO
 VFO: TBD

4508-DR-MT
 VFO: TBD

4509-DR-ND
 VFO: TBD

4525-DR-UT
 VFO: TBD

4527-DR-SD
 VFO: TBD

4535-DR-WY
 VFO: Lee K. dePalvo

Region IX COVID DRs

4482-DR-CA
 VFO: TBD

4495-DR-GU
 VFO: TBD

4510-DR-HI
 VFO: TBD

4511-DR-CNMI
 VFO: TBD

4523-DR-NV
 VFO: TBD

4524-DR-AZ
 VFO: TBD

4537-DR-AS
 VFO: Robert J. Fenton

Region VII COVID DRs

4485-DR-IA
 VFO: TBD

4496-DR-MO
 VFO: TBD

4504-DR-KS
 VFO: TBD

4521-DR-NE
 VFO: Paul Taylor

4521-DR-NE
 VFO: Kansas City, MO

RVII IMAT

Region VI COVID DRs

4447-DR-ND
 VFO: Dana C. Reynolds

4469-DR-SD
 VFO: Jon K. Huss

4461-DR-IL
 VFO: Steven W. Johnson

4461-DR-IL
 VFO: Springfield, IL

Region V COVID DRs

4489-DR-IL
 VFO: TBD

4494-DR-MI
 VFO: TBD

4507-DR-OH
 VFO: TBD

4515-DR-IN
 VFO: TBD

4520-DR-WI
 VFO: TBD

4531-DR-MN
 VFO: TBD

RV IMAT

Region IV COVID DRs

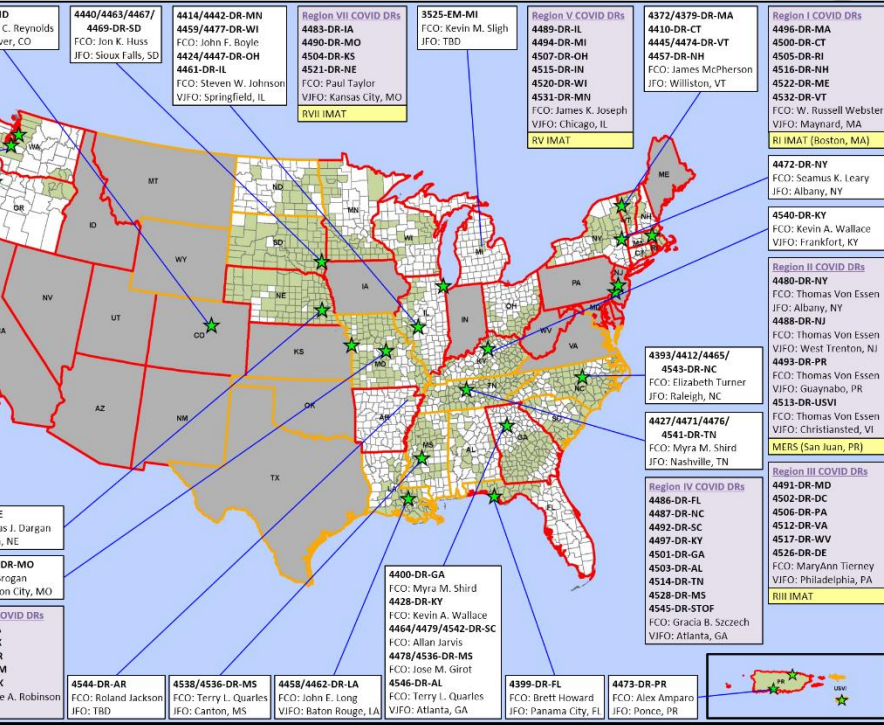
4488-DR-NY
 VFO: Seamus K. Leary

4488-DR-NY
 VFO: Albany, NY

4488-DR-NY
 VFO: Albany, NY

4488-DR-NY
 VFO: Albany, NY

4488-DR-NY
 VFO: Albany, NY



N-IMATs	
2 Teams	
Red	
Blue	
Gold	IMAT-A Support

R-IMATs	
4 - 6 Teams	
I	RRCC
II	
III	RRCC
IV-1	Virtual MS
IV-2	Virtual SC
V	RRCC
VI-1	Virtual AR
VI-2	
VII	VJFO-COVID
VIII	Reconstituting
IX-1	
IX-2	RRCC
X	RRCC

	FMC	PMC
	NMC	Deployed

Team:	US&R	MERS	FCOs	FDRCS	IM WORKFORCE
Status	>65%	>66%	≤1 Type I	= 2	
Assigned:	28	36	48	11	13,524 ▼
Unavailable:	6	0	0	0	2,444 ▲
Deployed:	0	0	39	8	5,714 ▼
Available:	22	36	9	3	5,366 / 40% ▲

IM CADRE AVAILABILITY SUMMARY	
Cadres with 25% or Less Availability	
EHP 23% (146/631); ER 16% (12/75); FL 20% (32/160); OPS 25% (73/293); PA 23% (698/3,099); PLAN 20% (85/419); SAF 11% (6/54)	



FEMA

FEMA's mission is helping people before, during, and after disasters.

Click [here](#) to subscribe to this briefing.