

The Disaster Center is dedicated to the idea that disaster mitigation is cost effective and individuals pursuing their own interest are the greatest potential force for disaster reduction.

Please consider making a small donation to the Disaster Center



When disaster mitigation is cost effective, we are on the road to bringing disasters to an end.



FEMA

Daily Operations Briefing

Monday, January 14, 2019

8:30 a.m. EST

Significant Activity – Jan 13-14



FEMA

Significant Events: None

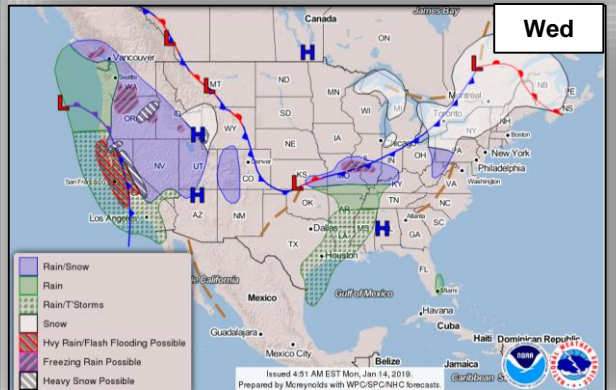
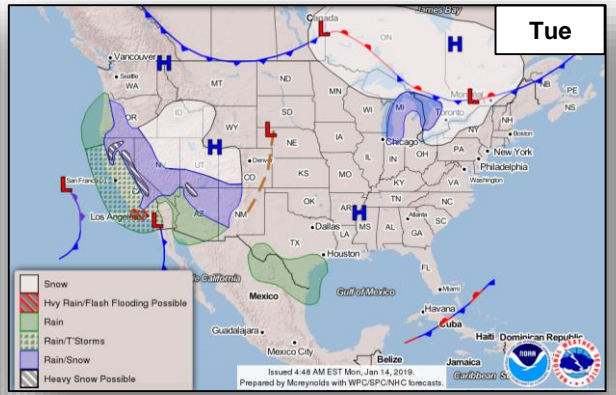
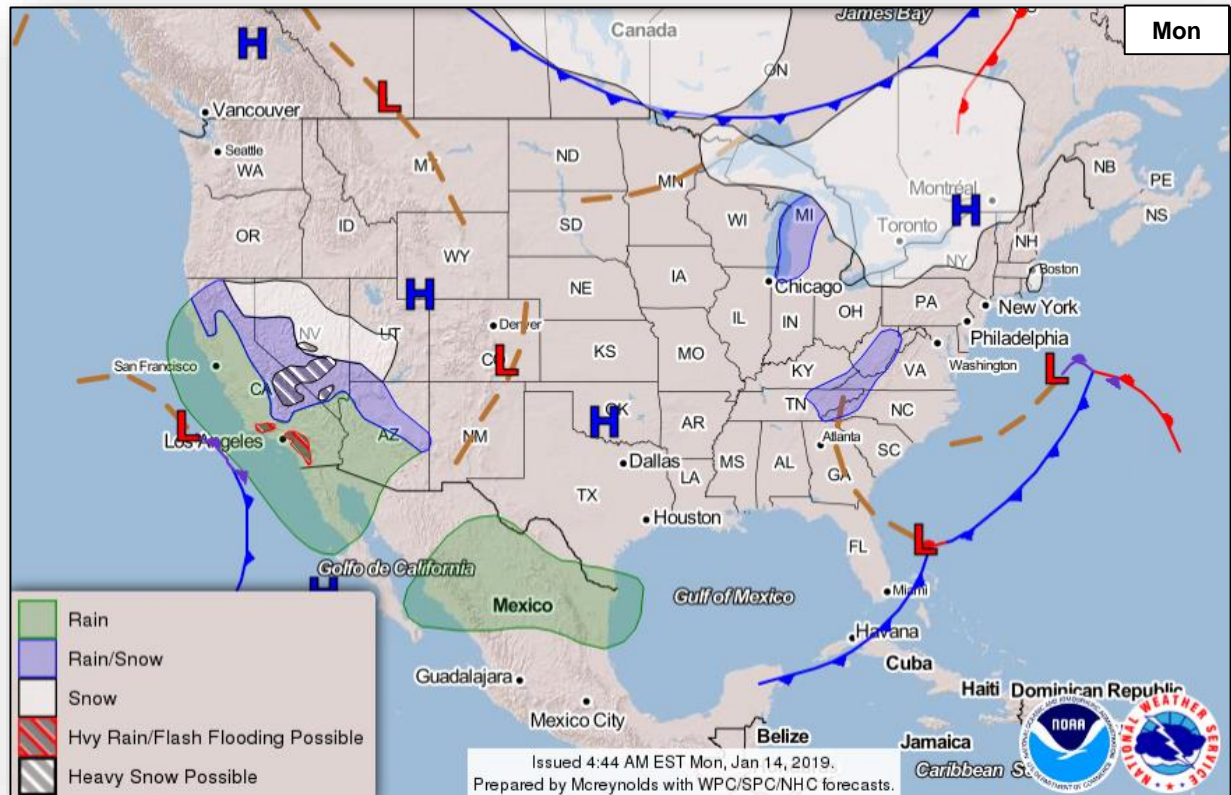
Significant Weather:

- Widespread heavy rain, localized flooding especially near recent wildfire burn scars, gusty winds, and rough surf – California
- Heavy snow exceeding a foot at the highest elevations – Sierra Nevada and Siskiyou mountains of California

Tropical Activity: Western Pacific – No activity affecting U.S. interests

Declaration Activity: None

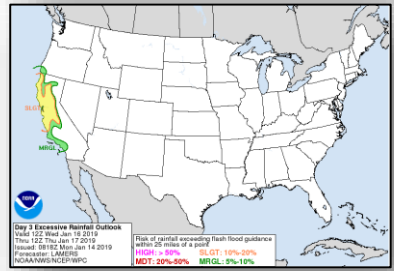
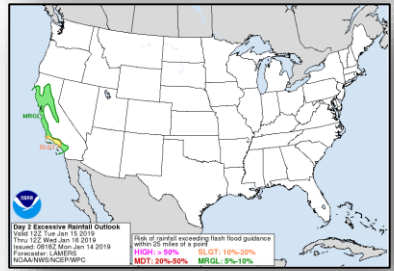
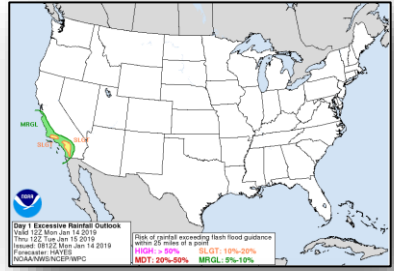
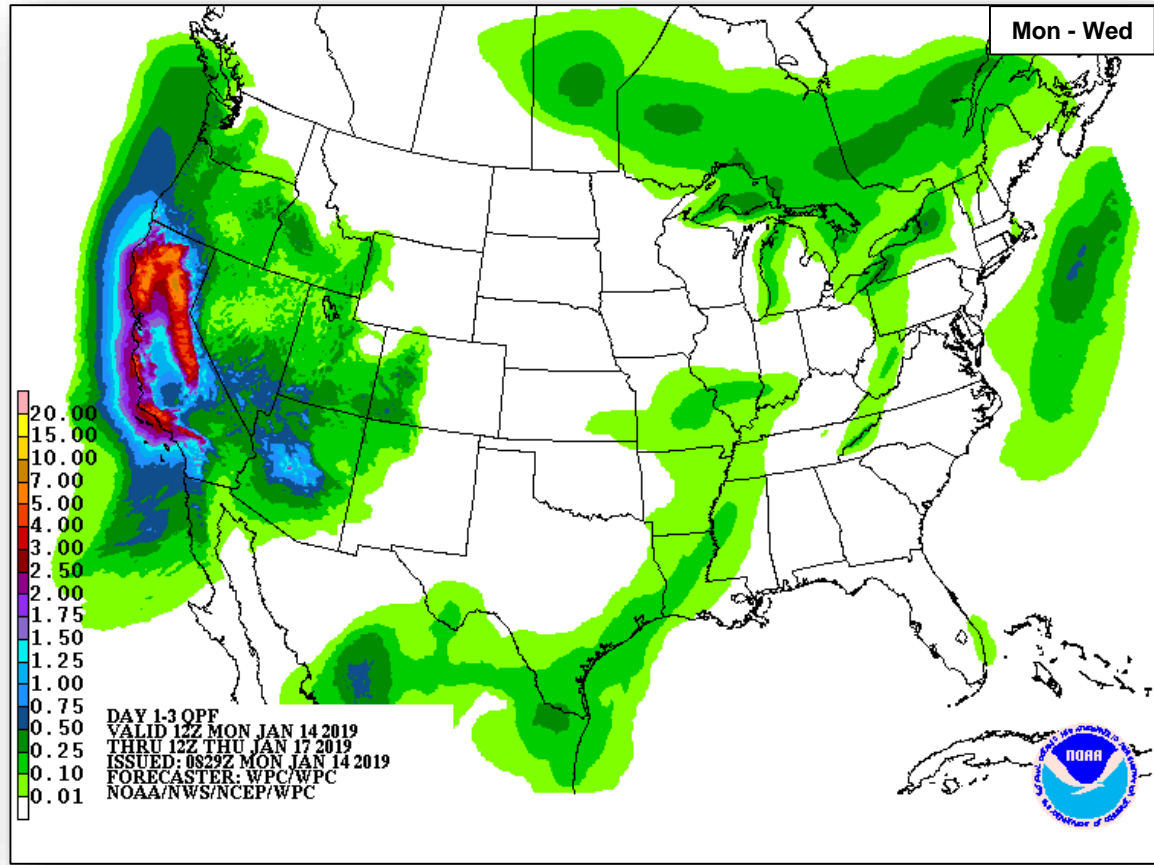
National Weather Forecast



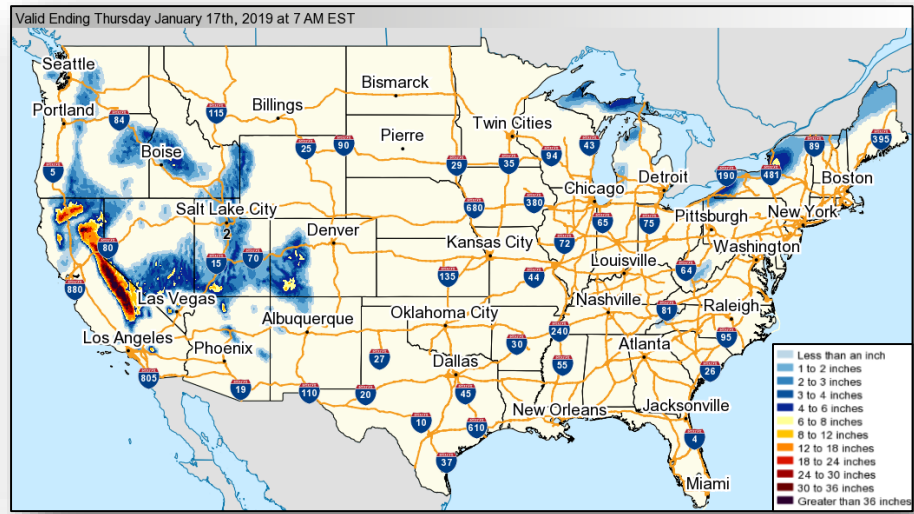
Precipitation / Excessive Rainfall Forecast



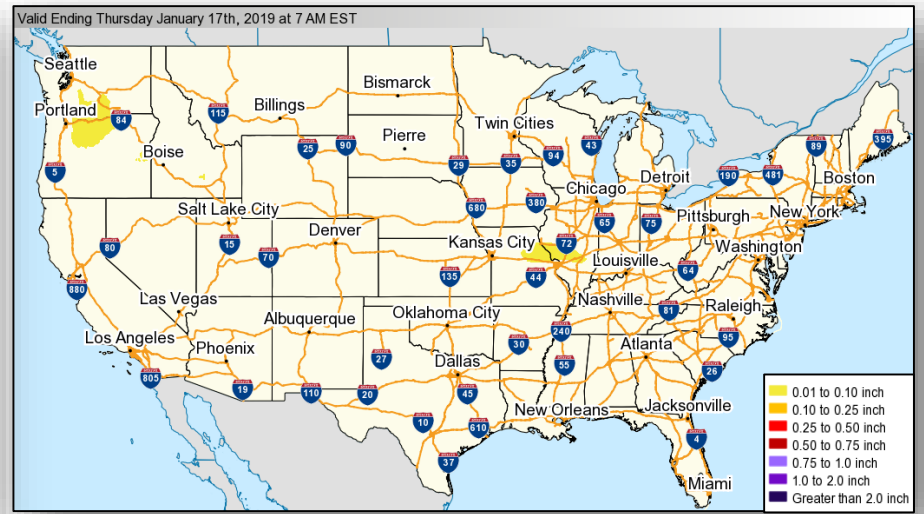
FEMA



Winter Precipitation Outlook



Forecast Snowfall

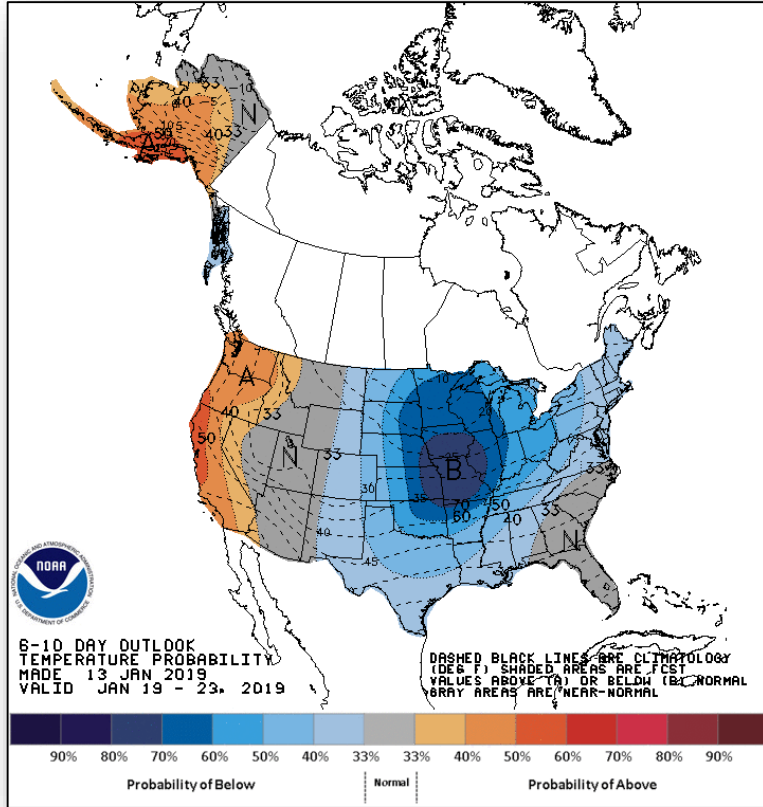


Forecast Ice Accumulation

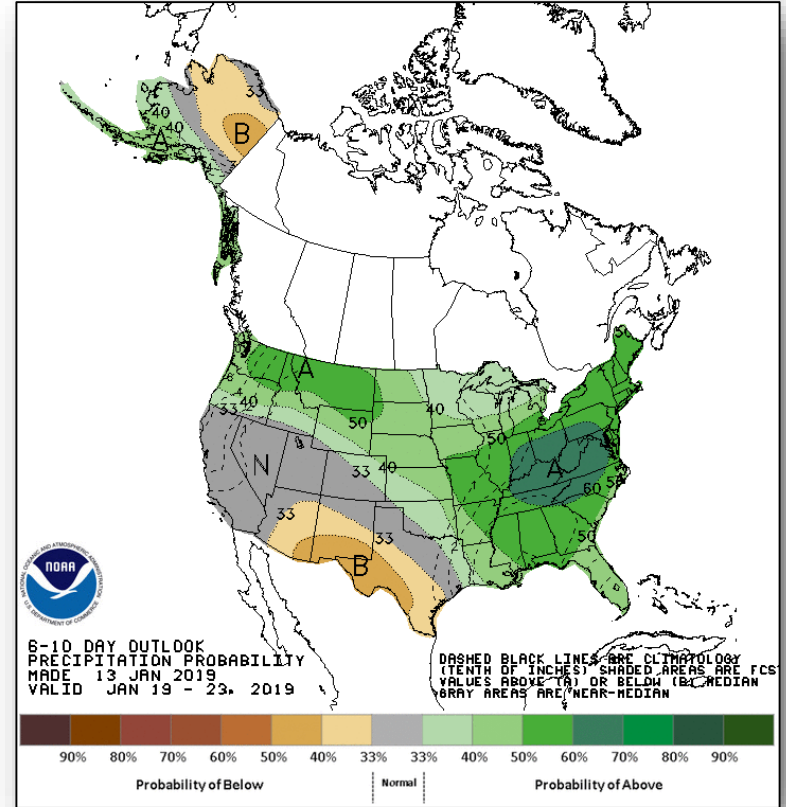
Long Range Outlooks – Jan 19-23



FEMA



6 - 10 Day Temperature Probability



6 - 10 Day Precipitation Probability

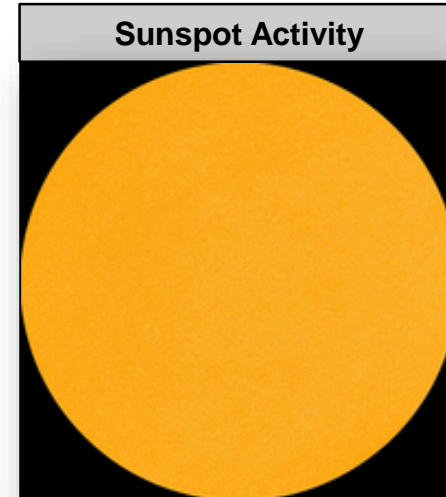

Space Weather



FEMA

| | Space Weather Activity | Geomagnetic Storms | Solar Radiation | Radio Blackouts |
|---------------|------------------------|--------------------|-----------------|-----------------|
| Past 24 Hours | None | None | None | None |
| Next 24 Hours | None | None | None | None |

For further information on NOAA Space Weather Scales refer to: <http://www.swpc.noaa.gov/noaa-scales-explanation>



Joint Preliminary Damage Assessments



FEMA

| Region | State / Location | Event | IA / PA | Number of Counties | | Start – End |
|--------|------------------|---|---------|--------------------|-----------|---------------|
| | | | | Requested | Completed | |
| VI | TX | Flooding September 10, 2018 and continuing | IA | 4 | 4 | 10/31 – 12/11 |
| | | | PA | 51 | 36 | 10/29 – TBD |

Disaster Requests & Declarations



FEMA

| Declaration Requests in Process | | | | | Requests APPROVED (since last report) | Requests DENIED (since last report) |
|--|----|----|----|-------------------|--|--|
| 5 | IA | PA | HM | Date Requested | 0 | 0 |
| LA – (Appeal) DR Flooding | | X | X | October 26, 2018 | | |
| TX – DR Severe Storms and Flooding | X | X | X | October 30, 2018 | | |
| KS – DR Severe Storms, Straight-line Winds, and Flooding | | X | X | November 14, 2018 | | |
| MN – DR Severe Storms and Flooding | | X | X | November 27, 2018 | | |
| NC – DR Tropical Storm Michael | | X | X | December 11, 2018 | | |

Readiness – Deployable Teams and Assets



FEMA

| National and Regional Resources | | Cadres with 25% or Less Availability | |
|--------------------------------------|-------------------------|--|--|
| IM Workforce | Strength: 12,678 | EHP 8% (36/452); ER 19% (8/43); FL 23% (37/164); HM 22% (230/1059); LOG 19% (242/1,292); PA 9% (192/2,058); PLAN 25% (89/362); SAF 25% (14/57); SEC 16% (19/121) | |
| | Available: 4,129 / 33% | | |
| | Other: 3,364 | | |
| | Deployed: 5,185 | | |
| N-IMATs | East: Available | | |
| | West: Deployed | | |
| Regional IMATs (4-6 Teams) | Assigned: 13 | | |
| | Available: 5 | | |
| | PMC / NMC: 5 | | |
| N-ISB Teams (0 Teams) | Team A: Deployed | | |
| | Team B: Deployed | | |
| | Team C: Deployed | | |
| US&R (>66%) | Assigned: 28 | | |
| | Available: 27 | | |
| | PMC / NMC: 1 | | |
| | Deployed: 0 | | |
| MERS (>66%) | Assigned: 36 | | |
| | Available: 36 | | |
| | PMC / NMC: 0 | | |
| | Deployed: 0 | | |
| FCO (=2 Type I) | Assigned: 30 | | |
| | Available: 4 | | |
| | PMC / NMC: 0 | | |
| | Deployed: 26 | | |
| FDRC (≥1) | Assigned: 13 | | |
| | Available: 5 | | |
| | PMC / NMC: 0 | | |
| | Deployed: 8 | | |

As of 3:00 a.m. EST Jan 14, 2019 Created by: FEMA NWC

FEMA Readiness – Activation Teams



FEMA

| Status | | Activated Team | Activation Level | Activation Times | Reason / Comments |
|-----------------------------------|--------------|----------------|------------------|------------------|-------------------|
| NWC (5 Teams) | Available | | | | |
| NRCC (2 Teams) | Available | Gold | | | |
| HLT | Available | | | | |
| RWC / MOCs (10 Regions) | Steady State | | | | |
| RRCCs (10 Regions) | Available | | | | |

Backup Regions: **VIII, IV, and II**



FEMA

FEMA's mission is helping people before, during, and after disasters.

Click [here](#) to subscribe to this briefing.