

The Disaster Center is dedicated to the idea that disaster mitigation is cost effective and individuals pursuing their own interest are the greatest potential force for disaster reduction.

Please consider making a small donation to the Disaster Center



When disaster mitigation is cost effective, we are on the road to bringing disasters to an end.



FEMA

Daily Operations Briefing

Monday, November 11, 2019

8:30 a.m. EST

National Current Operations & Monitoring



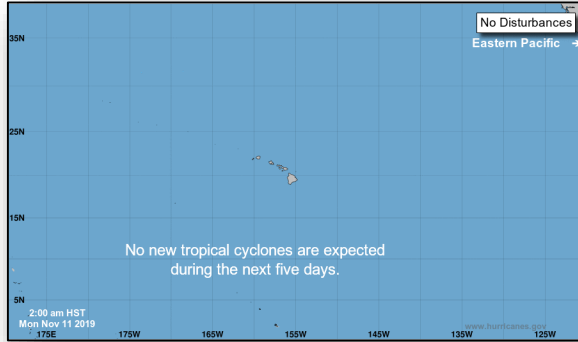
Significant Incidents or Threats: Winter weather across the eastern U.S.

Tropical Activity:

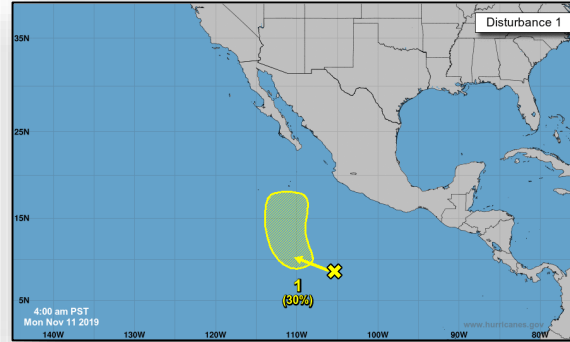
- Atlantic: No new tropical cyclones expected during the next five days
- Eastern Pacific: Disturbance 1: Low (30%)
- Central Pacific: No new tropical cyclones expected during the next five days
- Western Pacific: No activity affecting U.S. interests

Declaration Activity: None

Tropical Outlook – Five Day



Central Pacific



Eastern Pacific



Atlantic

Disturbance 1 (as of 4:00 a.m. EST)

- Several hundred miles S or SW of the southern tip of the Baja California Peninsula
- Formation chance through 48 hours: Low (near 0%)
- Formation chance through 5 days: Low (30%)

Current Disturbances & 5 Day Cyclone Formation: < 40% | 40-60% | > 60%

Tropical / Sub-Tropical Cyclone: Depression | Storm | Hurricane | Post-Tropical Cyclone / Remnants

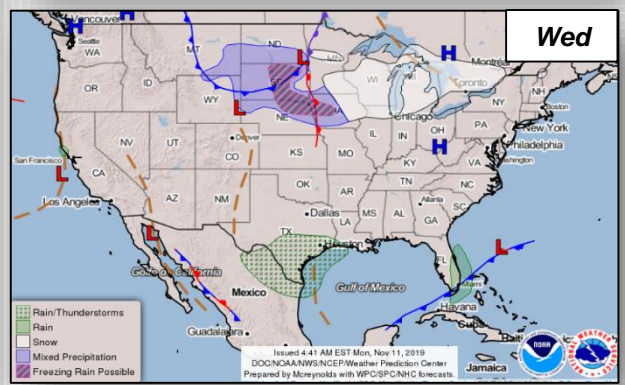
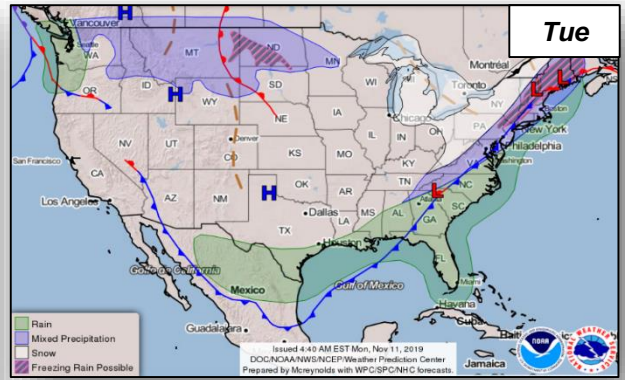
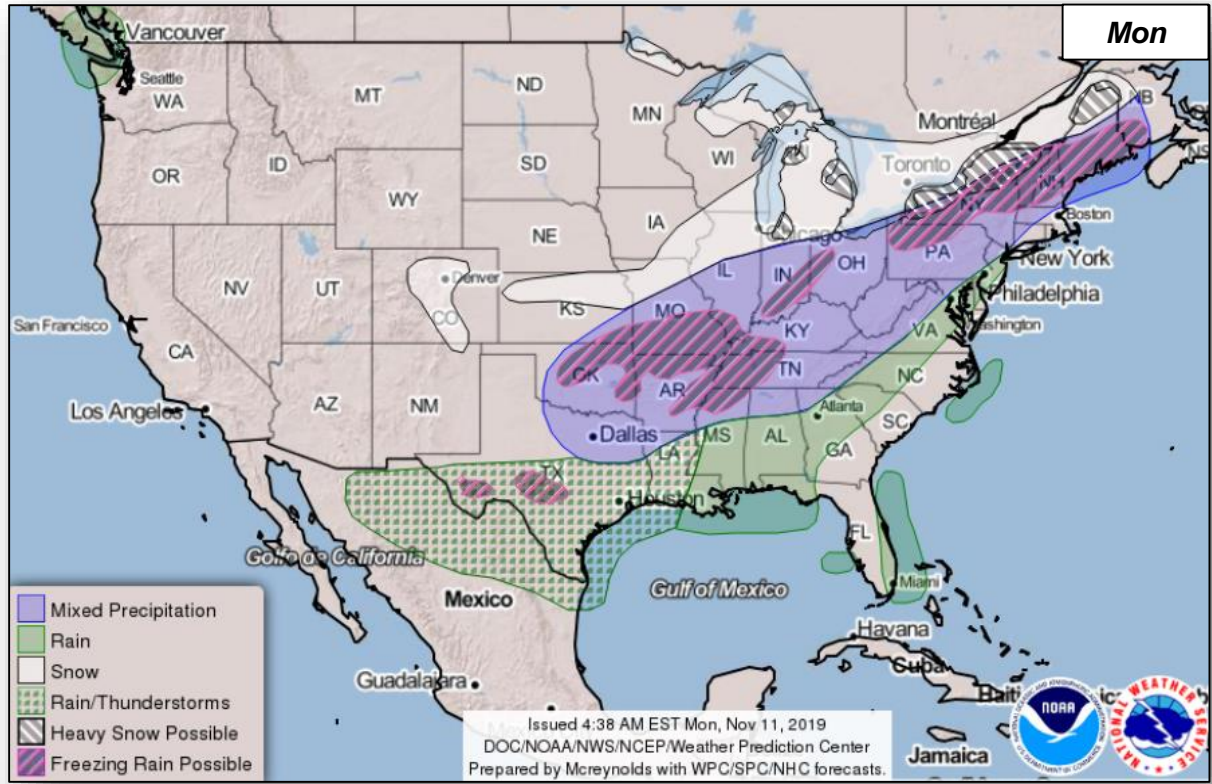
Potential track area: Day 1-3 | Day 4-5

Watches: Hurricane | Trop Stm

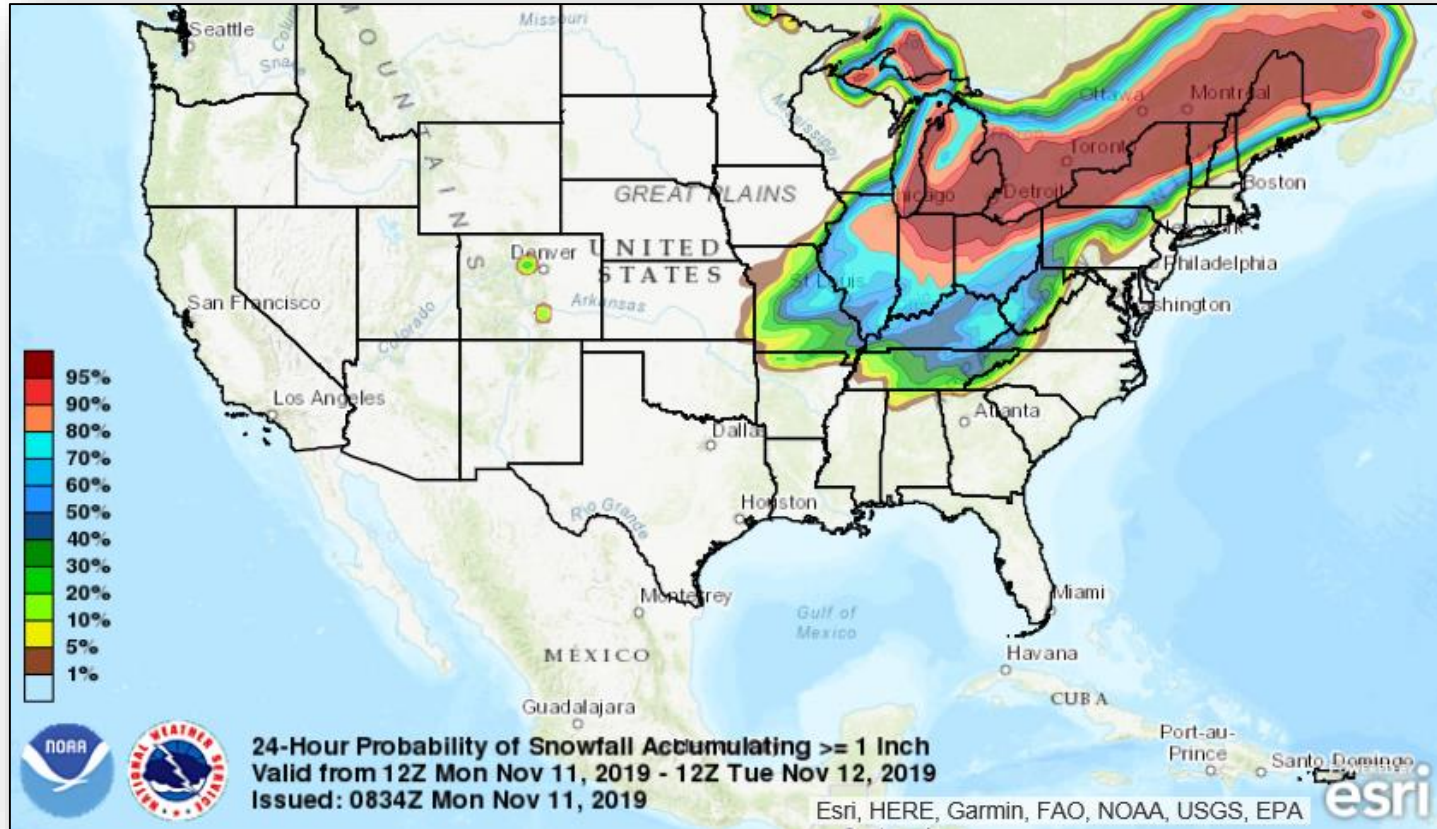
Warnings: Hurricane | Trop Stm

Current wind extent: Hurricane | Trop Stm

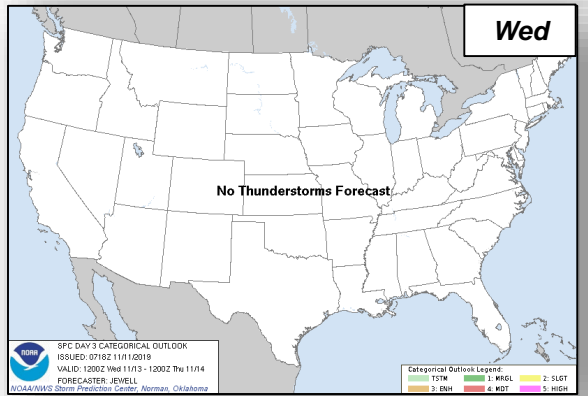
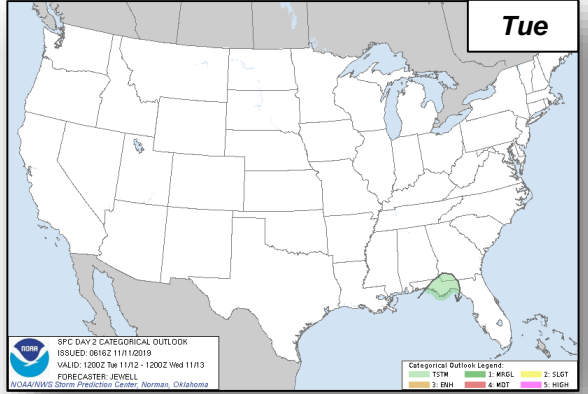
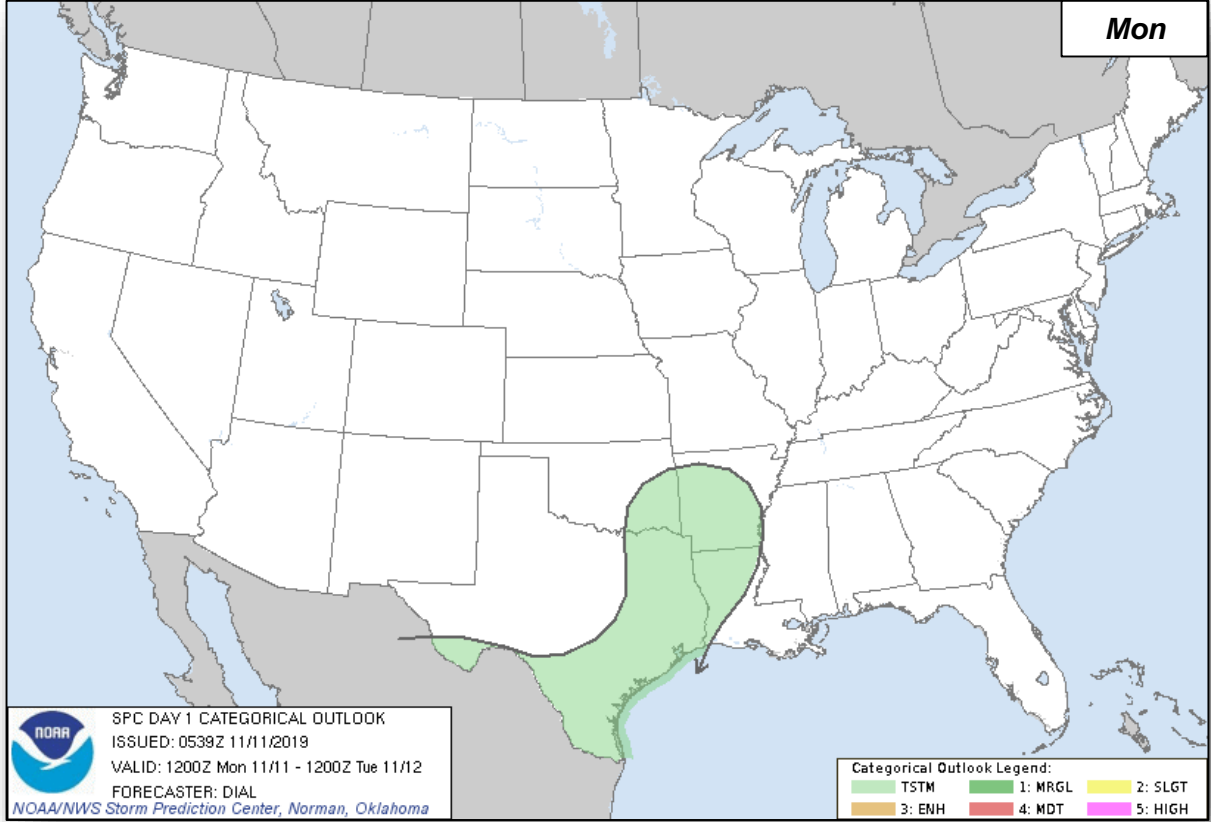
National Weather Forecast



Probability of Snowfall > 1 inch



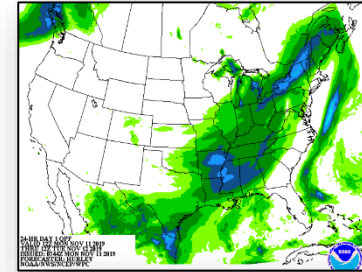
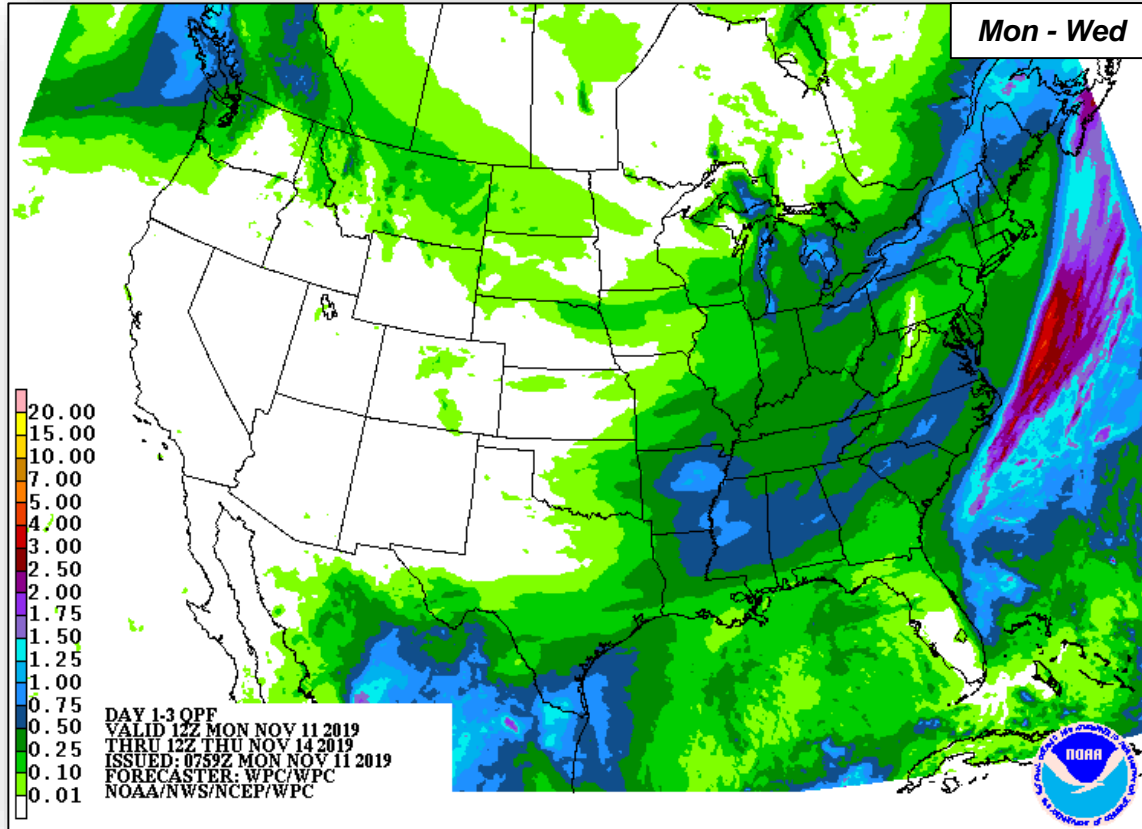
Severe Weather Outlook



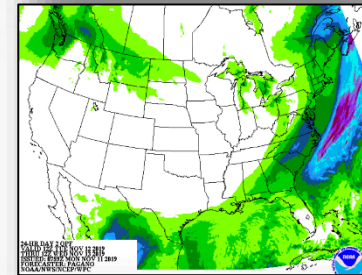
Precipitation



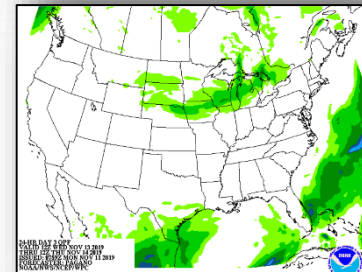
FEMA



Mon

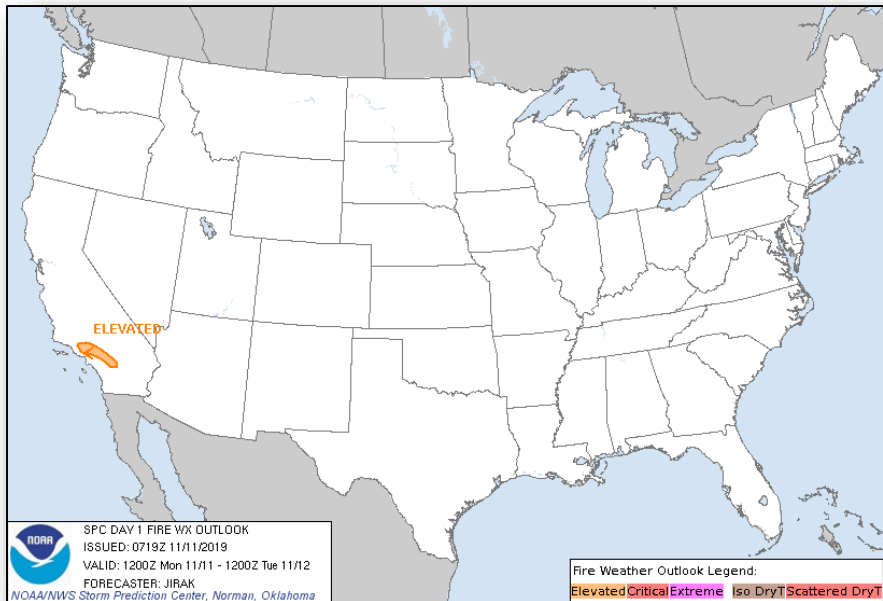


Tue

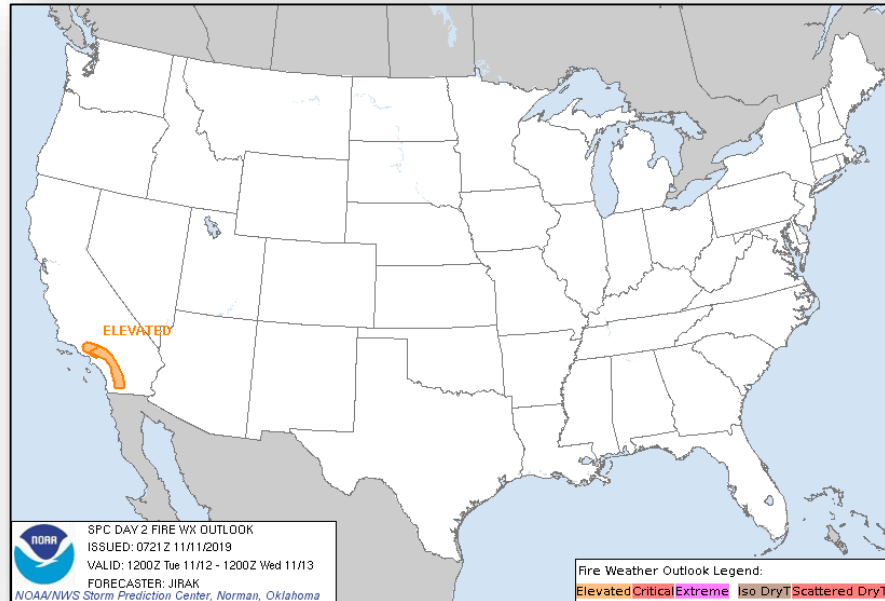


Wed

Fire Weather Outlook

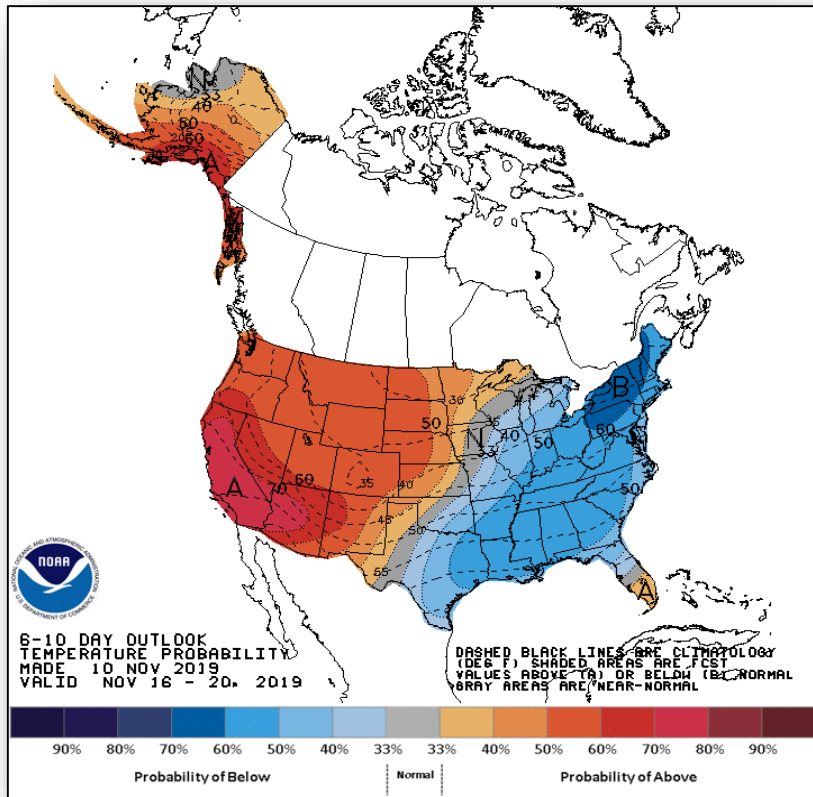


Today

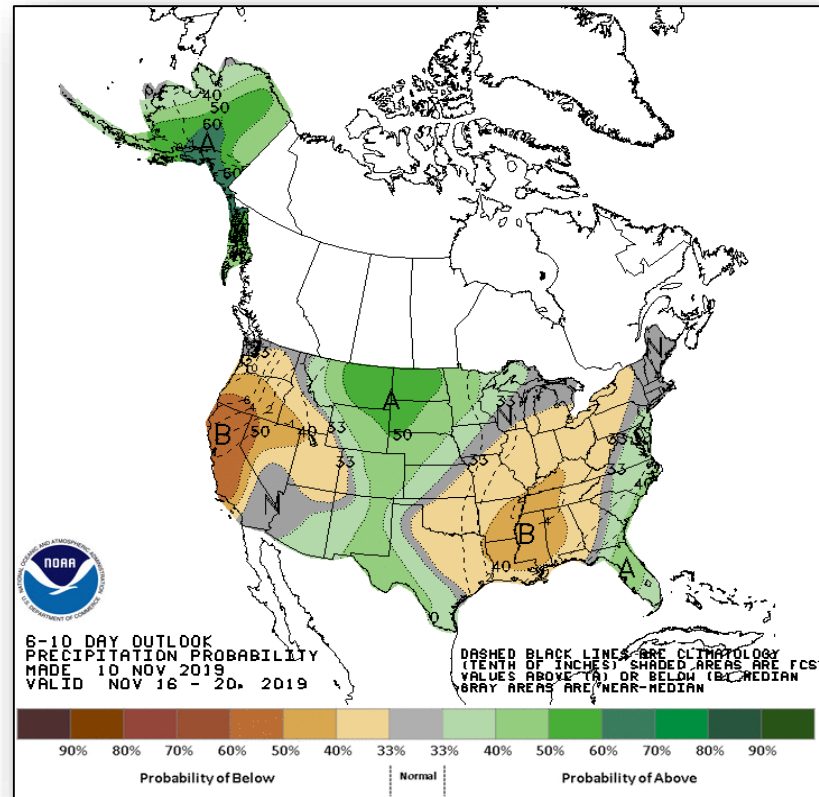


Tomorrow

Long Range Outlooks – Nov 16-20



6-10 Day Temperature Probability



6-10 Day Precipitation Probability



Space Weather



FEMA

| | Space Weather Activity | Geomagnetic Storms | Solar Radiation | Radio Blackouts |
|---------------|------------------------|--------------------|-----------------|-----------------|
| Past 24 Hours | None | None | None | None |
| Next 24 Hours | None | None | None | None |

For further information on NOAA Space Weather Scales refer to: <http://www.swpc.noaa.gov/noaa-scales-explanation>



Joint Preliminary Damage Assessments



| Region | State / Location | Event | IA/PA | Number of Counties | | Start – End |
|--------|------------------|--|-------|--------------------|-----------|-------------|
| | | | | Requested | Completed | |
| I | VT | Severe Flooding Oct 31 – Nov 1, 2019 | IA | 0 | 0 | N/A |
| | | | PA | 8 | 0 | 11/5 – TBD |
| II | NY | Heavy Rain & Strong Wind Storm Oct 31 – Nov 1 | IA | 5 | 0 | TBD – TBD |
| | | | PA | 12 | 0 | TBD – TBD |
| IV | MS | Tropical Storm Olga Oct 26, 2019 | IA | 0 | 0 | N/A |
| | | | PA | 16 | 0 | 11/12 – TBD |
| | TN | | IA | 0 | 0 | N/A |
| | | | PA | 9 | 0 | 11/13 – TBD |
| X | AK | Swan Lake Fire (Kenai Pen. Borough) Jun 5, 2019 | IA | 0 | 0 | N/A |
| | | | PA | 1 | 0 | 11/12 – TBD |

Declaration Requests in Process – 1



| State / Tribe / Territory – Incident Description | Type | IA | PA | HM | Requested |
|--|------|----|----|----|-----------|
| SD - Severe Storms, Tornadoes, and Flooding | DR | X | X | X | Oct 25 |



FEMA Common Operating Picture

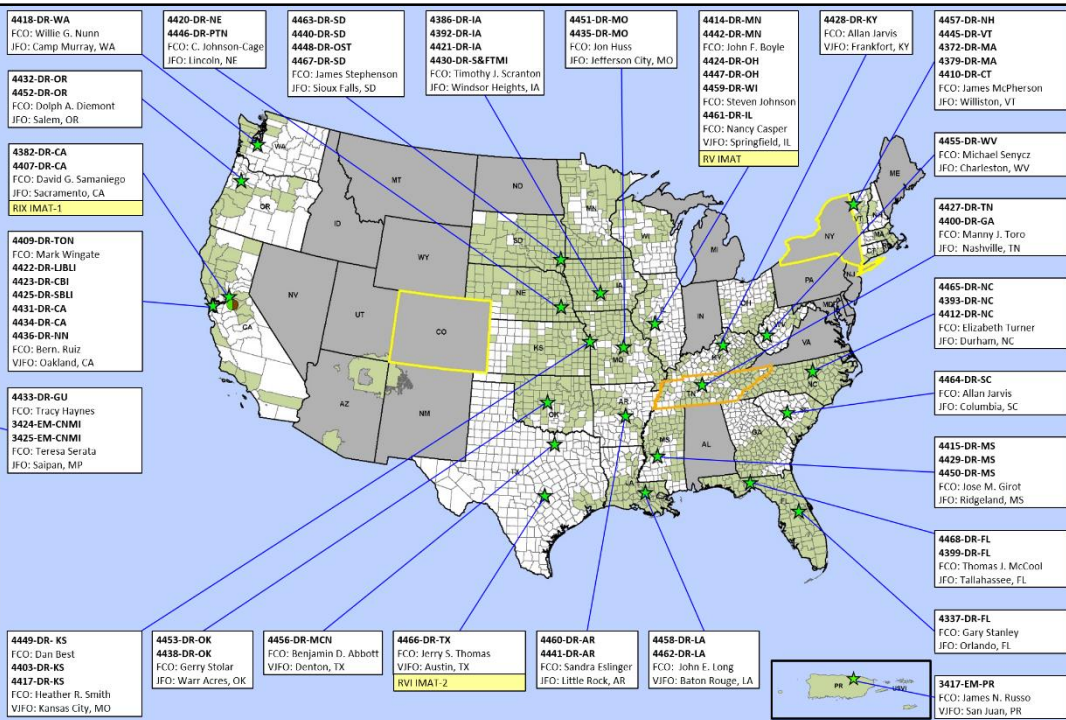
| FEMA HQ | |
|------------|-------------|
| NWC | NRCC |
| Monitoring | GOLD |

| FEMA REGIONS | | |
|--------------|------|----------|
| WATCH | | RRCC |
| Monitoring | I | Rostered |
| Monitoring | II | Rostered |
| Monitoring | III | Rostered |
| Monitoring | IV | Rostered |
| Monitoring | V | Rostered |
| Monitoring | VI | Rostered |
| Monitoring | VII | Rostered |
| Monitoring | VIII | Rostered |
| Monitoring | IX | Rostered |
| Monitoring | X | Rostered |

Notes:
 CO: Wildfires
 TN: Severe Weather
 NY: High Winds

Major Disasters (DR): 61
 Emergency Disasters (EM): 3
 ★ JFOs: 18 / VJFOs: 8
 ● Staging Area
 ■ Declared County
 □ Fully Activated
 □ Partially Activated
 □ Monitoring

As of 3:00 a.m. EST November 11, 2019
 Created by FEMA NWC



| N-IMATs | |
|---------|---------|
| 3 Teams | |
| Red | |
| Blue | |
| Gold | RV IMAT |

| R-IMATs | |
|---------|----|
| > 7 | |
| I | 2 |
| II | |
| III | |
| IV-1 | |
| IV-2 | |
| V | IL |
| VI-1 | TX |
| VI-2 | |
| VII | 1 |
| VIII | 3 |
| IX-1 | CA |
| IX-2 | |
| X | |

| | |
|-----|----------|
| FMC | PMC |
| NMC | Deployed |

| Team: | US&R | MERS | FCOs | FDRCS | IM WORKFORCE |
|-------------|------|------|-----------|-------|--------------|
| Status | >66% | >66% | ≤1 Type 1 | =2 | |
| Assigned: | 28 | 35 | 41 | 12 | 13,612 |
| Unavailable | 0 | 0 | 2 | 1 | 3,851 |
| Deployed: | 0 | 1 | 33 | 9 | 5,510 |
| Available: | 28 | 36 | 6 | 2 | 4,251 / 31% |

| IM CADRE AVAILABILITY SUMMARY | |
|--|--|
| Cadres with 25% or Less Availability | |
| EHP 11% (61/573); FL 12% (19/159); IT 23% (144/615); PA 11% (291/2737); SAF 16% (9/55) | |



FEMA

FEMA's mission is helping people before, during, and after disasters.

Click [here](#) to subscribe to this briefing.