

The Disaster Center is dedicated to the idea that disaster mitigation is cost effective and individuals pursuing their own interest are the greatest potential force for disaster reduction.

Please consider making a small donation to the Disaster Center



When disaster mitigation is cost effective, we are on the road to bringing disasters to an end.



FEMA

Daily Operations Briefing

Tuesday, November 12, 2019

8:30 a.m. EST

National Current Operations & Monitoring



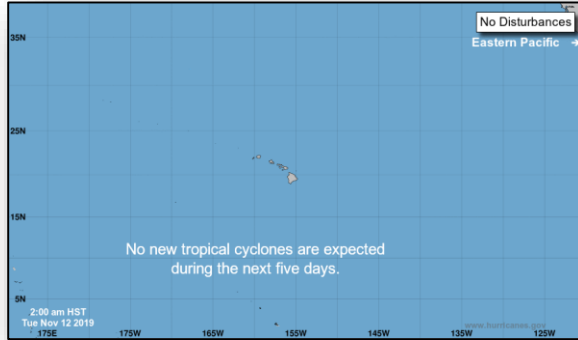
Significant Incidents or Threats: Winter weather – [Great Lakes into New England](#)

Tropical Activity:

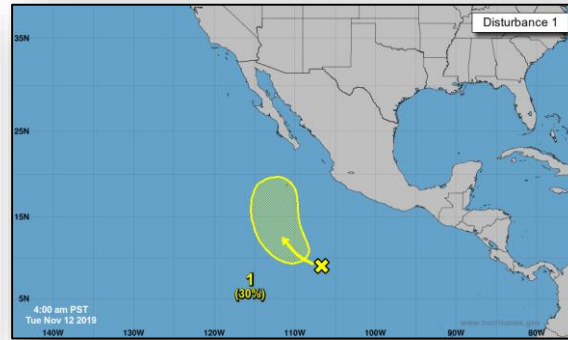
- Atlantic: No new tropical cyclones expected during the next five days
- Eastern Pacific: [Disturbance 1: Low \(30%\)](#)
- Central Pacific: No new tropical cyclones expected during the next five days
- Western Pacific: No activity affecting U.S. interests

Declaration Activity: None

Tropical Outlook – Five Day



Central Pacific



Eastern Pacific



Atlantic

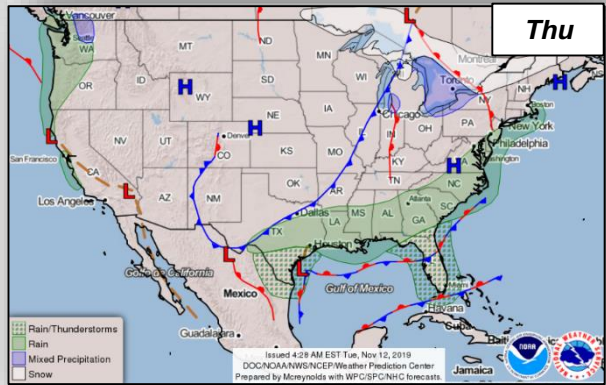
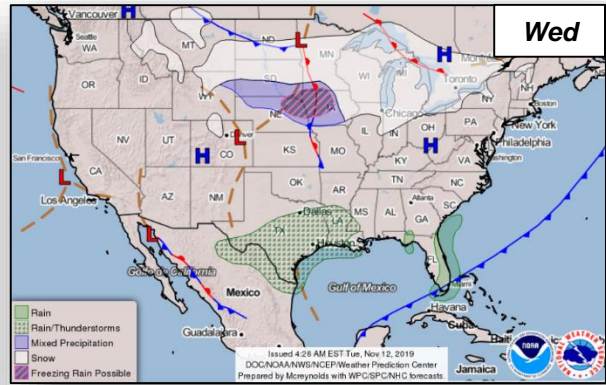
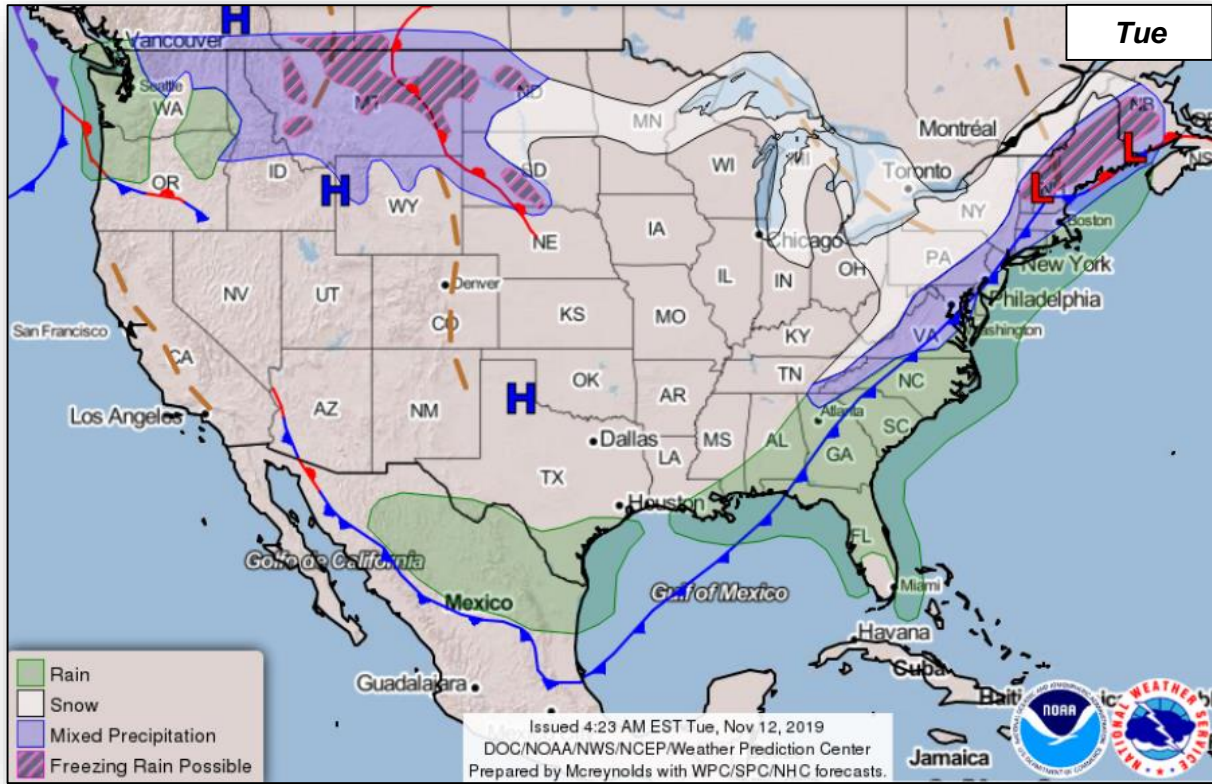
Disturbance 1 (as of 7:00 a.m. EST)

- Several hundred miles S of the southern tip of the Baja California Peninsula
- Moving slowly N or NW
- Formation chance through 48 hours: Low (near 0%)
- Formation chance through 5 days: **Low (30%)**

Current Disturbances & 5 Day Cyclone Formation: < 40% | 40-60% | > 60%
 Tropical / Sub-Tropical Cyclone: Depression | Storm | Hurricane | Post-Tropical Cyclone / Remnants

Potential track area: Day 1-3 | Day 4-5 | Watches: Hurricane | Trop Stm | Warnings: Hurricane | Trop Stm | Current wind extent: Hurricane | Trop Stm

National Weather Forecast





Space Weather



FEMA

	Space Weather Activity	Geomagnetic Storms	Solar Radiation	Radio Blackouts
Past 24 Hours	None	None	None	None
Next 24 Hours	None	None	None	None

For further information on NOAA Space Weather Scales refer to: <http://www.swpc.noaa.gov/noaa-scales-explanation>



Joint Preliminary Damage Assessments



Region	State / Location	Event	IA/PA	Number of Counties		Start – End
				Requested	Completed	
I	VT	Severe Flooding Oct 31 – Nov 1, 2019	IA	0	0	N/A
			PA	8	0	11/5 – TBD
II	NY	Heavy Rain & Strong Wind Storm Oct 31 – Nov 1	IA	5	0	TBD
			PA	18	0	TBD
IV	MS	Tropical Storm Olga Oct 26, 2019	IA	0	0	N/A
			PA	16	0	11/12 – TBD
	TN		IA	0	0	N/A
			PA	9	0	11/13 – TBD
X	AK	Swan Lake Fire (Kenai Pen. Borough) Jun 5, 2019	IA	0	0	N/A
			PA	1	0	11/12 – TBD

Declaration Requests in Process – 1

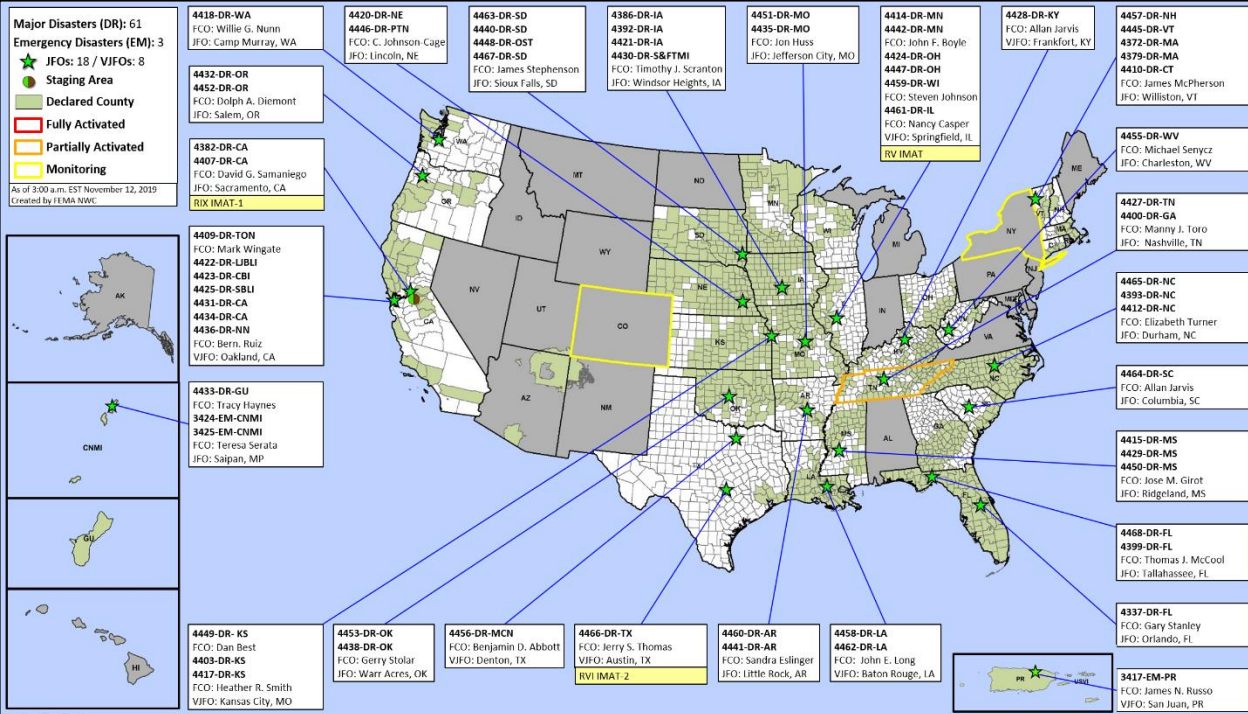


State / Tribe / Territory – Incident Description	Type	IA	PA	HM	Requested
SD - Severe Storms, Tornadoes, and Flooding	DR	X	X	X	Oct 25



FEMA Common Operating Picture

FEMA HQ							
NWC		NRCC					
Monitoring		GOLD					
FEMA REGIONS							
WATCH		RRCC					
Monitoring		I	Rostered				
Monitoring		II	Rostered				
Monitoring		III	Rostered				
Monitoring		IV	Rostered				
Monitoring		V	Rostered				
Monitoring		VI	Rostered				
Monitoring		VII	Rostered				
Monitoring		VIII	Rostered				
Monitoring		IX	Rostered				
Monitoring		X	Rostered				
Notes:							
CO: Wildfires TN: Severe Weather NY: High Winds							
Team:	US&R	MERS	FCOs	FDRCs	IM WORKFORCE	IM CADRE AVAILABILITY SUMMARY	
Status	>66%	>66%	≤1 Type 1	=2		Cadres with 25% or Less Availability	
Assigned:	28	35	41	12	13,611 ▼	EHP 11% (61/573); FL 12% (19/159); IT 23% (144/615); PA 11% (294/2737); SAF 18% (10/55)	
Unavailable	0	0	2	1	3,857 ▼		
Deployed:	0	1	33	9	5,497 ▼		
Available:	28	36	6	2	4,257 / 31% ▲		



N-IMATS	
3 Teams	
Red	
Blue	
Gold	RV IMAT
R-IMATS	
≥ 7	
I	2
II	
III	
IV-1	
IV-2	
V	IL
VI-1	TX
VI-2	1
VII	3
VIII	
IX-1	CA
IX-2	
X	
FMC	PMC
NMC	Deployed



FEMA

FEMA's mission is helping people before, during, and after disasters.

Click [here](#) to subscribe to this briefing.