

The Disaster Center is dedicated to the idea that disaster mitigation is cost effective and individuals pursuing their own interest are the greatest potential force for disaster reduction.

Please consider making a small donation to the Disaster Center



When disaster mitigation is cost effective, we are on the road to bringing disasters to an end.



# FEMA

## **Daily Operations Briefing**

**Tuesday, November 19, 2019**

**8:30 a.m. EST**

# National Current Operations & Monitoring



## **Significant Incidents or Threats:**

- Moderate to heavy rain with flash flooding risks over the Desert Southwest

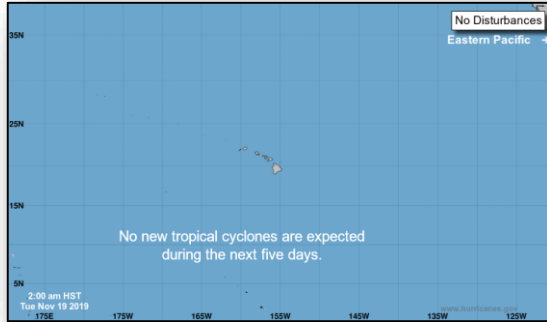
## **Tropical Activity:**

- Atlantic: Disturbance 1: High (70%)
- Eastern Pacific: No new tropical cyclones expected during the next five days
- Central Pacific: No new tropical cyclones expected during the next five days
- Western Pacific: No activity affecting U.S. interests

## **Declaration Activity:**

- Approval: Major Disaster – FEMA-DR-4469-South Dakota

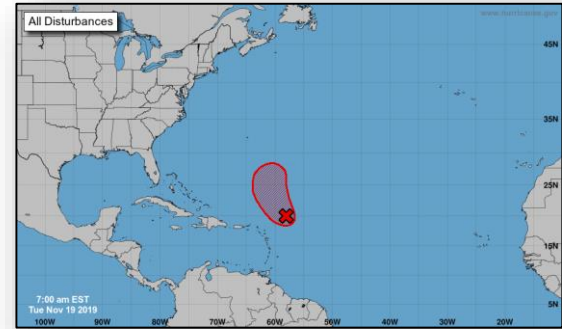
# Tropical Outlook – Five Day



**Central Pacific**



**Eastern Pacific**



**Atlantic**

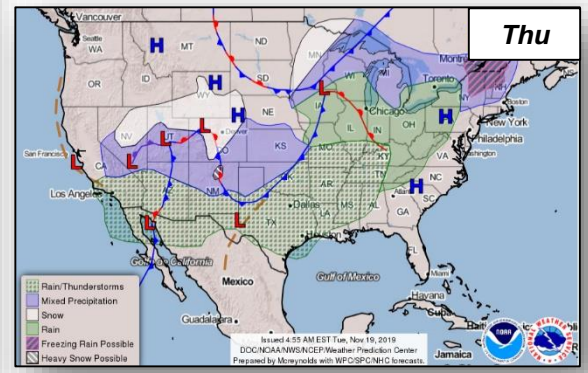
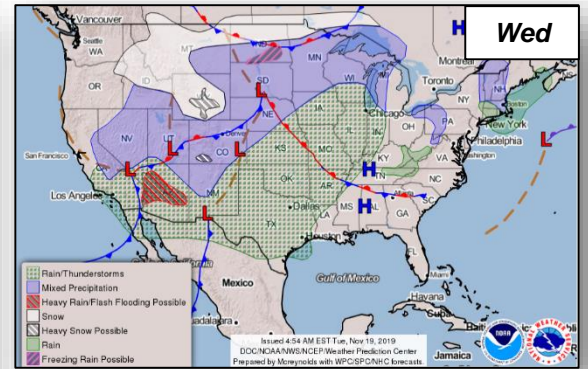
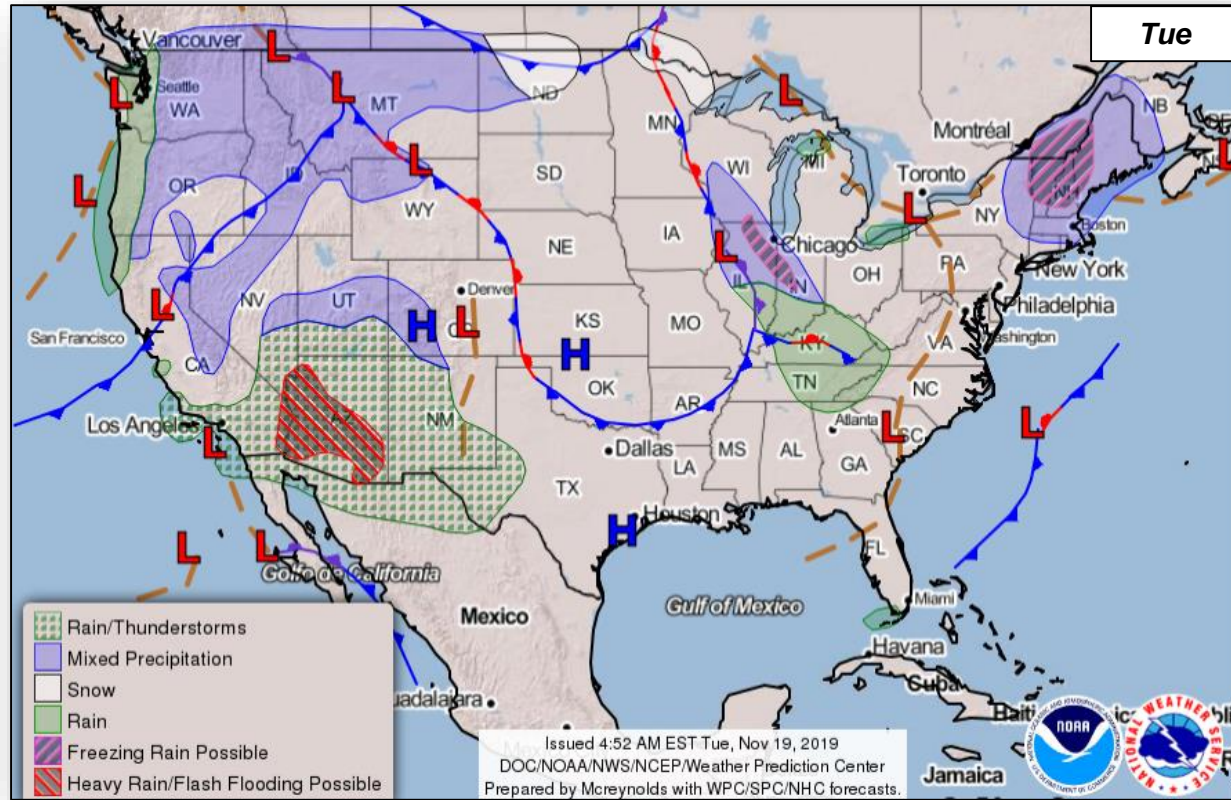
**Disturbance 1** (as of 7:00 a.m. EST)

- 200 miles ENE of the Leeward Islands
- Formation chance next 48 hour: **High (70%)**
- Formation chance next 5 days: **High (70%)**

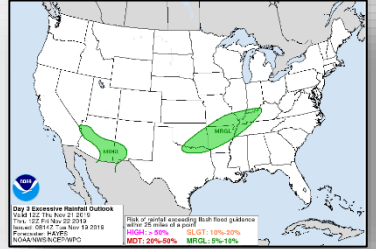
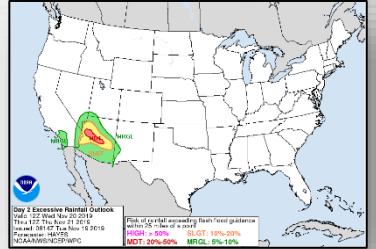
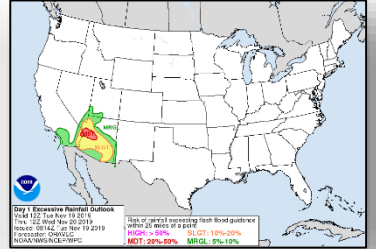
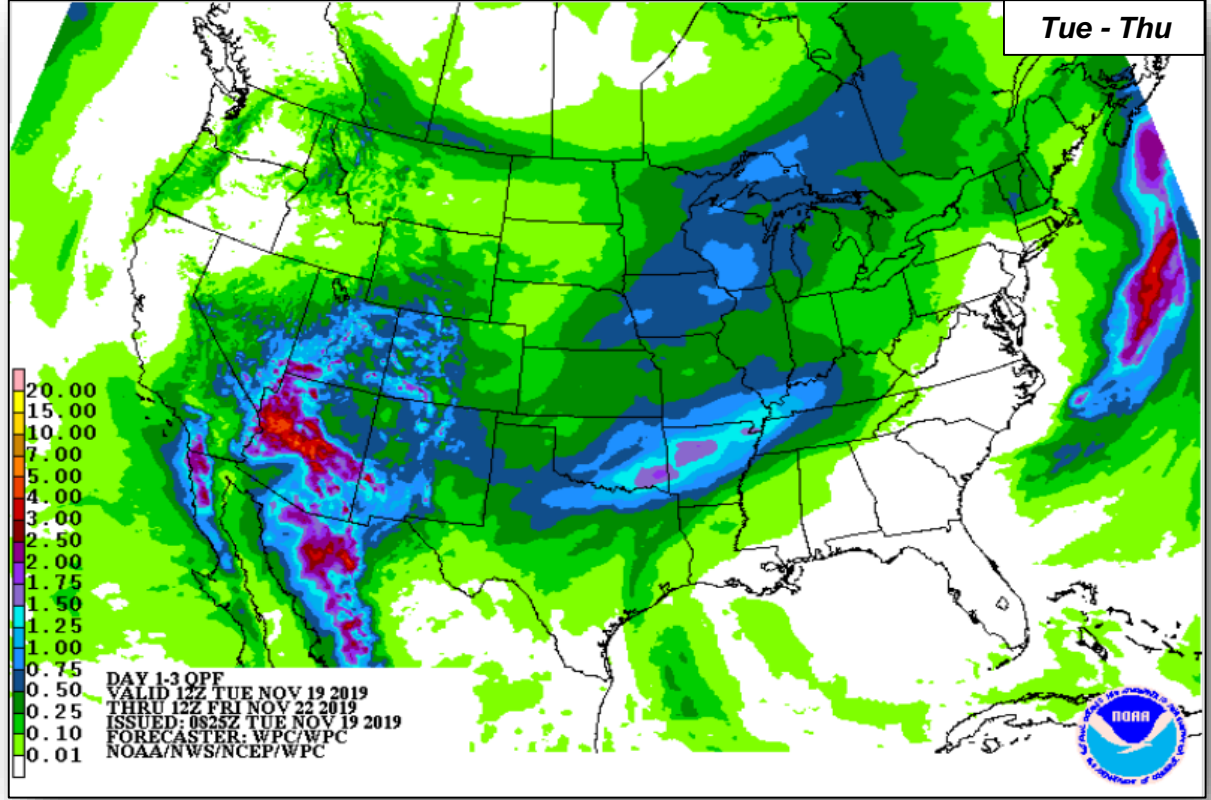
Current Disturbances & 5 Day Cyclone Formation: ✘ < 40% | ✘ 40-60% | ✘ > 60%  
 Tropical / Sub-Tropical Cyclone: ○ Depression | ● Storm | ● Hurricane | ● Post-Tropical Cyclone / Remnants

Potential track area: Day 1-3 Day 4-5  
 Watches: Hurricane Trop Stm  
 Warnings: Hurricane Trop Stm  
 Current wind extent: Hurricane Trop Stm

# National Weather Forecast



# Precipitation & Excessive Rainfall



# Joint Preliminary Damage Assessments



Region	State / Location	Event	IA/PA	Number of Counties		Start – End
				Requested	Completed	
I	VT	Severe Flooding Oct 31 – Nov 1, 2019	IA	0	0	N/A
			PA	8	0	11/5 – TBD
II	NY	Heavy Rain & Strong Wind Storm Oct 31 – Nov 1	IA	5	0	11/19 – TBD
			PA	18	0	11/15 – TBD
IV	MS	Tropical Storm Olga Oct 26, 2019	IA	0	0	N/A
			PA	16	14	11/12 – TBD
	TN		IA	0	0	N/A
			PA	10	9	11/13 – TBD

# Declaration Approved



**Declaration:** Major Disaster Declaration FEMA-4469-DR-SD for South Dakota

**Requested:** Oct 25, 2019

**Approved:** November 18


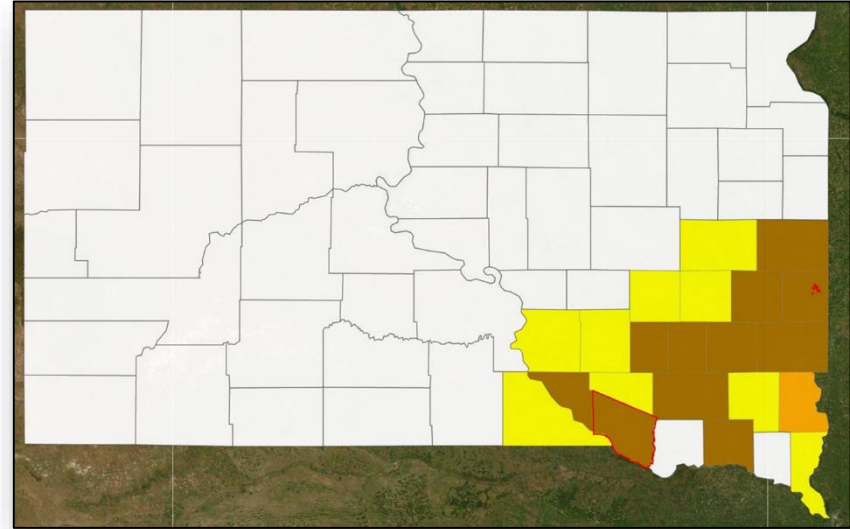
**Incident:** Severe Storms, Tornadoes, and Flooding

**Incident Period:** Sept 9 - 26, 2019

**Includes:**

- **Individual Assistance:** 11 counties and 2 tribal areas
- **Public Assistance:** 19 counties and 2 tribal areas
- **Hazard Mitigation:** Statewide

**FCO:** James R. Stephenson





# Declaration Requests in Process – 1



State / Tribe / Territory – Incident Description	Type	IA	PA	HM	Requested
SD - Severe Storms, Tornadoes, and Flooding (Sep 9-26) <a href="#">APPROVED (Nov 18)</a>	DR	X	X	X	Oct 25
SD – Severe Storms, Tornadoes, and Flooding (Aug 2-11) - Appeal	DR		X	X	Nov 5

# FEMA Common Operating Picture



FEMA HQ	
<b>NWC</b>	<b>NRCC</b>
Monitoring	GOLD

FEMA REGIONS		
WATCH		RRCC
Monitoring	I	Rostered
Monitoring	II	Rostered
Monitoring	III	Rostered
Monitoring	IV	Rostered
Monitoring	V	Rostered
Monitoring	VI	Rostered
Monitoring	VII	Rostered
Monitoring	VIII	Rostered
Monitoring	IX	Rostered
Monitoring	X	Rostered

**Notes:**

NY: Severe weather

Major Disasters (DR): 62  
 Emergency Disasters (EM): 3  
 JFOs: 18 / WFOs: 8  
 Staging Area  
 Declared County  
 Fully Activated  
 Partially Activated  
 Monitoring

As of 3:00 a.m. EST November 19, 2019  
 Created by FEMA NWC



<p>4418-DR-WA FCO: Willie E. Nunn JFO: Camp Murray, WA</p>	<p>4420-DR-NE 4446-DR-PTN FCO: C. Johnson-Cage JFO: Lincoln, NE</p>	<p>4469-DR-SD 4463-DR-SD 4440-DR-SD 4448-DR-OST 4467-DR-SD FCO: James Stephenson JFO: Sioux Falls, SD</p>	<p>4386-DR-IA 4392-DR-IA 4421-DR-IA 4430-DR-S&amp;FTMI FCO: Timothy J. Scranton JFO: Windsor Heights, IA</p>	<p>4451-DR-MO 4435-DR-MO FCO: Jon Huss JFO: Jefferson City, MO</p>	<p>4414-DR-MN 4442-DR-MN FCO: John F. Boyle 4424-DR-OH 4447-DR-OH 4459-DR-WI 4461-DR-IL FCO: Steven Johnson WFO: Springfield, IL RV IMAT</p>	<p>4428-DR-KY FCO: Allan Jarvis WFO: Frankfort, KY</p>	<p>4457-DR-NH 4445-DR-VT 4372-DR-MA 4379-DR-MA 4410-DR-CT FCO: James McPherson JFO: Williston, VT</p>			
<p>4432-DR-OR 4452-DR-OR FCO: Dolph A. Diemont JFO: Salem, OR</p>	<p>4382-DR-CA 4407-DR-CA FCO: David G. Semaniego JFO: Sacramento, CA RIX IMAT-1, IMAT-2</p>	<p>4409-DR-TON FCO: Mark Wingate 4423-DR-LIBU 4423-DR-CBI 4425-DR-SBLI 4431-DR-CA 4434-DR-CA 4436-DR-NN FCO: Bern. Ruiz WFO: Oakland, CA</p>	<p>4433-DR-GU FCO: Tracy Haynes 3424-EM-CNMI 3425-EM-CNMI FCO: Teresa Serata JFO: Saipan, MP</p>	<p>4449-DR-KS FCO: Dan Best 4403-DR-KS 4417-DR-KS FCO: Heather R. Smith WFO: Kansas City, MO</p>	<p>4453-DR-OK 4438-DR-OK FCO: Gerry Stolar JFO: Warr Acres, OK</p>	<p>4456-DR-MCN FCO: Benjamin D. Abbott WFO: Denton, TX</p>	<p>4466-DR-TX FCO: Jerry S. Thomas WFO: Austin, TX</p>	<p>4460-DR-AR 4441-DR-AR FCO: Sandra Eslinger JFO: Little Rock, AR</p>	<p>4458-DR-LA 4462-DR-LA FCO: John E. Long WFO: Baton Rouge, LA</p>	<p>3417-EM-PR FCO: Nancy Casper WFO: San Juan, PR</p>

N-IMATS	
3 Teams	
Red	
Blue	
Gold	

R-IMATS	
≥ 7	
I	
II	3
III	VA
IV-1	2
IV-2	
V	IL
VI-1	
VI-2	Reconstituting
VII	1
VIII	
IX-1	CA
IX-2	CA
X	

FMC	PMC
NMC	Deployed

Team:	US&R	MERS	FCOs	FDRCS	IM WORKFORCE
Status	>66%	>66%	≤1 Type 1	= 2	
Assigned:	28	36	40 (-1)	12	13,644 ▲
Unavailable	0	0	2	0	4,138 ▲
Deployed:	0	0	32 (-1)	10	5,373 ▲
Available:	28	36	6	2	4,133 / 30% ▼

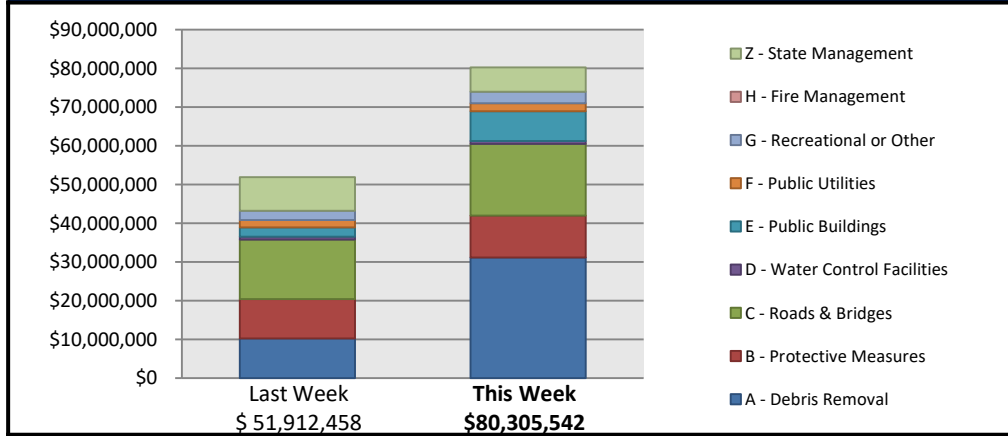
IM CADRE AVAILABILITY SUMMARY	
Cadres with 25% or Less Availability	
EHP 11% (62/573); FL 14% (23/170); FM 25% (65/265); HM 19% (230/1198); IT 20% (123/613); OPS 25% (73/289); PA 9% (237/2,671); PLAN 20% (83/407); SAF 11% (6/55); SEC 24% (32/132)	

# Public Assistance Grant Program

PA Project Worksheets Obligated in past week, as of 11/18/19 at 1500 EDT										
PA Category	Emergency Work		Permanent Work					H - Fire Management	Z - State Management	Total
	A - Debris Removal	B - Protective Measures	C - Roads & Bridges	D - Water Control Facilities	E - Public Buildings	F - Public Utilities	G - Recreational or Other			
Number Of PWs Obligated	58	98	162	10	56	34	39	0	79	536
Federal Share Obligated	\$31,145,862	\$10,840,168	\$18,495,158	\$786,669	\$7,691,230	\$2,059,979	\$2,959,089	\$0	\$6,327,387	\$80,305,542

## Public Assistance Obligated per Category

11/04/2019 through 11/18/2019

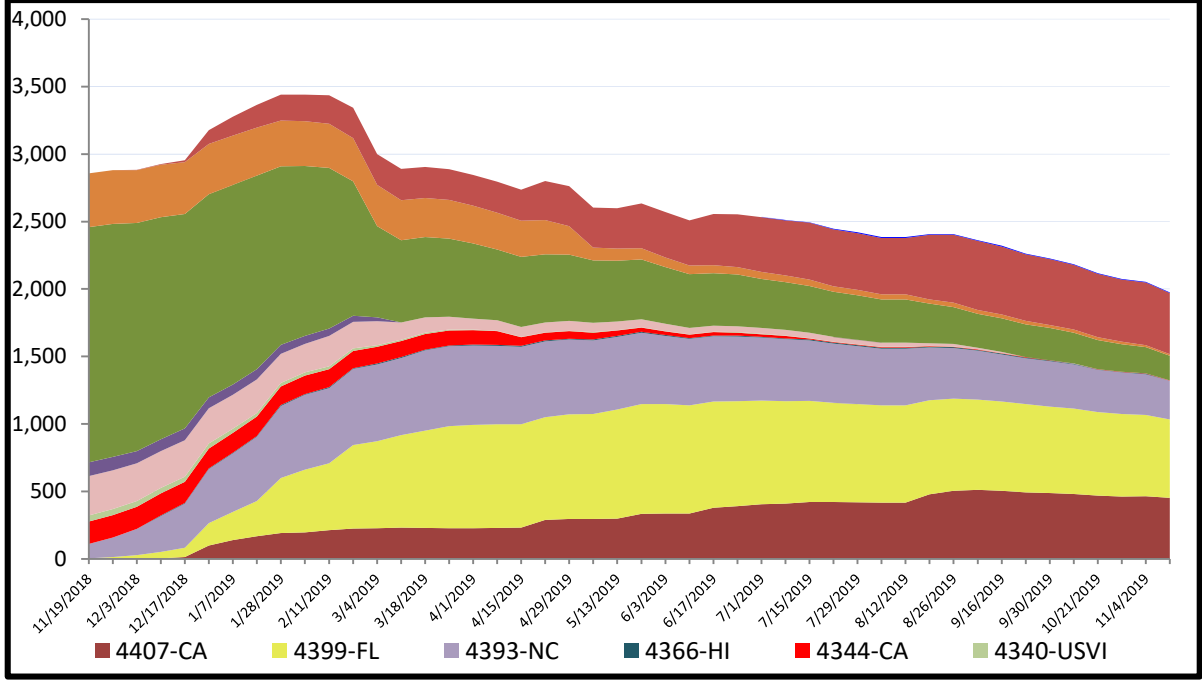


## This weeks PA Highlights

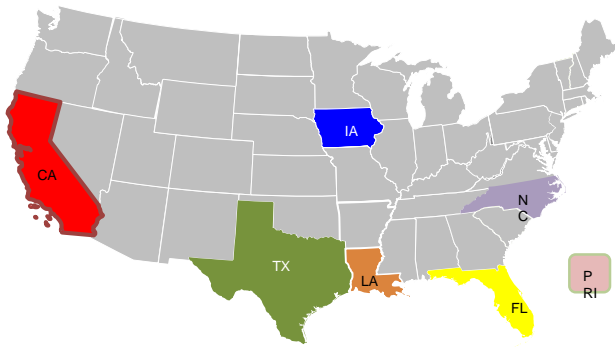
- In 4337 - FL
  - \$23 Million obligated for Category A – Debris Removal
- In 4399 - FL
  - \$4 Million obligated for Category B – Protective Measures
- In 4385 - CT
  - \$2 Million obligated for Category A – Debris Removal

# Direct Housing

**Total Households in FEMA Direct Housing per State**  
 Past Year per Week, 11/19/2018 – 11/18/2019, There are currently **1,523** Households Occupying **1,523** Temporary Units



DR	IA Declaration Date	Program End Date	Current # of Households in Direct Housing (Weekly Change)
4421-IA	3/23/2019	9/23/2020	5 (0)
4407-CA	11/12/2018	5/12/2020	453 (-12)
4399-FL	10/11/2018	4/11/2020	580 (-22)
4393-NC	9/14/2018	3/14/2020	288 (-14)
4366-HI	5/11/2018	11/11/2019	0 (-4)
4344-CA	10/10/2017	7/10/2019	1 (0)
4340-USVI	9/20/2017	9/7/2019	0 (0)
4339-PR	9/20/2017	9/20/2019	1 (0)
4332-TX	8/25/2017	8/25/2019	183 (-12)
4277-LA	8/14/2016	4/30/2019	14 (-5)



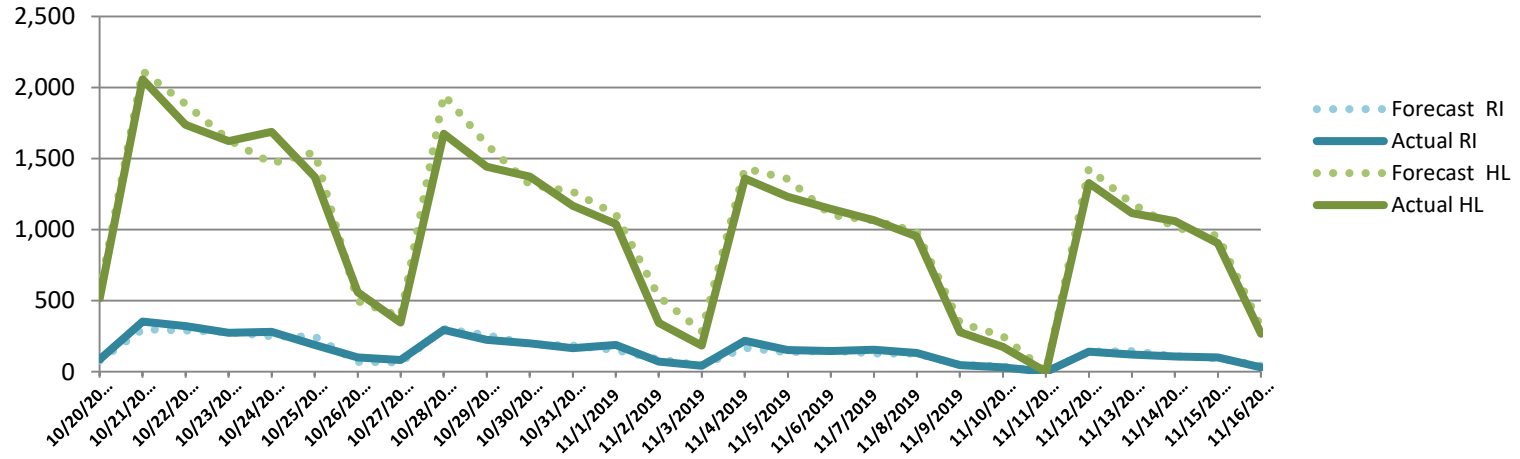
States with Currently Occupied Units

# NPSC Call Activity

NPSC Call Activity in the Past Week 11/10/2019 through 11/16/2019		
Call Type	Projected Calls	Actual Calls
Registration Intake:	568	532
Helpline:	5,150	4,852
<b>Combined:</b>	<b>5,718</b>	<b>5,384</b>

## NPSC Call Forecasting and Actual Calls Over the Past 4 Weeks

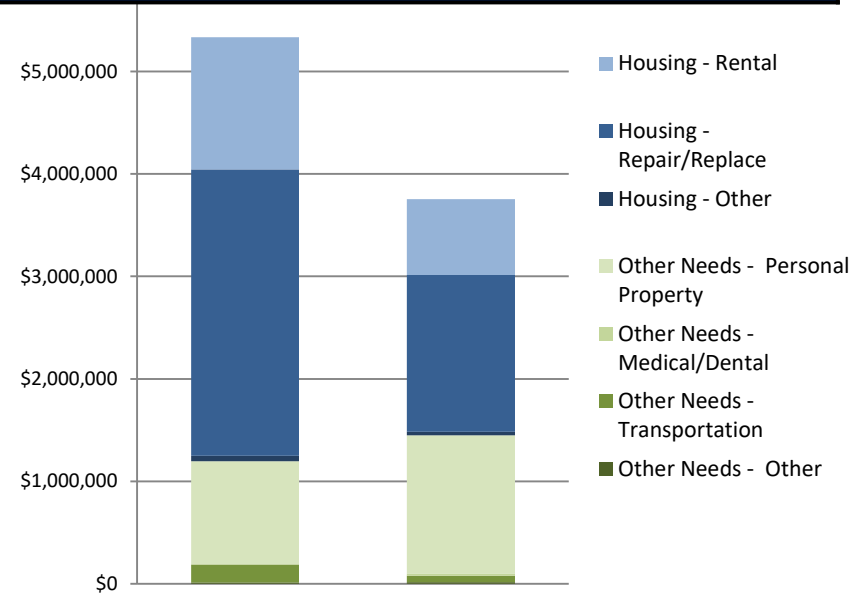
10/20/2019 through 11/16/2019



# Individual Assistance Activity

## IHP Approved per Category in the Past 2 Weeks – 11/04/2019 through 11/18/2019

		In Past 7 Days		Cumulative	
		Applicants Approved	Amount Approved	Applicants Approved	Amount Approved
Open Registration Period	4429-MS Declared	04-23-2019	End Of Reg Period	11-19-2019	
	Housing Assistance	5	\$5,340.13	235	\$1,120,180.35
	Other Needs Assistance	10	\$9,918.86	131	\$253,156.69
	<b>Total IHP</b>	<b>\$15,258.99</b>		<b>\$1,373,337.04</b>	
	<b>Average IHP</b>			<b>\$4,887</b>	
	<b>Total Max Grants</b>			<b>HA</b>	<b>ONA</b>
Open Registration Period	4466-TX Declared	10-04-2019	End Of Reg Period	12-03-2019	
	Housing Assistance	262	\$1,114,178.36	9,030	\$51,689,205.68
	Other Needs Assistance	329	\$751,261.64	3,931	\$8,992,712.58
	<b>Total IHP</b>	<b>\$1,865,440.00</b>		<b>\$60,681,918.26</b>	
	<b>Average IHP</b>			<b>\$5,885</b>	
	<b>Total Max Grants</b>			<b>HA</b>	<b>ONA</b>
Other IHP Active	18 Declarations IHP Programmatically Open - Closed Registration *				
	Housing Assistance	472	\$1,185,937.60		
	Other Needs Assistance	490	\$686,418.69		
	<b>Total IHP</b>	<b>\$1,872,356.29</b>			
	<b>Total IHP Approved in Past Week</b>	<b>\$3,753,055.28</b>			





# FEMA

**FEMA's mission is helping people before, during, and after disasters.**

*Click [here](#) to subscribe to this briefing.*