

The Disaster Center is dedicated to the idea that disaster mitigation is cost effective and individuals pursuing their own interest are the greatest potential force for disaster reduction.

Please consider making a small donation to the Disaster Center



When disaster mitigation is cost effective, we are on the road to bringing disasters to an end.



FEMA

Daily Operations Briefing

Friday, December 14, 2018

8:30 a.m. EST

Significant Activity – Dec 13-14



FEMA

Significant Events: None

Tropical Activity: Western Pacific – No activity affecting U.S. interests

Significant Weather:

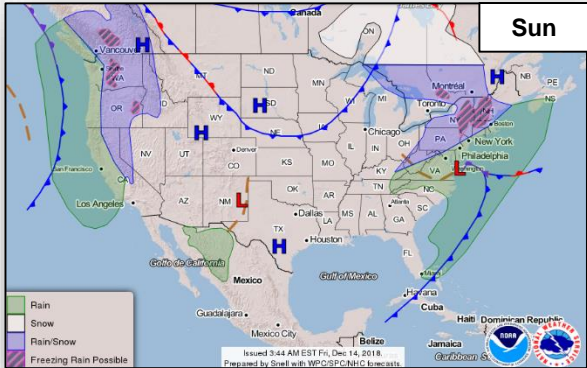
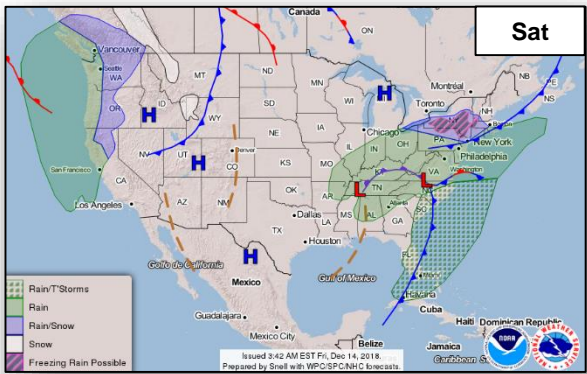
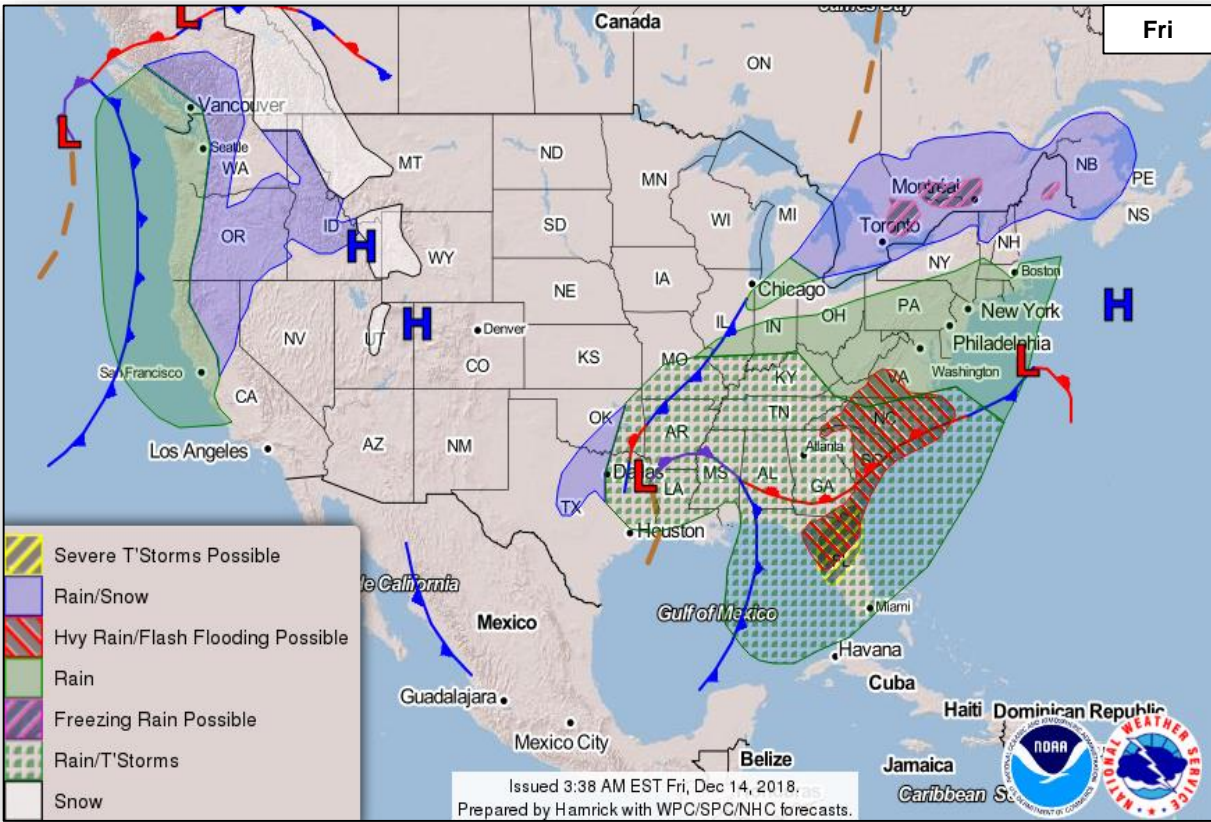
- Heavy rain & mountain snow – Pacific Northwest to the Northern Rockies
- Heavy to excessive rainfall with a risk for severe thunderstorms – central Gulf Coast
- Heavy rain & flash flooding possible – Southeast to the Mid-Atlantic
- Elevated/Critical Fire Weather & Red Flag Warnings – southern TX; Elevated Fire Weather – TX/OK Panhandles

Declaration Activity: None

National Weather Forecast



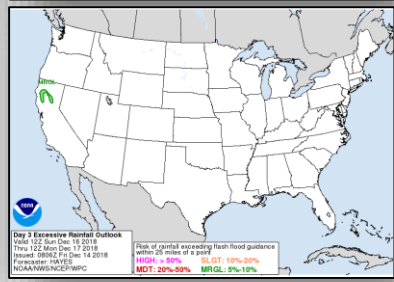
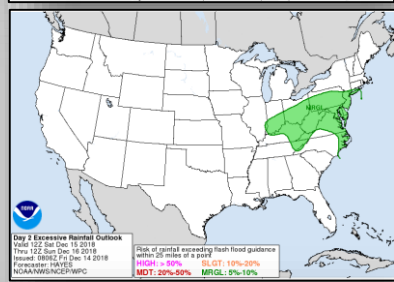
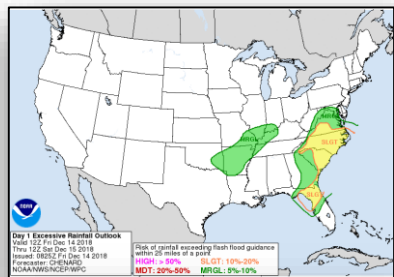
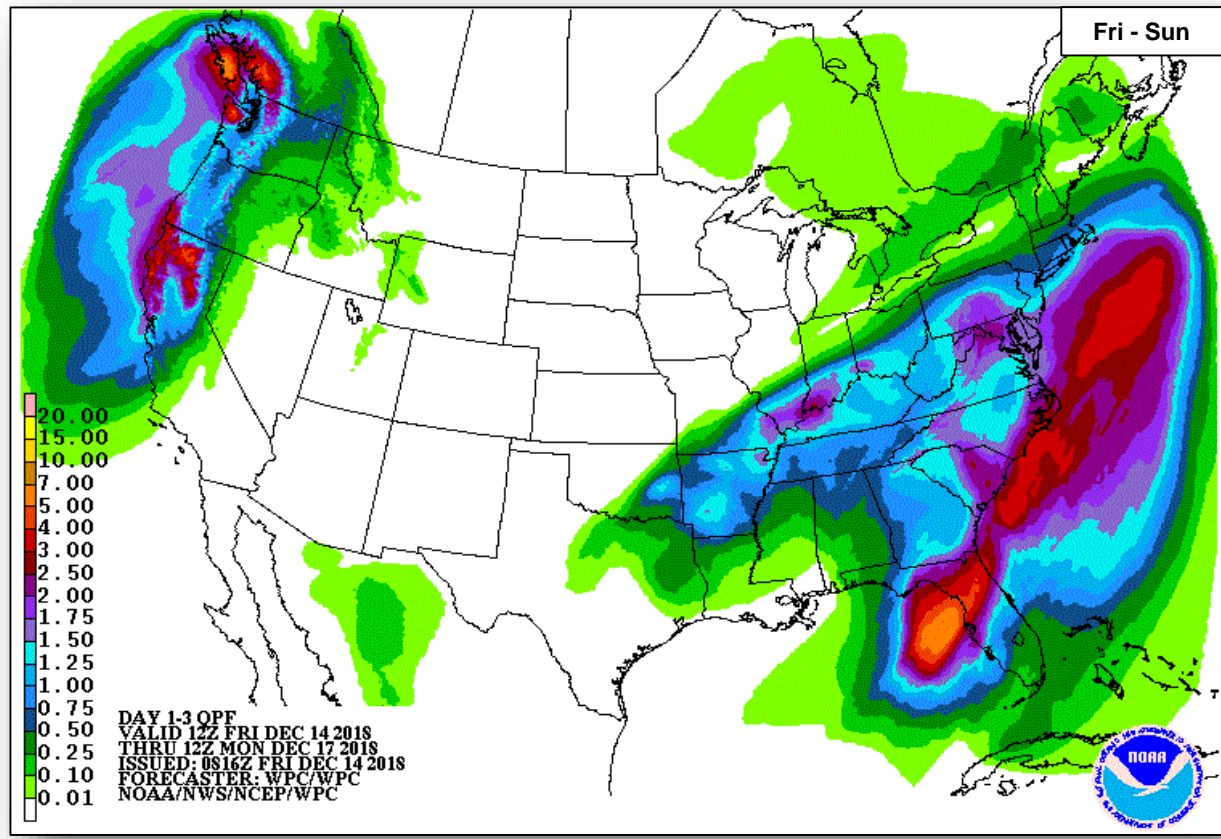
FEMA



Precipitation / Excessive Rainfall Forecast



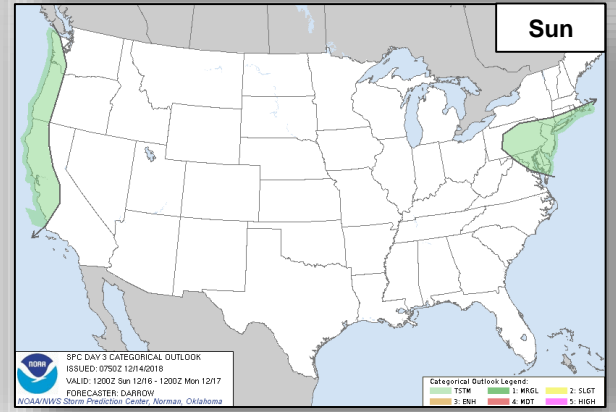
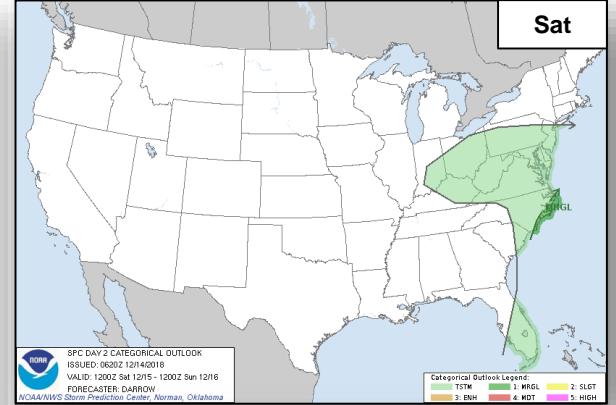
FEMA



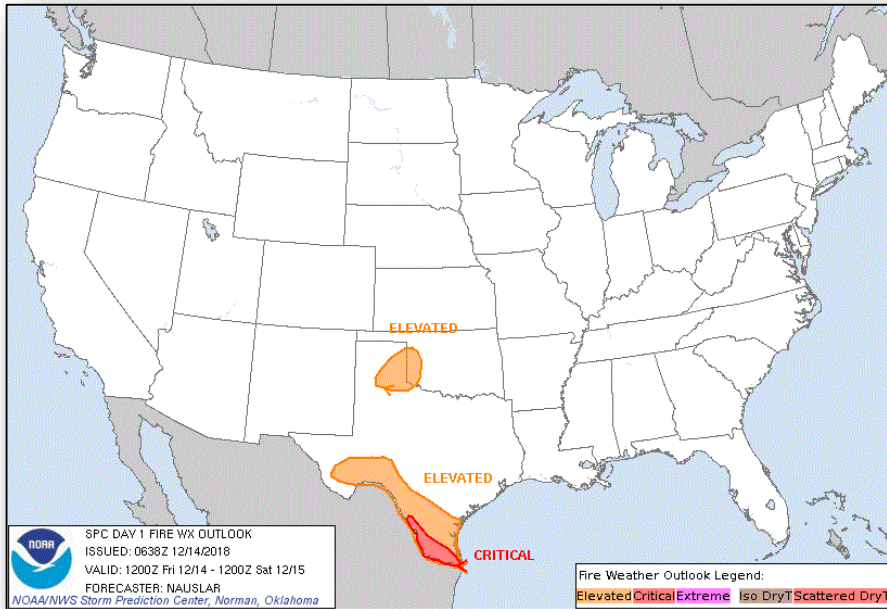
Severe Weather Outlook



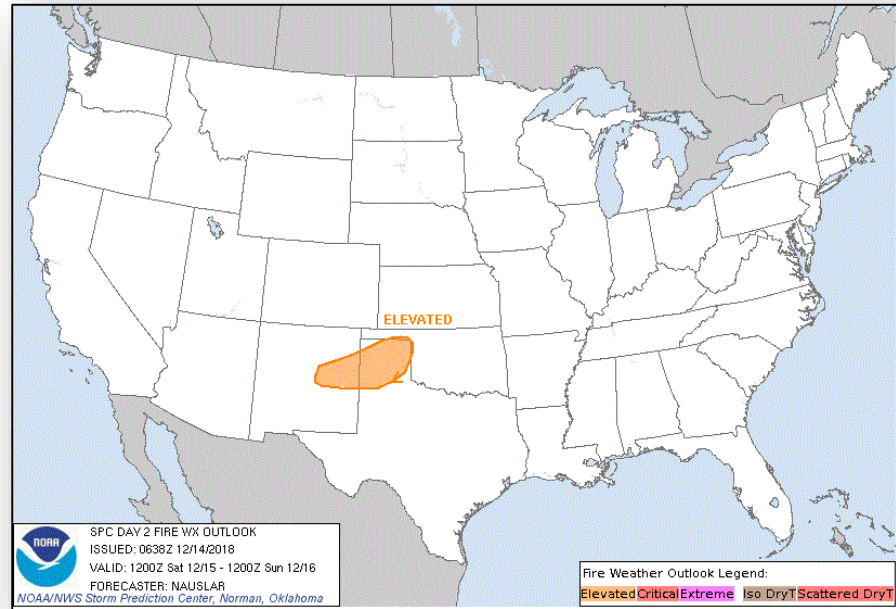
FEMA



Fire Weather Outlook



Friday

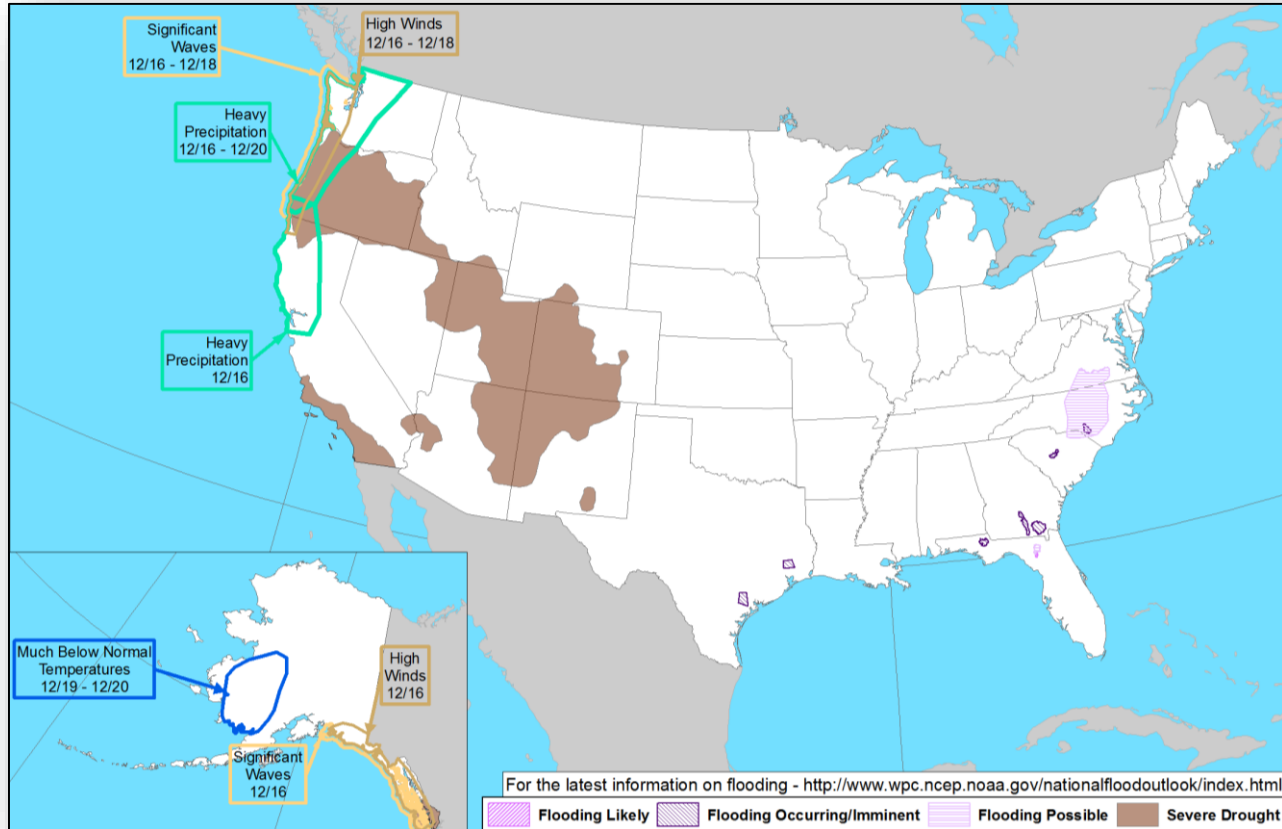


Saturday

Hazards Outlook – Dec 16-20



FEMA



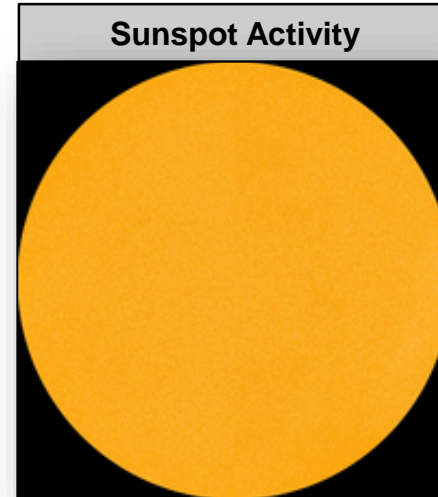

Space Weather



FEMA

	Space Weather Activity	Geomagnetic Storms	Solar Radiation	Radio Blackouts
Past 24 Hours	None	None	None	None
Next 24 Hours	None	None	None	None

For further information on NOAA Space Weather Scales refer to: <http://www.swpc.noaa.gov/noaa-scales-explanation>



Joint Preliminary Damage Assessments



FEMA

Region	State / Location	Event	IA / PA	Number of Counties		Start – End
				Requested	Completed	
I	VT	Severe Winter Storm November 26-29, 2018	IA	0	0	N/A
			PA	9	0	12/6 – TBD
III	VA	Hurricane Michael October 9-16, 2018	IA	0	0	N/A
			PA	41	31	10/29 – TBD
VI	TX	Flooding September 10, 2018 and continuing	IA	4	4	10/31 – 12/11
			PA	53	28	10/29 – TBD
	OK	Severe Storms and Tornadoes November 30, 2018 and continuing	IA	4	4 (+2)	12/11 – 12/13
			PA	5	2 (+2)	12/12 – TBD
X	AK	Earthquake November 30, 2018	IA	3	0	12/10 – TBD
			PA	3	0	12/17 – TBD

Disaster Requests & Declarations



FEMA

Declaration Requests in Process					Requests APPROVED (since last report)	Requests DENIED (since last report)
6	IA	PA	HM	Date Requested	0	0
LA – (Appeal) DR Flooding		X	X	October 26, 2018		
TX – DR Severe Storms and Flooding	X	X	X	October 30, 2018		
KS – DR Severe Storms, Straight-line Winds, and Flooding		X	X	November 14, 2018		
MN – DR Severe Storms and Flooding		X	X	November 27, 2018		
VA – DR Tropical Storm Michael		X	X	December 5, 2018		
NC – DR Tropical Storm Michael		X	X	December 7, 2018		

Readiness – Deployable Teams and Assets



FEMA

Resource	Force Strength	Available	Deployed	Other	Cadres with 25% or Less Availability
IM Workforce	12,508 Ⓢ	2,724 ▲ 22%	5,959 ▼	3,825	DI 17% (14/83); EHP 6% (26/433); ER 2% (1/44); FL 14% (24/174); FM 21% (58/272); HM 13% (131/1,037); HR 16% (39/242); IT 11% (69/640); LOG 12% (158/1,285); OPS 18% (47/262); PA-NEW 7% (146/2,029); PLAN 11% (40/352); SAF 5% (3/58); SEC 2% (2/118)
National IMATs* (1-2 Teams)	East: Composite: West:	Available Available Deployed			
Regional IMATs (≤ 3 Teams)	Assigned: Available: PMC / NMC: Deployed:	13 1 4 8			
National ISBs (0 Teams)	Team A Team B Team C	Deployed Deployed Deployed			
US&R (>66%)	Assigned: Available: PMC / NMC: Deployed:	28 27 1 0			
MERS (>66%)	Assigned: Available: PMC / NMC: Deployed:	36 36 0 0			
FCO (=2 Type I)	Assigned: Available: PMC / NMC: Deployed:	30 4 0 26			
FDRC (≥1)	Assigned: Available: PMC / NMC: Deployed:	13 5 0 8			

3410-EM-AK
FCO: Willie G. Nunn
JFO: TBD
RX IMAT

4382-DR-CA
4407-DR-CA
FCO: David G. Samaniego
JFO: Sacramento, CA
IMATs: N-West, RIX-1
ISB Team; MERS

4396-DR-CNMI
4398-DR-GU
4404-DR-CNMI
FCO: B. Bern Ruiz
JFO: Saipan, MP
IMATs: RVII, RIX-2;
RIX LNOs; ISB
Teams; MCU-2 & 3

4395-DR-HI
FCO: Dolph A. Diemont
JFO: Honolulu, HI
ISB Team

Field Office Staging Area
JFOs: 18
DRs: 51
EMs: 1
Deployed Teams (Location)

4354-DR-ME
4355-DR-NH
4356-DR-VT
4367-DR-ME
4370-DR-NH
4371-DR-NH
4372-DR-MA
4379-DR-MA
4380-DR-VT
4385-DR-CT
4410-DR-CT*
FCO: James N. Russo
JFO: Manchester, NH
*JFO: TBD

4374-DR-MD
4376-DR-MD
FCO: Emily Breslin
JFO: Philadelphia, PA

4408-DR-PA
FCO: Steven S. Ward
JFO: Harrisburg, PA

4401-DR-VA
FCO: Donald Keldsen
JFO: Glen Allen, VA

4393-DR-NC
FCO: Albert Lewis
JFO: Durham, NC
RIV-1 IMAT

4394-DR-SC
FCO: Elizabeth Turner
JFO: Columbia, SC

4395-DR-USVI
4340-DR-USVI
FCO: C. Harnett
JFO: St. Croix, USVI

As of 3:00 a.m. EST Dec 14, 2018 Created by: FEMA NWC

* B-2 Status: Assemble ≤ 2-hrs, On Site ≤ 18-hrs; B-48 Status: Assemble and deploy ≤ 48hrs; Charlie Status: No team assemble time requirement

FEMA Readiness – Activation Teams



Status		Activated Team	Activation Level	Activation Times	Reason / Comments
NWC (5 Teams)	Available				
NRCC (2 Teams)	Available	Gold			
HLT	Steady State				
RWC / MOCs (10 Regions)	Steady State				
RRCCs (10 Regions)	Steady State				

Backup Regions: **I, VIII, and X**



FEMA

FEMA's mission is helping people before, during, and after disasters.

Click [here](#) to subscribe to this briefing.