

The Disaster Center is dedicated to the idea that disaster mitigation is cost effective and individuals pursuing their own interest are the greatest potential force for disaster reduction.

Please consider making a small donation to the Disaster Center



When disaster mitigation is cost effective, we are on the road to bringing disasters to an end.



# **FEMA**

## **Daily Operations Briefing**

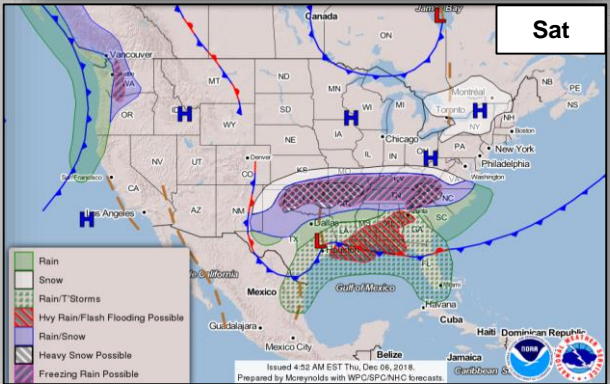
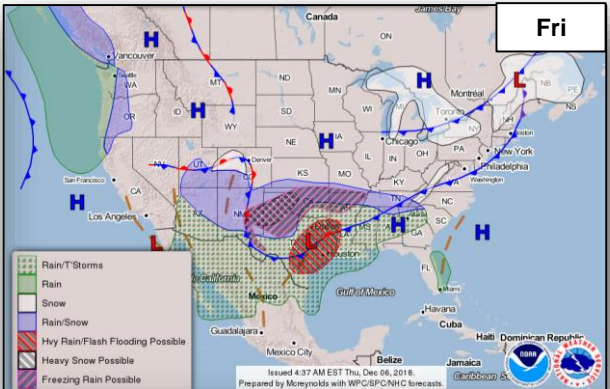
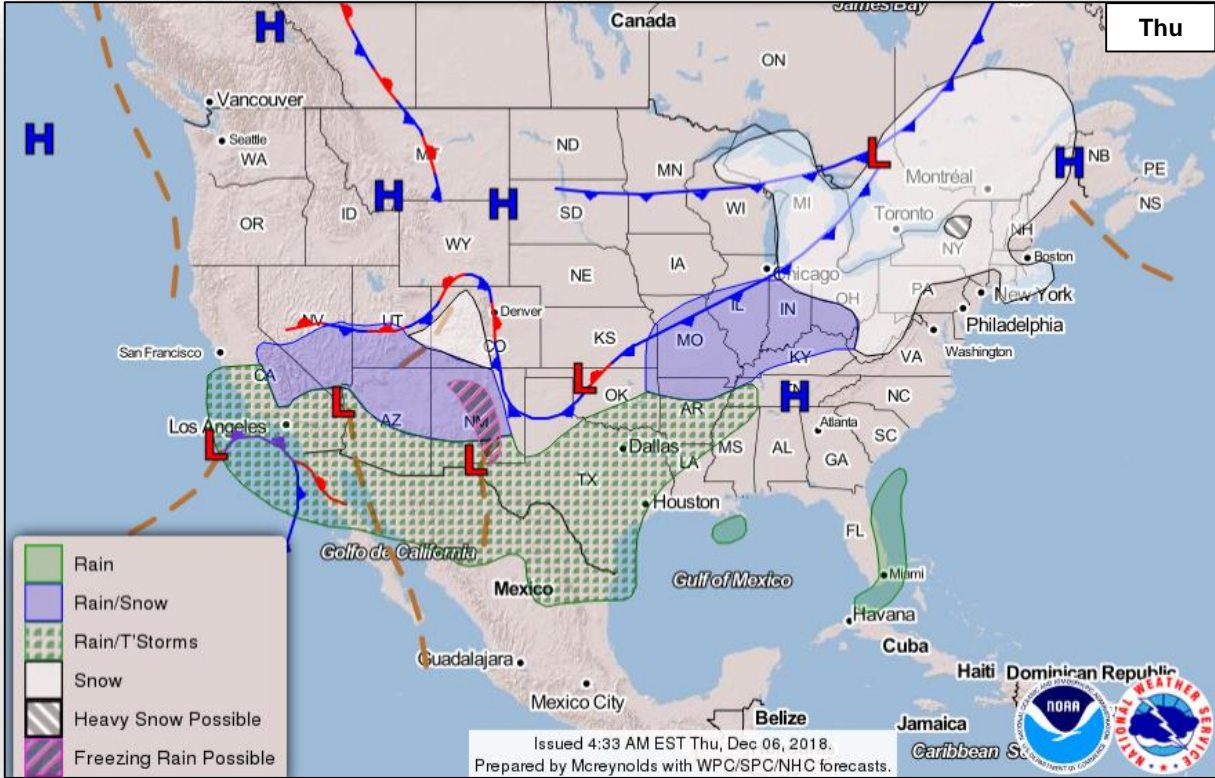
**Thursday, December 6, 2018**

**8:30 a.m. EST**

# National Weather Forecast



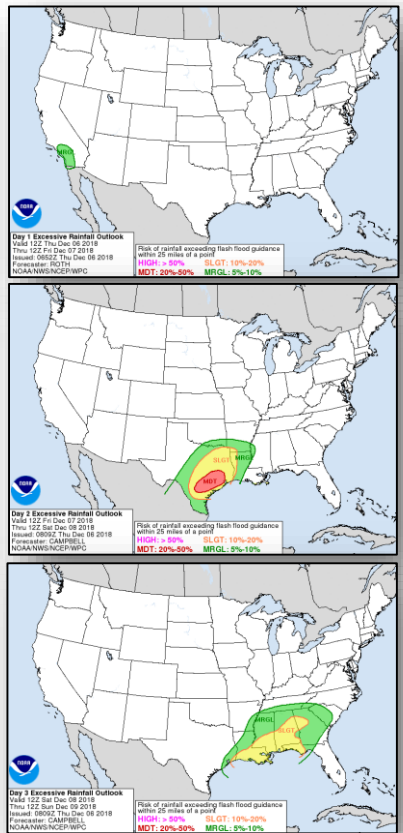
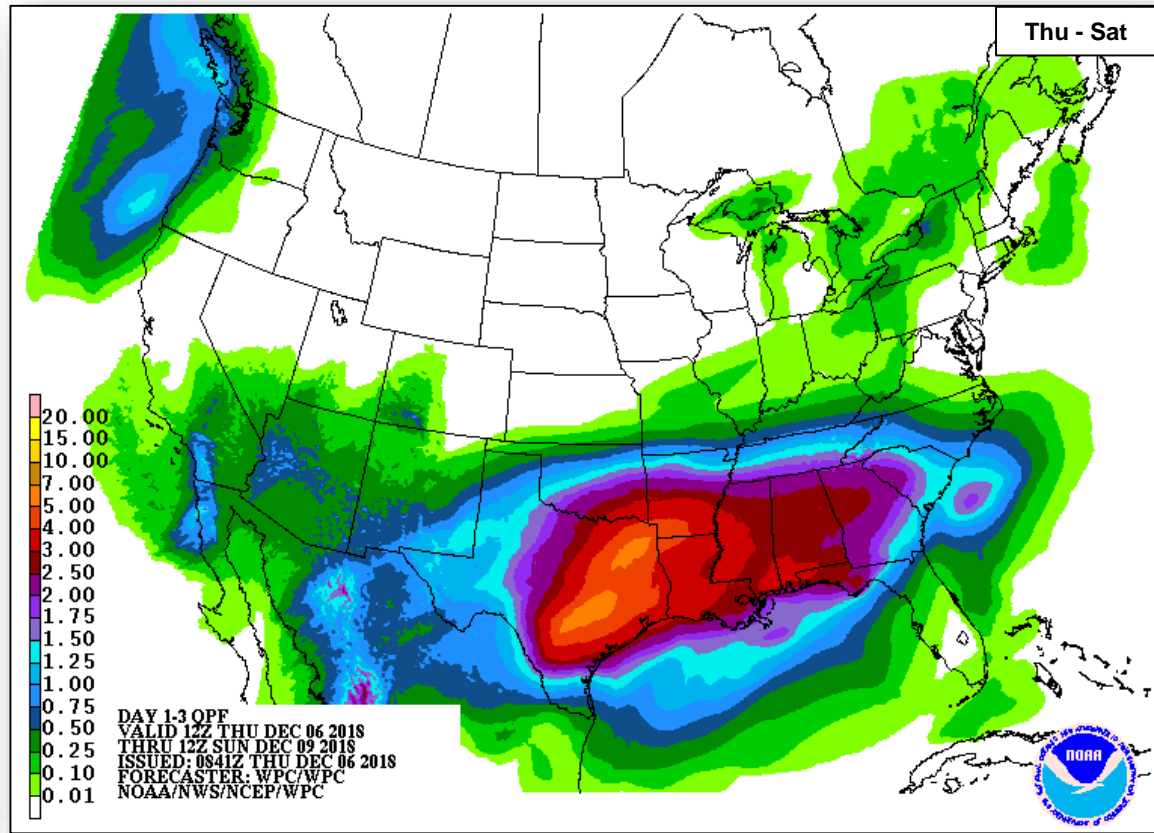
FEMA



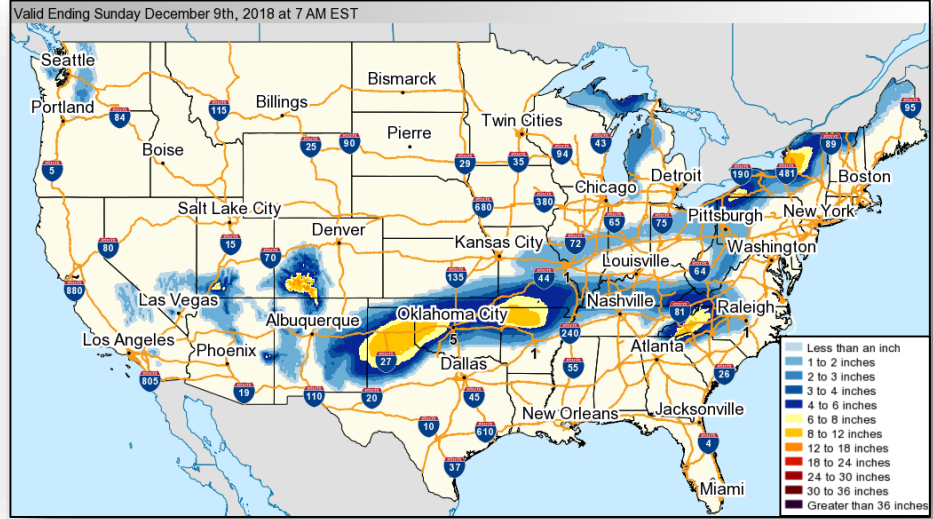
# Precipitation / Excessive Rainfall Forecast



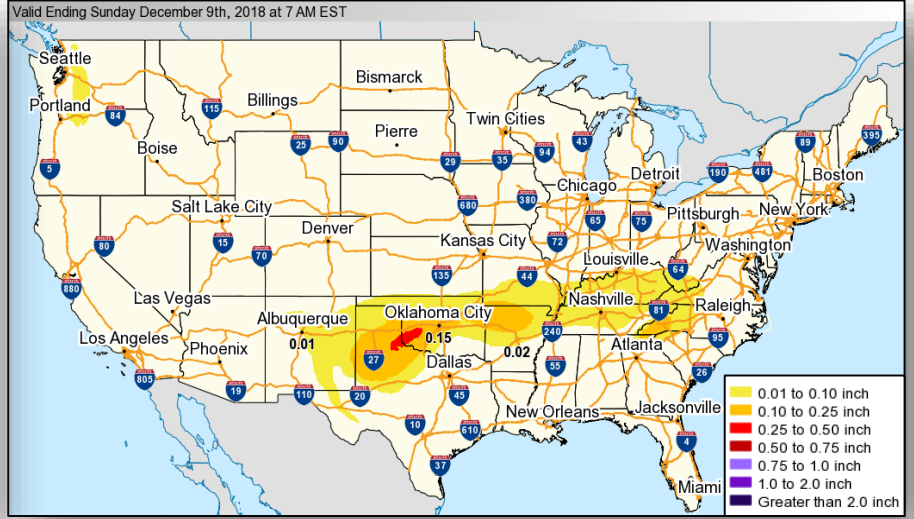
FEMA



# Winter Precipitation Outlook



**Forecast Snowfall**



**Forecast Ice Accumulation**

# Winter Weather – Southern Plains



FEMA

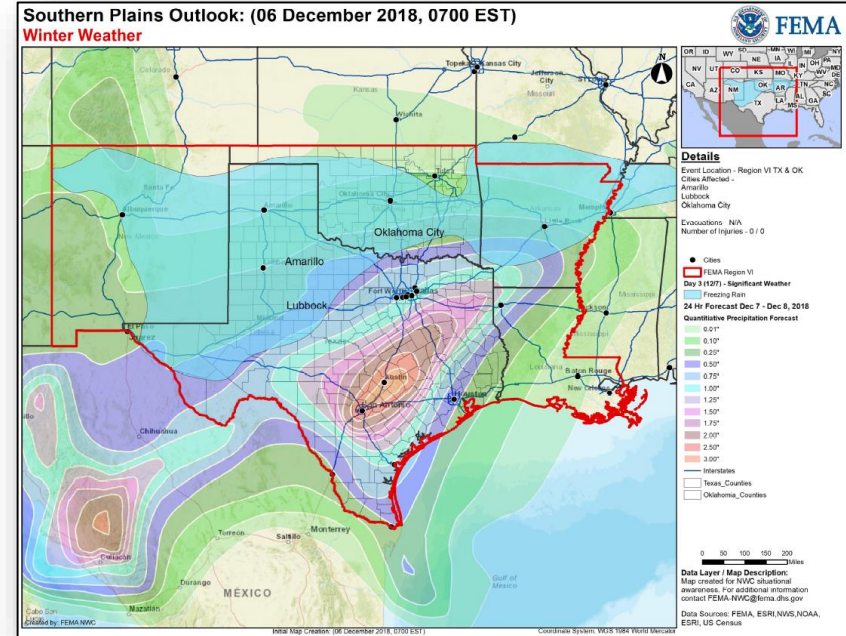
**Situation:** Winter weather is expected to impact portions of eastern NM and the TX/OK Panhandles from late Thursday night through Saturday morning. Heavy mixed precipitation possible. Snow and ice are likely to create dangerous road conditions and power outages due to ice accumulations downing power lines.

## State Preparations

- OK Governor expected to declare a State of Emergency for all 77 counties today
- OK EOC expected to activate to Partial Activation today

## Federal Preparations

- NWC is rostering for a possible Enhanced Watch
- Region VI RRCC will activate to Level III, minimal staff, day shift only (9:00 am - 9:00 pm EST) beginning at 9:00 am EST today
- Region VI IMAT-1 will deploy select members to OK today to pre-position personnel
- Logistics is pre-positioning generators and will establish a Federal Staging Area (FSA) at Armed Forces Reserve Center in Norman, OK



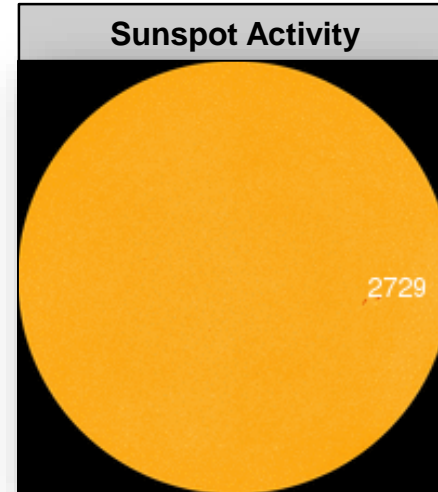

# Space Weather



FEMA

	Space Weather Activity	Geomagnetic Storms	Solar Radiation	Radio Blackouts
Past 24 Hours	None	None	None	None
Next 24 Hours	None	None	None	None

For further information on NOAA Space Weather Scales refer to: <http://www.swpc.noaa.gov/noaa-scales-explanation>



# Joint Preliminary Damage Assessments



FEMA

Region	State / Location	Event	IA / PA	Number of Counties		Start – End
				Requested	Completed	
III	VA	Hurricane Michael October 10 - 11, 2018	IA	0	0	N/A
			PA	41	30	10/29 – TBD
VI	TX	Flooding September 10, 2018 and continuing	IA	4	3	10/31 – 11/05
			PA	52	28	10/29 – TBD
X	AK	Earthquake November 30, 2018	IA	3	0	12/10 – TBD
			PA	3	0	12/10 - TBD



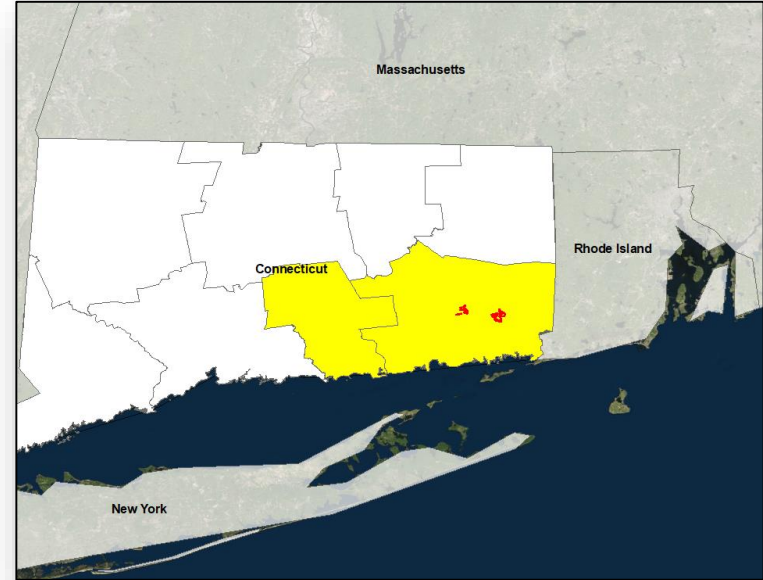
# Declaration Approved



FEMA

## **FEMA-4410-DR-Connecticut**

- The President approved a Major Disaster Declaration on December 5, 2018
- For Severe Storms and Flooding which occurred September 25-26, 2018
- Provides:
  - Public Assistance for two counties
  - Public Assistance for Mashantucket Pequot Tribal Nation and Mohegan Tribe of Indians of Connecticut located within New London County
  - Hazard Mitigation for the entire State
- FCO is James N. Russo



■ PA

# Disaster Requests & Declarations



FEMA

Declaration Requests in Process					Requests APPROVED (since last report)	Requests DENIED (since last report)
<b>5</b>	IA	PA	HM	Date Requested	<b>1</b>	<b>0</b>
LA – (Appeal) DR Flooding		X	X	October 26, 2018		
TX – DR Severe Storms and Flooding	X	X	X	October 30, 2018		
MA – EM Gas Explosion and Fire		X		November 9, 2018		
KS – DR Severe Storms, Straight-line Winds, and Flooding		X	X	November 14, 2018		
CT – DR Severe Storms and Flooding		X	X	November 20, 2018	Declared December 5, 2018	
MN – DR Severe Storms and Flooding		X	X	November 27, 2018		

# Readiness – Deployable Teams and Assets



# FEMA

Resource	Force Strength	Available	Deployed	Other	Cadres with 25% or Less Availability
<b>IM Workforce</b>	12,526 <span>Ⓢ</span>	2,459 <span>▲</span> 20%	6,313 <span>▼</span>	3,664	DI 23% (19/84); EA 24% (133/549); EHP 6% (24/439); ER 0% (0/44); FL 16% (27/174); FM 22% (60/269); HM 13% (134/1,035); HR 17% (40/241); IT 12% (77/641); LOG 12% (147/1,244); OPS 16% (41/261); PA-NEW 8% (145/1,910); PLAN 11% (39/351); SAF 12% (7/59); SEC 1% (1/118)
<b>National IMATs*</b> (1-2 Teams)	East : Composite: West:	Available Available Deployed			
<b>Regional IMATs</b> (≤ 3 Teams)	Assigned: Available: PMC / NMC: Deployed:	13 1 3 9			
<b>National ISBs</b> (0 Teams)	Team A Team B Team C	Deployed Deployed Deployed			
<b>US&amp;R</b> (>66%)	Assigned: Available: PMC / NMC: Deployed:	28 28 0 0			
<b>MERS</b> (>66%)	Assigned: Available: PMC / NMC: Deployed:	36 36 (+1) 0 0 (-1)			
<b>FCO</b> (≥3 Type I)	Assigned: Available: PMC / NMC: Deployed:	30 6 0 24			
<b>FDRC</b> (≤1)	Assigned: Available: PMC / NMC: Deployed:	13 5 0 8			

As of 3:00 a.m. EST Dec 6, 2018 Created by: FEMA NWC

\* **B-2 Status:** Assemble ≤ 2-hrs, On Site ≤ 18-hrs; **B-48 Status:** Assemble and deploy ≤ 48hrs; **Charlie Status:** No team assemble time requirement

# FEMA Readiness – Activation Teams



Status		Activated Team	Activation Level	Activation Times	Reason / Comments
<b>NWC</b> (5 Teams)	Available				
<b>NRCC</b> (2 Teams)	Available	Gold			
<b>HLT</b>	Steady State				
<b>RWC / MOCs</b> (10 Regions)	Steady State				
<b>RRCCs</b> (10 Regions)	Activated	Region VI	Level III Minimal Staffing	9:00 am – 9:00 pm EST	Winter Storm

**Backup Regions: I, VI, and VIII**



# FEMA

**FEMA's mission is helping people before, during, and after disasters.**

Click [here](#) to subscribe to this briefing.