

The Disaster Center is dedicated to the idea that disaster mitigation is cost effective and individuals pursuing their own interest are the greatest potential force for disaster reduction.

Please consider making a small donation to the Disaster Center



When disaster mitigation is cost effective, we are on the road to bringing disasters to an end.



FEMA

Daily Operations Briefing

Tuesday, April 2, 2019

8:30 a.m. EDT

Significant Activity – April 1-2



FEMA

Significant Events: None

Tropical Activity: No activity affecting U.S. interests

Significant Weather: Heavy rain across the coastal Carolinas

Declaration Activity: None

Peak Severe Weather Season



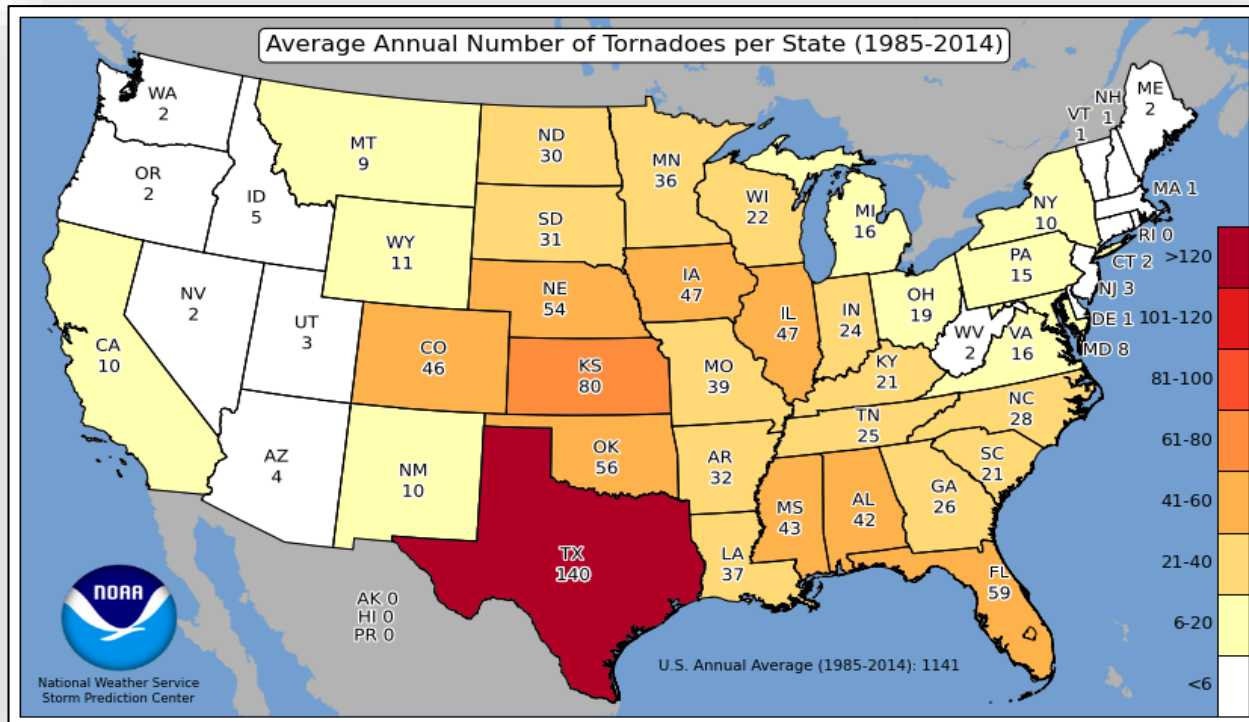
~ March/April through July/August

TORNADO SCALE

EF 0	65-85 mph	~ 738
EF 1	86-110 mph	~ 340
EF 2	111-135 mph	~ 102
EF 3	136-165 mph	~ 30
EF 4	166-200 mph	~ 6
EF 5	Over 200 mph	~ 0

*SIGNIFICANT = EF 2 or greater

**EF = Enhanced Fujita (EF) Scale

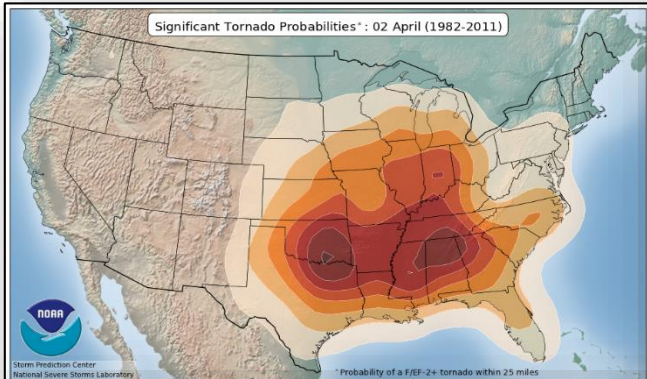


NOTE: EF ratings are based on actual damage and are determined after NWS storm surveys are completed within ~24 to 48 hours.

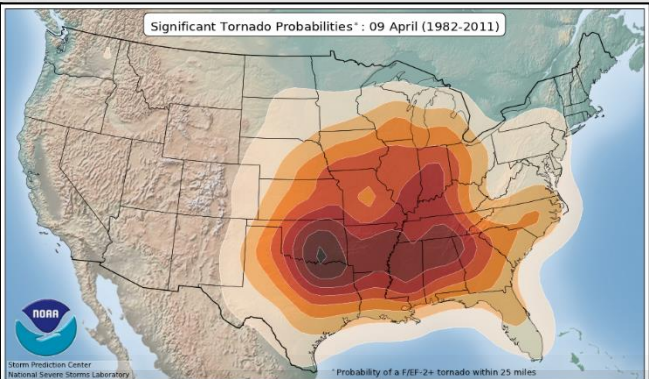
April EF2+ Tornado Probabilities



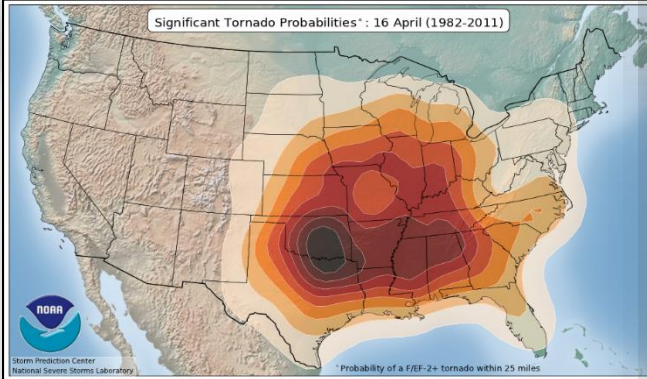
Week 1



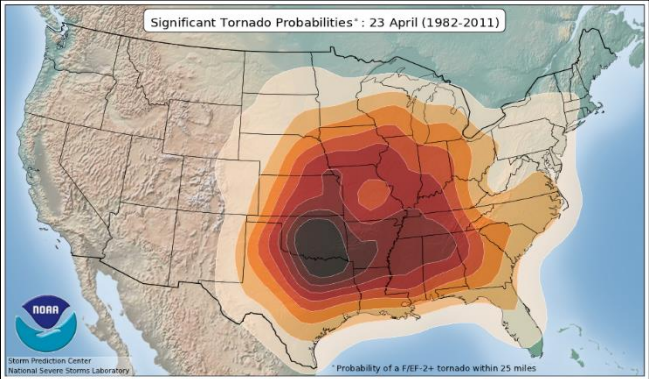
Week 2



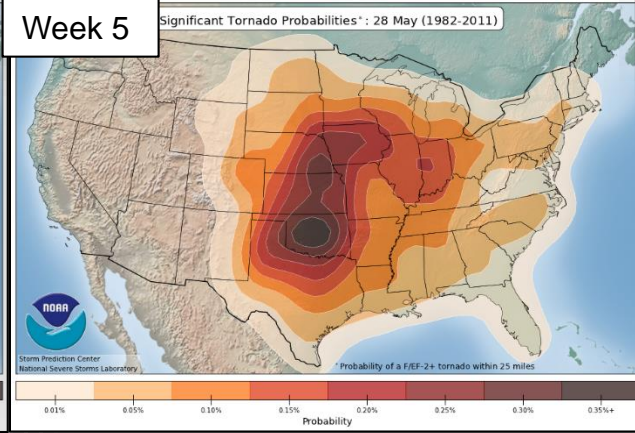
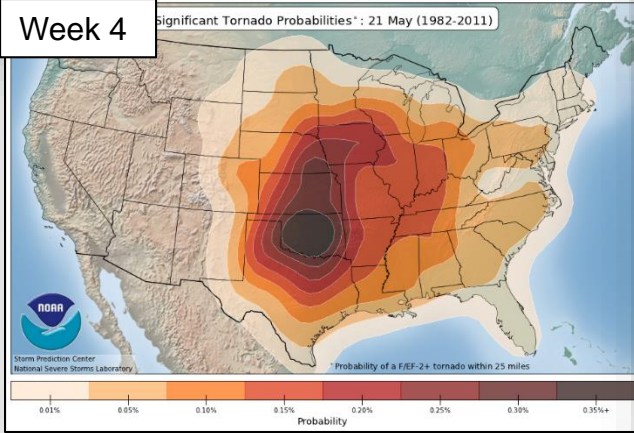
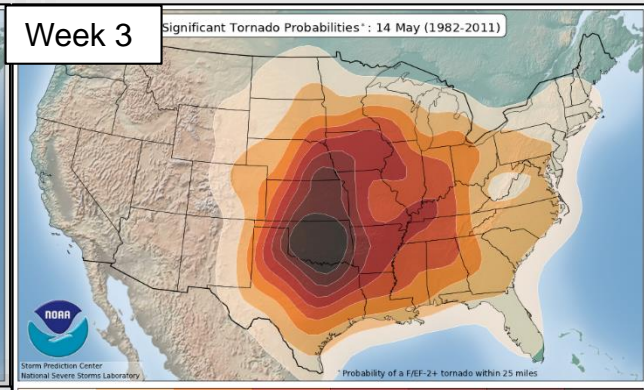
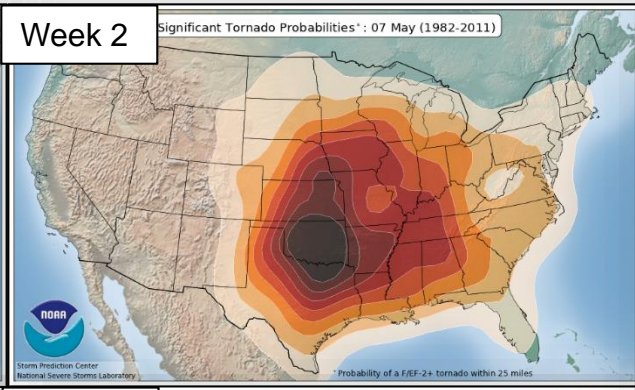
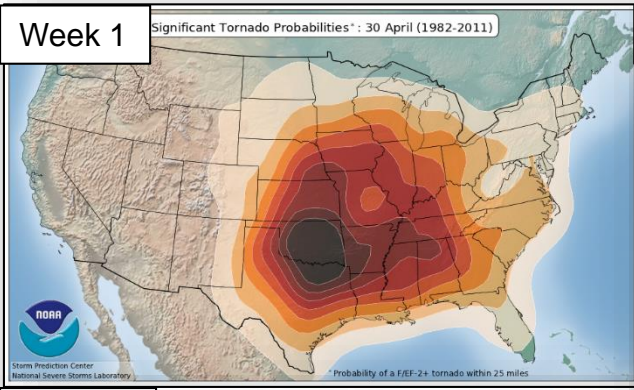
Week 3



Week 4

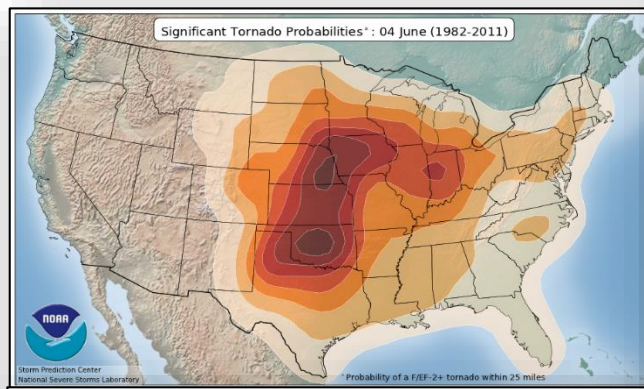


May EF2+ Tornado Probabilities

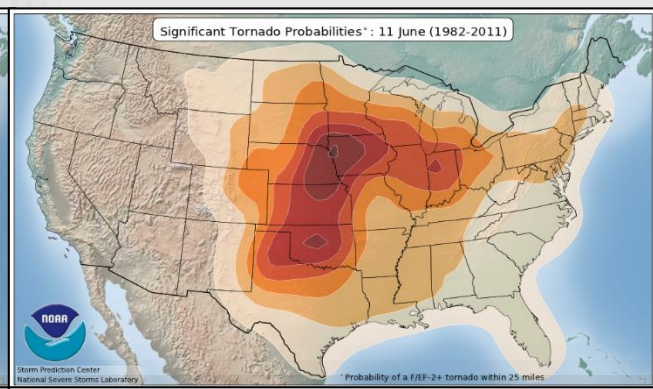


June EF2+ Tornado Probabilities

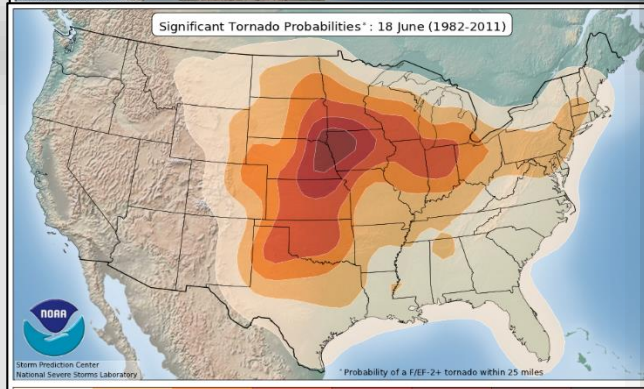
Week 1



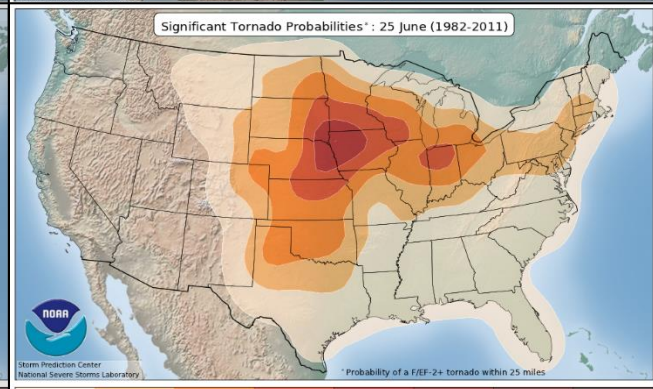
Week 2



Week 3



Week 4



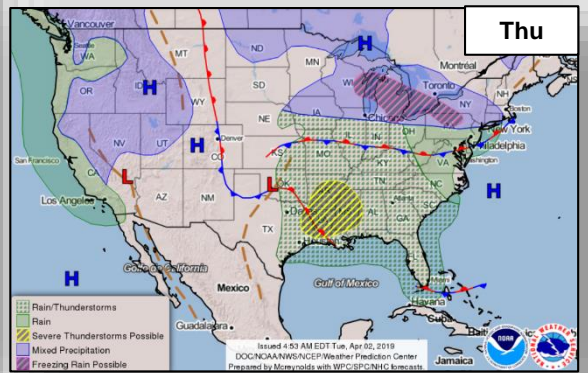
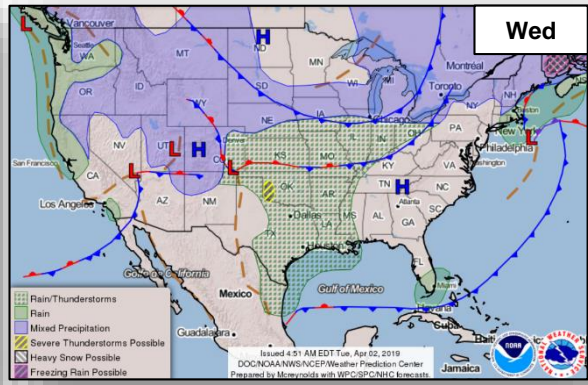
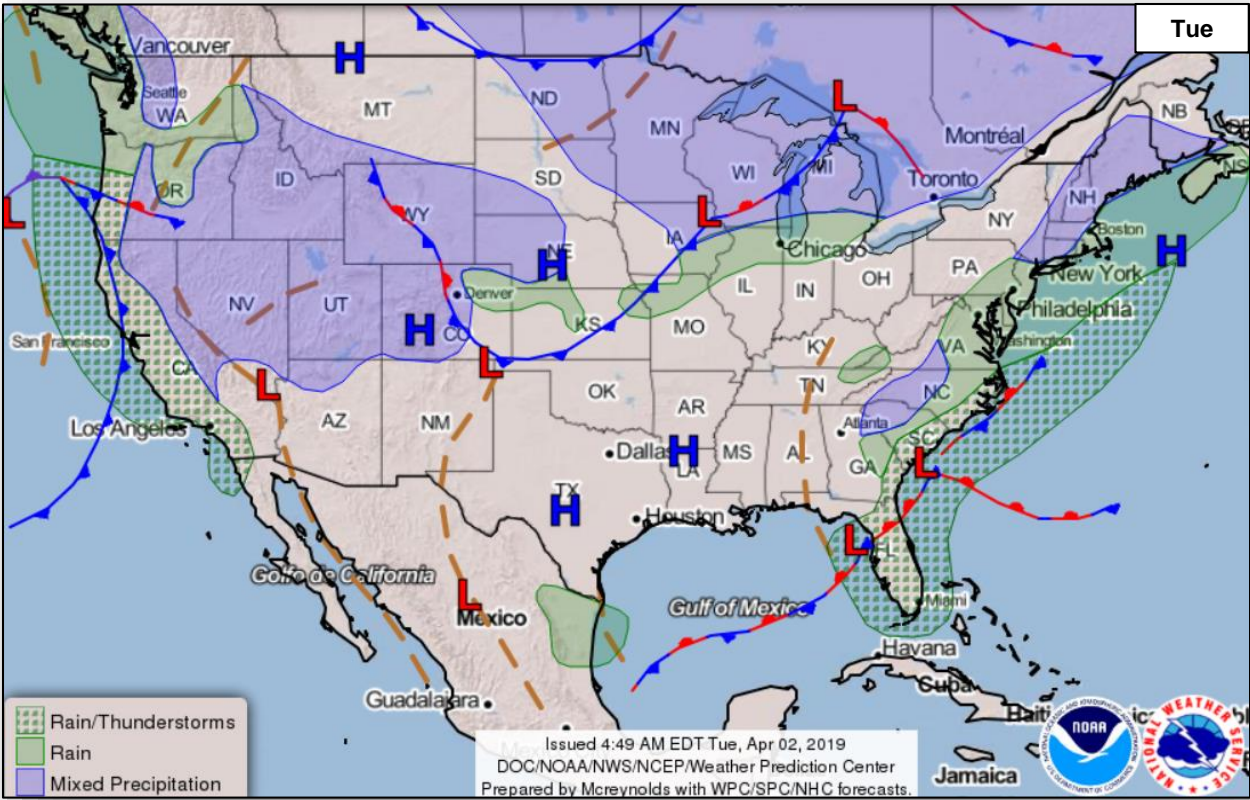
SPC Product Issuance



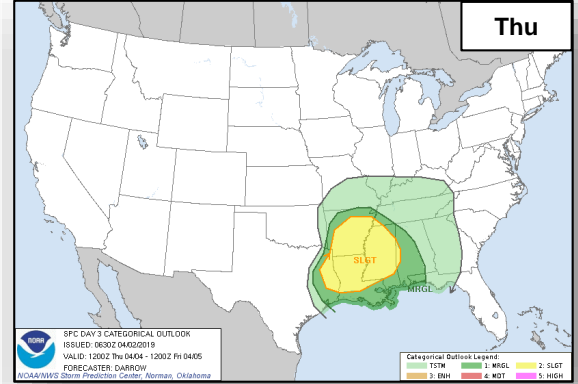
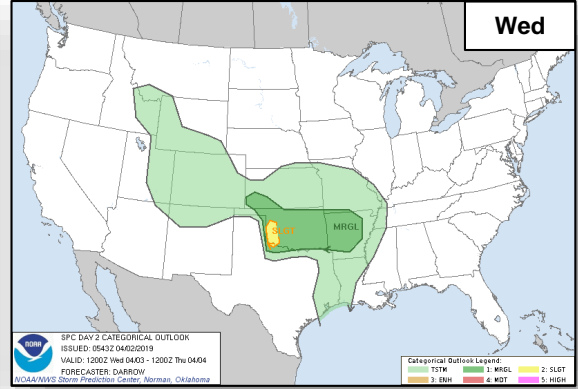
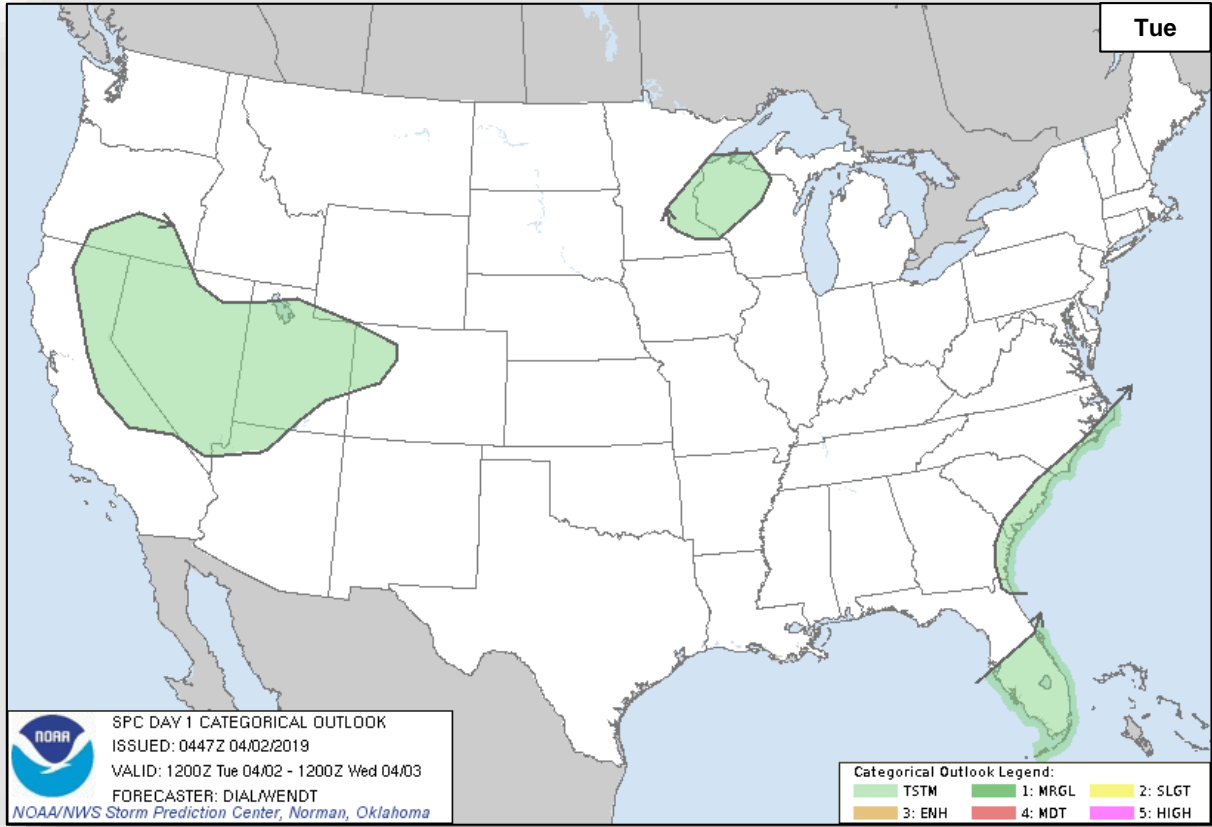
Eastern Daylight Time (EDT): March 10th – November 3rd, 2019

SEVERE WEATHER PRODUCT		ISSUANCE/UPDATE TIME (EDT)		
DAY 1 SEVERE WEATHER OUTLOOK www.spc.noaa.gov/products/outlook/day1otlk.html		2:00AM; 9:00AM; 12:30PM; 4:00PM; 9:00PM		
DAY 2 SEVERE WEATHER OUTLOOK www.spc.noaa.gov/products/outlook/day2otlk.html		2:00AM; 1:30PM		
DAY 3 SEVERE WEATHER OUTLOOK www.spc.noaa.gov/products/outlook/day3otlk.html		3:30AM		
DAYS 4-8 SEVERE WEATHER OUTLOOK www.spc.noaa.gov/products/exper/day4-8		5:00AM		
1 - MARGINAL (MRGL) Isolated severe thunderstorms possible	2 - SLIGHT (SLGT) Scattered severe storms possible	3 - ENHANCED (ENH) Numerous severe storms possible	4 - MODERATE (MDT) Widespread severe storms likely	5 - HIGH (HIGH) Widespread severe storms expected

National Weather Forecast



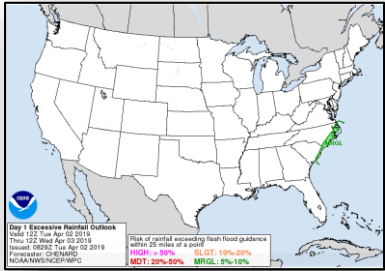
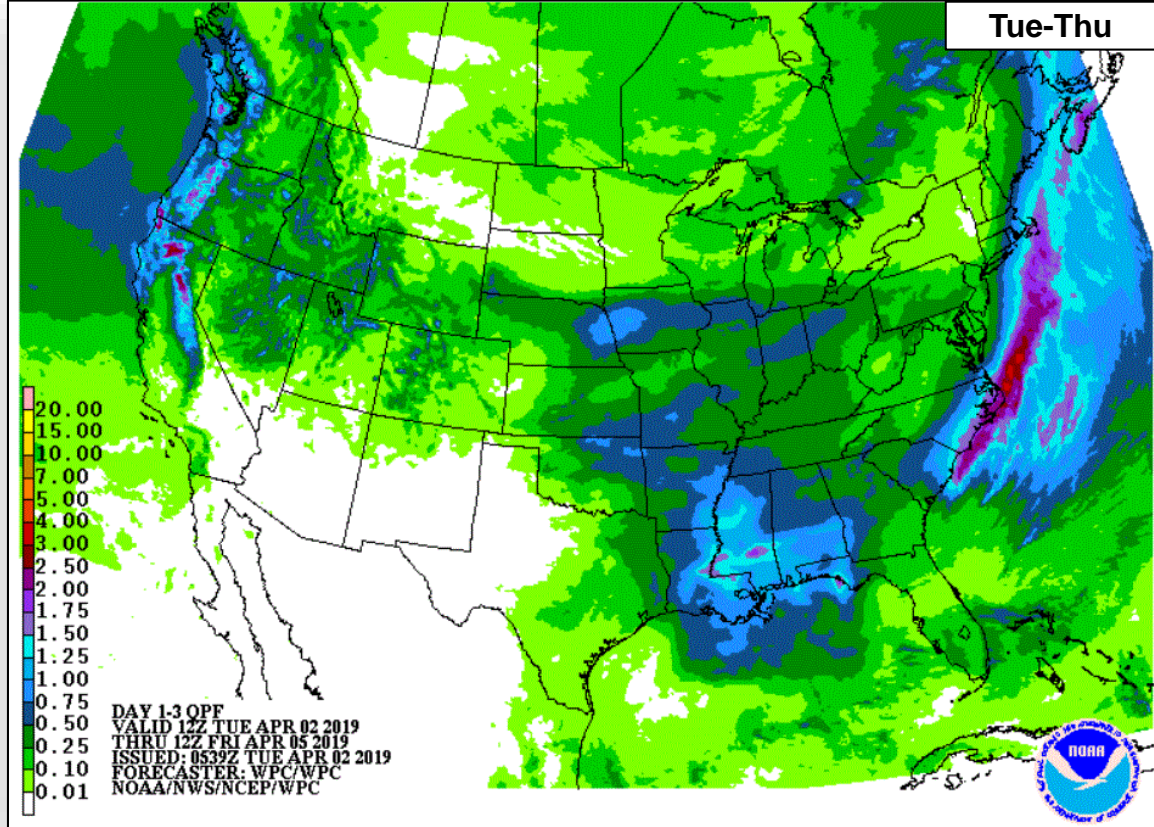
Severe Weather Outlook



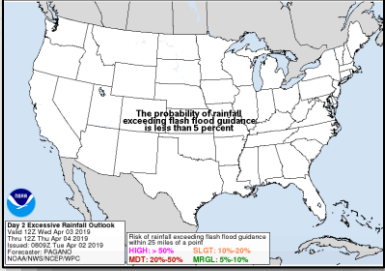
Precipitation Forecast



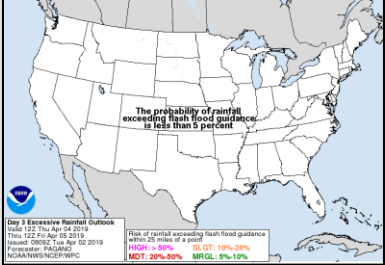
FEMA



Tue



Wed

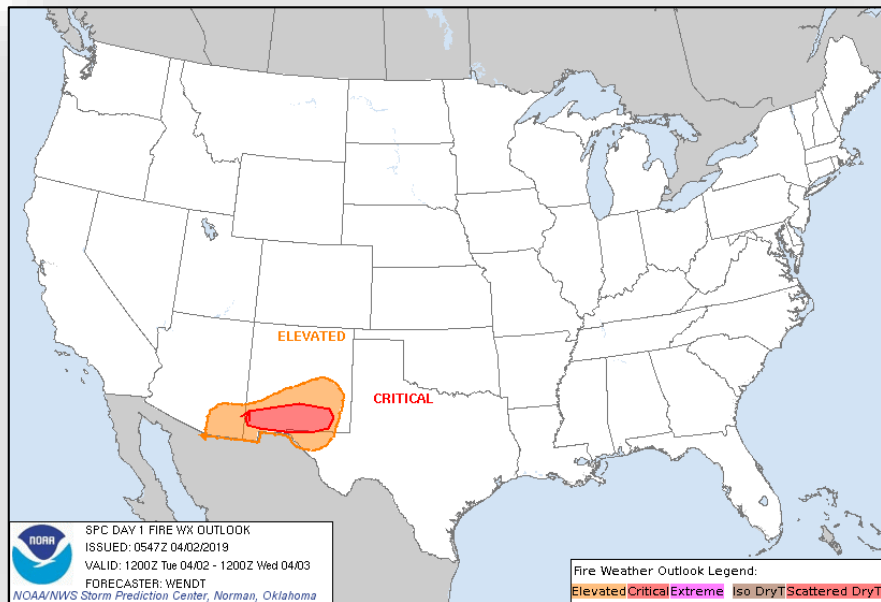


Thu

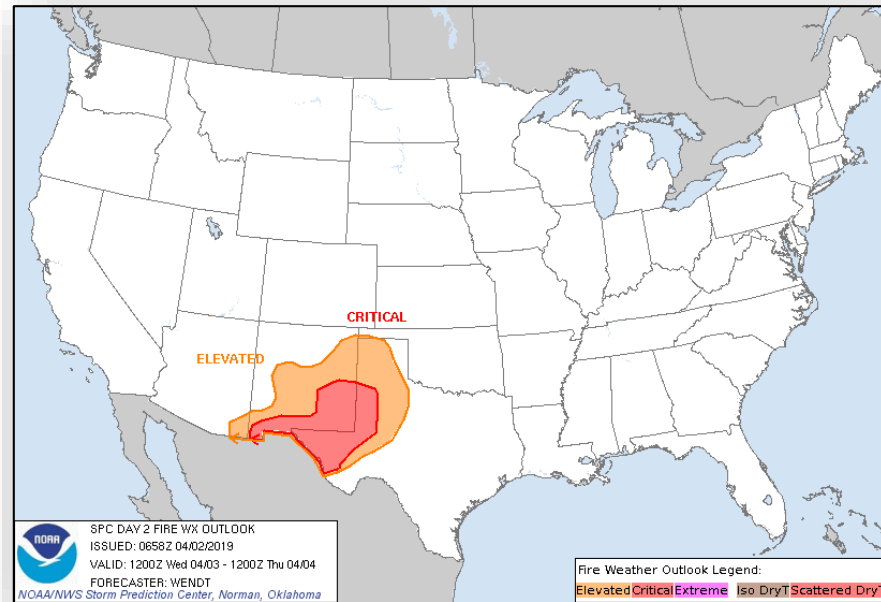
Fire Weather Outlook



FEMA



Tuesday

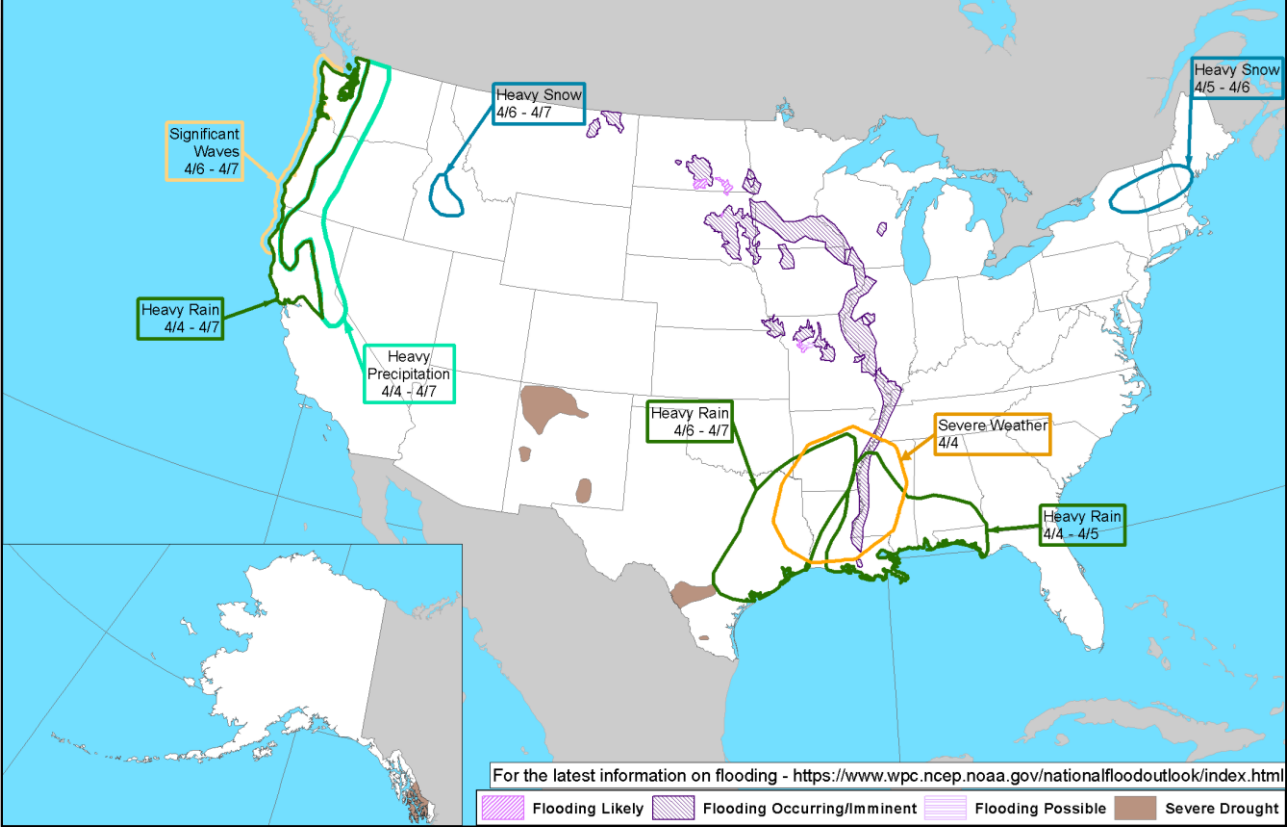


Wednesday

Hazards Outlook – April 4-8



FEMA



Joint Preliminary Damage Assessments



FEMA

Region	State / Location	Event	IA/PA	Number of Counties		Start – End
				Requested	Complete	
IV	AL	Severe Storms, Straight-line Winds, Tornadoes, and Flooding Feb 19 – Mar 20, 2019	IA	3	3	3/20 – 3/28
			PA	13	11	3/20 – TBD
IX	FSM*	Typhoon Wutip February 19-22, 2019	IA	0	0	N/A
			PA	2	0	3/20 – TBD
X	OR	Winter Storms February 24-26, 2019	IA	0	0	N/A
			PA	5	0	4/8 – TBD

* Federated States of Micronesia

Disaster Requests & Declarations



FEMA

Declaration Requests in Process					Requests APPROVED (since last report)	Requests DENIED (since last report)
7	IA	PA	HM	Date Requested	0	0
VT – DR (Appeal) Severe Winter Storm		X	X	March 14, 2019		
MS – Severe Storms, Straight-line Winds, Tornado, and Flooding	X	X	X	March 21, 2019		
TN – DR Severe Storms, Flooding, Landslides, and Mudslides	X	X	X	March 22, 2019		
U.S. Territory of Guam – DR Super Typhoon Wutip		X	X	March 25, 2019		
Soboba Band of Luiseno Indians – DR Severe Storms		X	X	March 25, 2019		
AL – DR Severe Storms, Straight-line Winds, Tornado, and Flooding	X	X	X	March 26, 2019		
OH – DR Severe Storms, Flooding, and Landslides		X	X	March 26, 2019		

Readiness – Deployable Teams and Assets



National and Regional Resources		Cadres with 25% or Less Availability	
IM Workforce	Strength: ▲ 12,965	EA 25% (135/535); EHP 8% (34/451); ER 9% (5/58); FL 12% (18/154); HM 22% (240/1101); LOG 20% (270/1334); PA-NEW 8% (167/2213); PLAN 21% (81/380); SAF 11% (6/55); SEC 11% (14/123)	
	Available: ▼ 3,701 / 29%		
	Other: 3,494		
	Deployed: ▲ 5,770		
N-IMAT	East: Available		
	West: Available		
	Crisis: Available		
Regional IMAT (4-6 Teams)	Assigned: 13		
	Available: 6		
	PMC / NMC: 2		
	Deployed: 5		
N-ISB Teams (3 Teams)	Team A: Available		
	Team B: Available		
	Team C: Available		
US&R (>66%)	Assigned: 28		
	Available: 25 (-1)		
	PMC / NMC: 3 (+1)		
	Deployed: 0		
MERS (>66%)	Assigned: 36		
	Available: 36		
	PMC / NMC: 0		
	Deployed: 0		
FCO (=3 Type I)	Assigned: 29		
	Available: 6		
	PMC / NMC: 0		
	Deployed: 23		
FDRC (≥3)	Assigned: 12		
	Available: 3		
	PMC / NMC: 0		
	Deployed: 9		

4418-DR-WA
FCO: Dolph A. Diemont
JFO: Camp Murray, WA

4421-DR-IA
FCO: Timothy J. Scranton
JFO: Windsor Heights, IA

4402-DR-WI
4390-DR-MN
4383-DR-WI
4414-DR-MN
FCO: Steven W. Johnson
JFO: Madison, WI

4408-DR-PA
FCO: Steven S. Ward
JFO: Harrisburg, PA

4397-DR-NY
FCO: Seamus K. Leary
JFO: Albany, NY

4413-DR-AK
FCO: Timothy Manner
JFO: Anchorage, AK
RX IMAT

4382-DR-CA
4407-DR-CA
FCO: David G. Samaniego
JFO: Sacramento, CA
RIX IMAT-1

4409-DR-TOH
4422-DR-La Jolla Band of Luiseño Indians
4423-DR-Cahuilla Band of Indians
FCO: Mark Wingate
VFO: Oakland, CA

4396-DR-CNMI
4404-DR-CNMI
FCO: B. Berni Ruiz
JFO: Saipan, MP
CNMI

4392-DR-IA
4386-DR-IA
FCO: Timothy Scranton

4403-DR-KS
4417-DR-KS
4420-DR-NE
4387-DR-NE
FCO: C. Johnson-Cage
VFO: Kansas City, MO

4416-DR-TX
4419-DR-AL
FCO: Jerry S. Thomas
VFO: Austin, TX (TRO)
RV1 IMAT-2

4406-DR-AL
4419-DR-AL
FCO: Gerry M. Stolar
JFO: Montgomery, AL
RIV IMAT-1 (EOC)
RIV INOs (EOC)

4399-DR-FL
4337-DR-FL
FCO: Thomas J. McCool
JFO: Tallahassee, FL

4400-DR-GA
FCO: Manny J. Toro
JFO: Warner Robins, GA

4335-DR-USVI
4340-DR-USVI
4336-DR-PR
4339-DR-PR
FCO: Michael F. Byrne
JFO: Guaynabo, PR (CAD)
JFO: St. Croix, USVI

Field Office ★

Staging Area ★

JFOs: 16 / VJFOs: 4

DRs: 49

EMs: 0

Deployed Teams

4354-DR-ME

4355-DR-NH

4356-DR-VT *Closing Apr 12*

4357-DR-ME

4370-DR-NH

4371-DR-NH

4372-DR-MA

4379-DR-MA

4380-DR-VT

4385-DR-CT

4410-DR-CT
FCO: James N. Russo
JFO: Milford, MA

4401-DR-VA

4411-DR-VA
FCO: Donald Keldsen
JFO: Glen Allen, VA

4393-DR-NC

4412-DR-NC
FCO: Nancy Casper
JFO: Durham, NC

4394-DR-SC
FCO: Elizabeth Turner
JFO: Florence, SC

4415-DR-MS
FCO: Lai Sun Yee
VFO: Atlanta, GA

4400-DR-GA
FCO: Manny J. Toro
JFO: Warner Robins, GA

4335-DR-USVI

4340-DR-USVI

4336-DR-PR

4339-DR-PR
FCO: Michael F. Byrne
JFO: Guaynabo, PR (CAD)
JFO: St. Croix, USVI

As of 3:00 a.m. EDT April 2, 2019 Created by: FEMA NWC

FEMA Readiness – Activation Teams



FEMA

Status		Activated Team	Activation Level	Activation Times	Reason / Comments
NWC (5 Teams)	Steady State				
NRCC (2 Teams)	Available				Primary – Blue Team
HLT	Available				
RWC / MOCs (10 Regions)	Available	Denver MOC	Enhanced Watch	Day shift	Flooding
RRCCs (10 Regions)	Activated	Region VII	Level III	Day shift	Flooding

Backup Regions: VI, I, and VIII

Public Assistance Grant Program



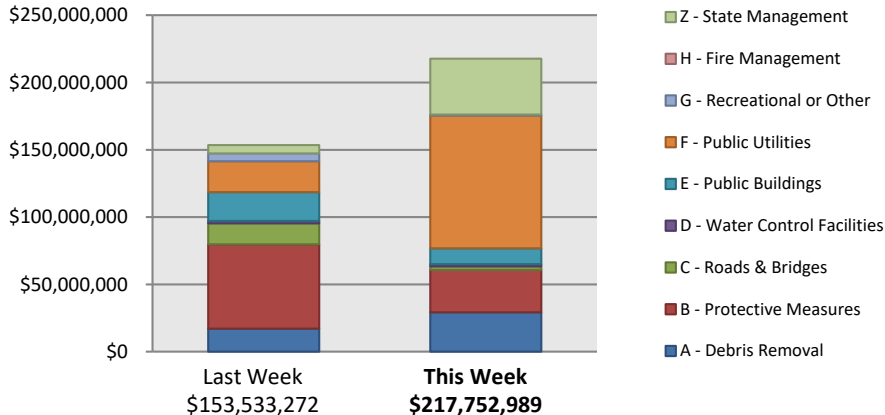
FEMA

PA Project Worksheets Obligated in past week, as of 04/01/19 at 1500 EDT

PA Category	Emergency Work		Permanent Work					H - Fire Management	Z - State Management	Total
	A - Debris Removal	B - Protective Measures	C - Roads & Bridges	D - Water Control Facilities	E - Public Buildings	F - Public Utilities	G - Recreational or Other			
Number Of PWS Obligated	70	93	59	10	111	32	34	0	40	449
Federal Share Obligated	\$29,282,192	\$31,472,149	\$2,713,047	\$1,597,598	\$11,797,542	\$98,651,728	\$739,304	\$0	\$41,499,428.68	\$217,752,988.83

Public Assistance Obligated per Category

In the Past 2 Weeks – 3/18/2019 through 4/1/2019



This weeks PA Highlights

- In 4085 - NY
 - \$81 Million obligated for Category F – Public Utilities
- In 1603 - LA
 - \$35 Million obligated for Category Z – State Management
- In 4337 – FL
 - \$17 Million obligated for Category B – Protective Measures

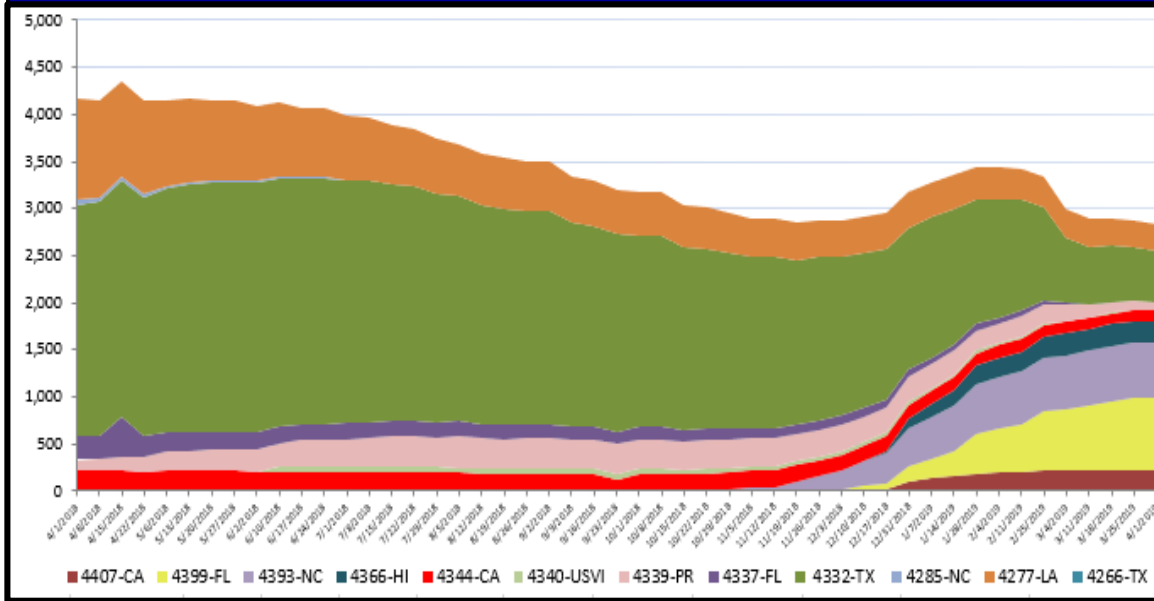
Direct Housing



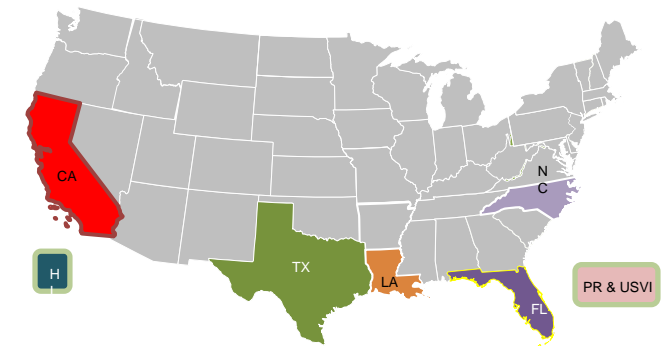
FEMA

Total Households in FEMA Direct Housing per State

Past Year per Week, 4/1/2018 – 4/1/2019, There are currently **2,618** Households Occupying **2,618** Temporary Units
 *Not including 4337-FL for 3/11/2019 - 4/1/2019



DR	IA Declaration Date	Program End Date	Current # of Households in Direct Housing (Weekly Change)
4407-CA	11/12/2018	5/12/2020	227 (0)
4399-FL	10/11/2018	4/11/2020	767 (+11)
4393-NC	9/14/2018	3/14/2020	588 (-5)
4366-HI	5/11/2018	11/11/2019	6 (0)
4344-CA	10/10/2017	4/10/2019	106 (-5)
4340-USVI	9/20/2017	9/7/2019	7 (0)
4339-PR	9/20/2017	9/20/2019	80 (-14)
4337-FL	9/10/2017	3/10/2019	No extensions have been made
4332-TX	8/25/2017	8/25/2019	557 (-22)
4277-LA	8/14/2016	4/30/2019	280 (-7)



States with Currently Occupied Units

NPSC Call Activity



FEMA

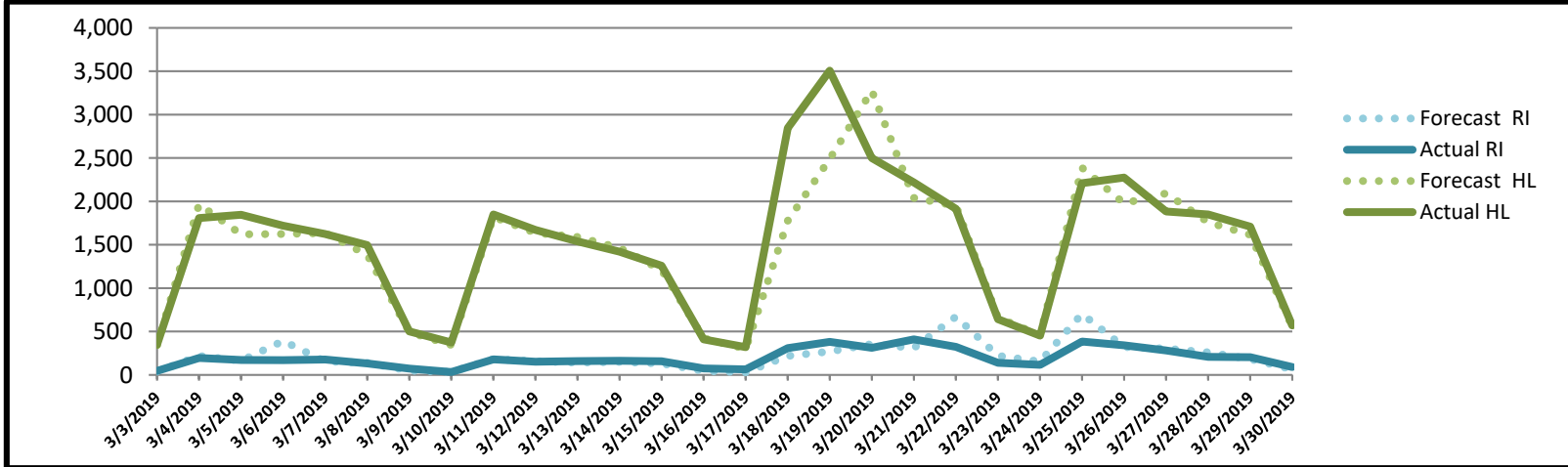
NPSC Call Activity in the Past Week

3/24/2019 through 3/30/2019

Call Type	Projected Calls	Actual Calls
Registration Intake:	1,988	1,628
Helpline:	10,851	10,949
Combined:	12,839	12,577

NPSC Call Forecasting and Actual Calls Over the Past 4 Weeks

3/3/2019 through 3/30/2019



FEMA

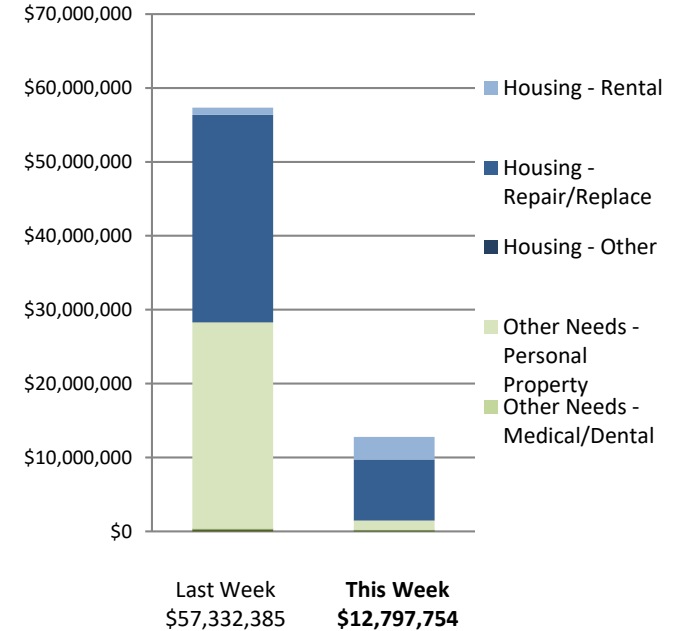
Individual Assistance Activity



FEMA

Individuals and Households Program Activity As Of: 4/1/19				
	In Past 7 Days		Cumulative	
	Applicants Approved	Amount Approved	Applicants Approved	Amount Approved
4413-AK Declared 01-31-2019 End Of Reg Period 05-31-2019				
Housing Assistance	204	\$408,484.19	2,659	\$7,699,403.90
Other Needs Assistance	59	\$14,756.40	420	\$166,829.85
Total IHP		\$423,240.59		\$7,866,233.75
Average IHP				\$2,756
Total Max Grants				5
4419-AL Declared 03-05-2019 End Of Reg Period 05-06-2019				
Housing Assistance	9	\$143,333.34	109	\$906,556.49
Other Needs Assistance	6	\$19,864.84	56	\$192,758.62
Total IHP		\$163,198.18		\$1,099,315.11
Average IHP				\$9,011
Total Max Grants				18
4420-NE Declared 03-21-2019 End Of Reg Period 05-20-2019				
Housing Assistance	1,242	\$6,328,909.22	1,266	\$6,402,592.92
Other Needs Assistance	208	\$377,931.67	212	\$388,296.89
Total IHP		\$6,706,840.89		\$6,790,889.81
Average IHP				\$5,192
Total Max Grants				30
4421-IA Declared 03-23-2019 End Of Reg Period 05-22-2019				
Housing Assistance	495	\$1,282,660.23	495	\$1,282,660.23
Other Needs Assistance	45	\$107,330.56	45	\$107,330.56
Total IHP		\$1,389,990.79		\$1,389,990.79
Average IHP				\$2,774
Total Max Grants				2
19 Declarations IHP Programmatically Open - Closed Registration *				
Housing Assistance	727	\$3,148,195.30		
Other Needs Assistance	520	\$966,288.01		
Total IHP		\$4,114,483.31		
Total IHP Approved in Past Week		\$12,797,753.76		

IHP Approved per Category in the Past 2 Weeks – 3/18/2019 through 4/1/2019





FEMA

FEMA's mission is helping people before, during, and after disasters.

Click [here](#) to subscribe to this briefing.