

The Disaster Center is dedicated to the idea that disaster mitigation is cost effective and individuals pursuing their own interest are the greatest potential force for disaster reduction.

Please consider making a small donation to the Disaster Center



When disaster mitigation is cost effective, we are on the road to bringing disasters to an end.



FEMA

Daily Operations Briefing

Saturday, April 20, 2019

8:30 a.m. EDT

Significant Activity – April 19-20



FEMA

Significant Events: None

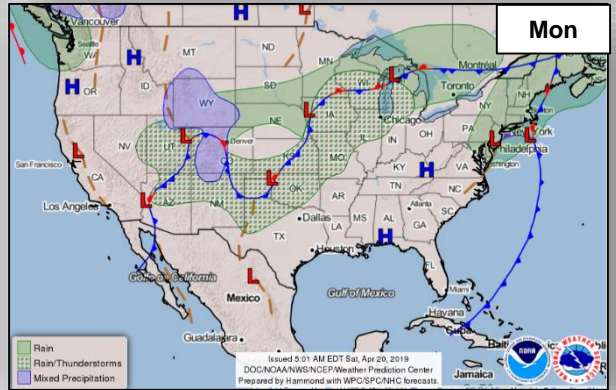
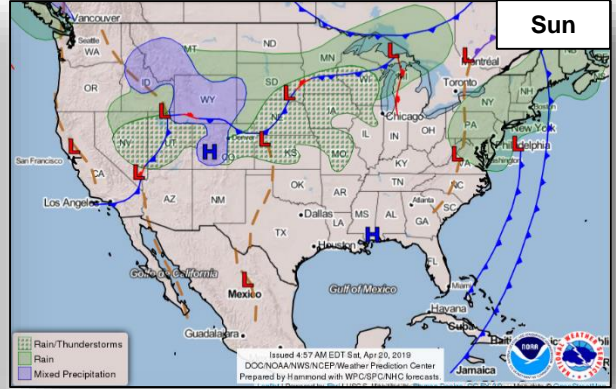
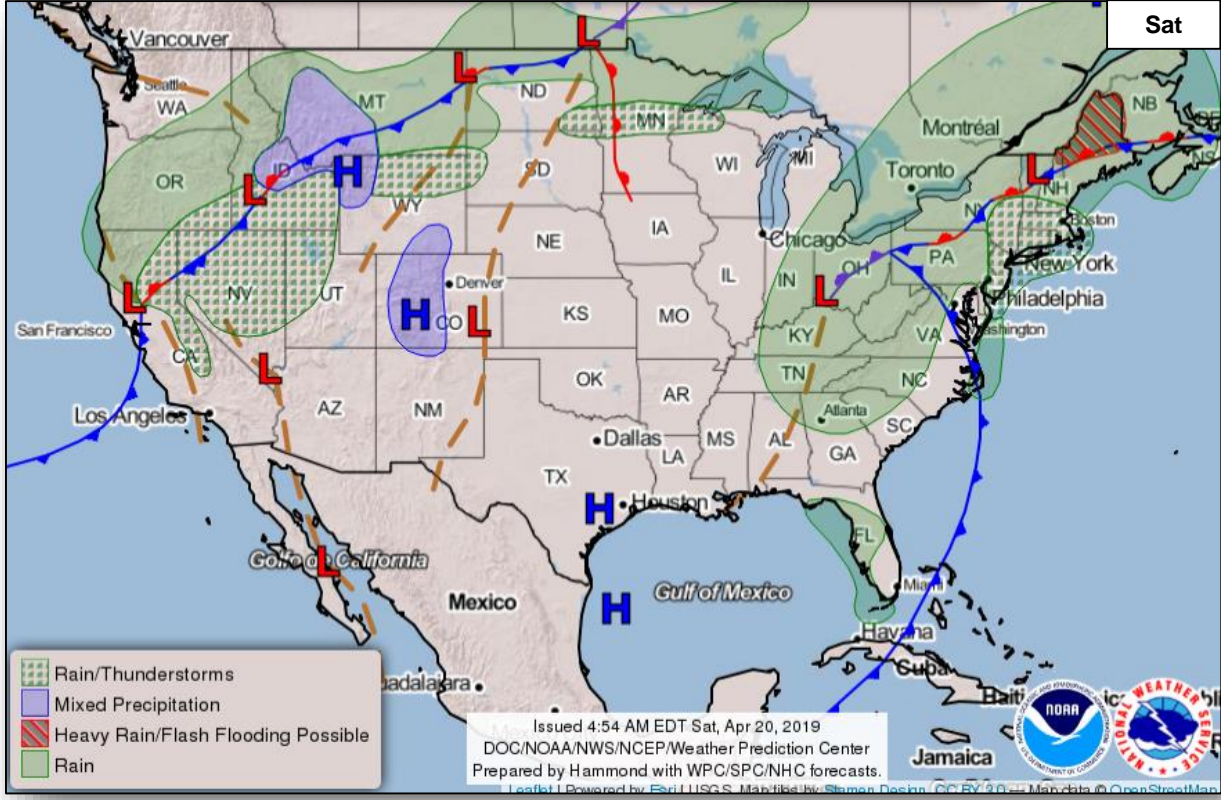
Tropical Activity: No activity affecting U.S. interests

Significant Weather:

- Heavy rain and flash flooding possible - Northeast
- Elevated and critical fire weather – AZ, NM, TX, OK and NE
- Red Flag Warning - AZ and NM

Declaration Activity: None

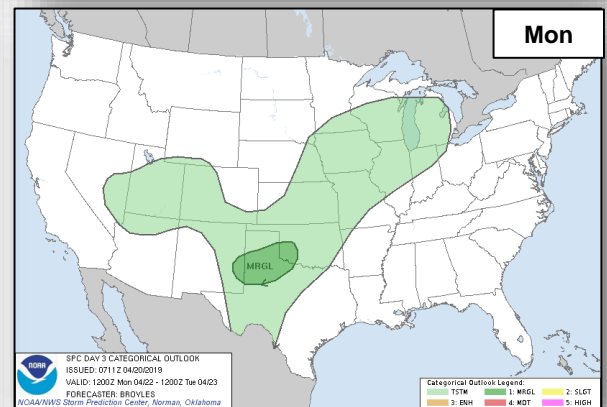
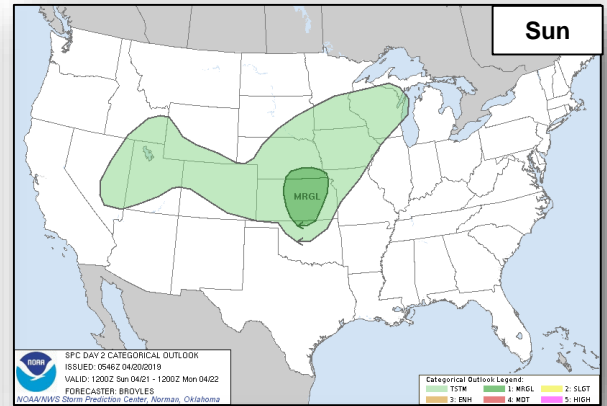
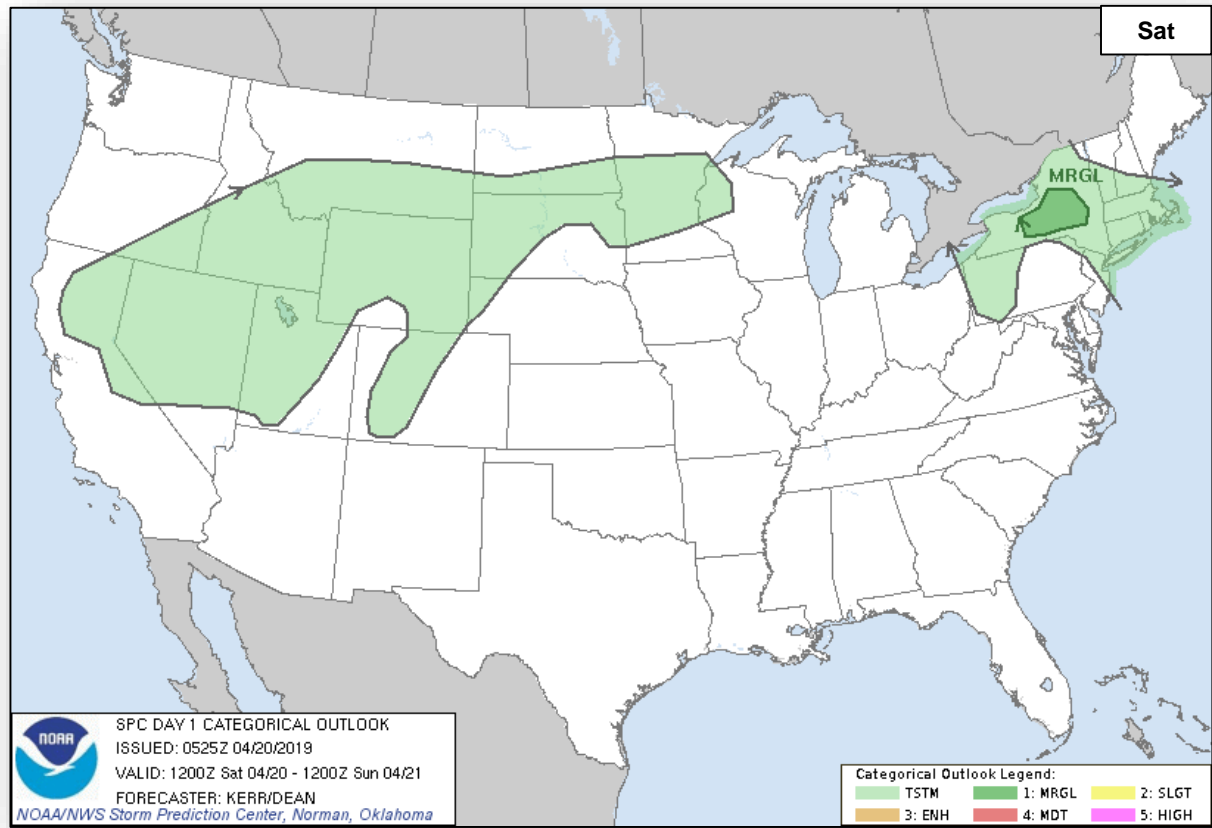
National Weather Forecast



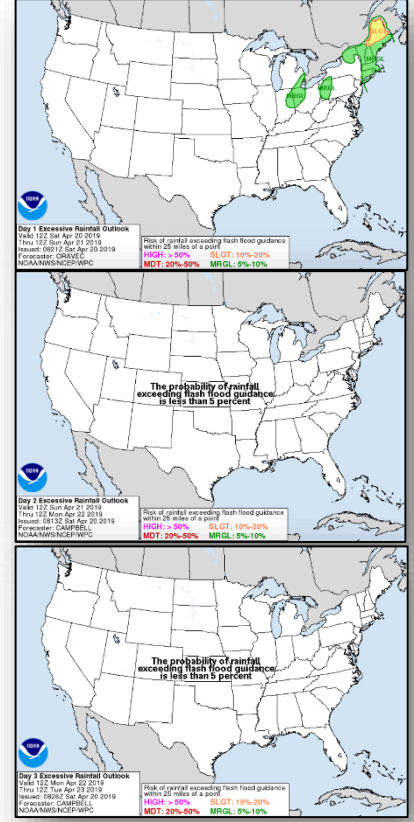
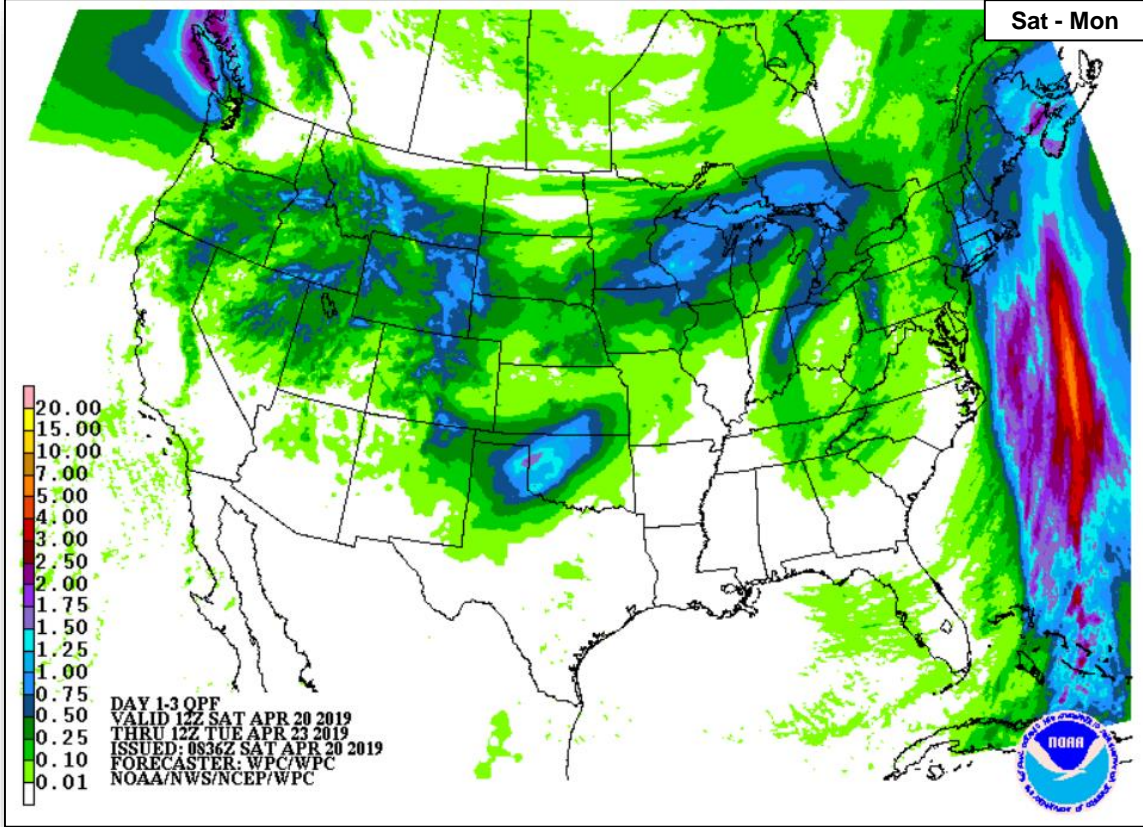
Severe Weather Outlook



FEMA



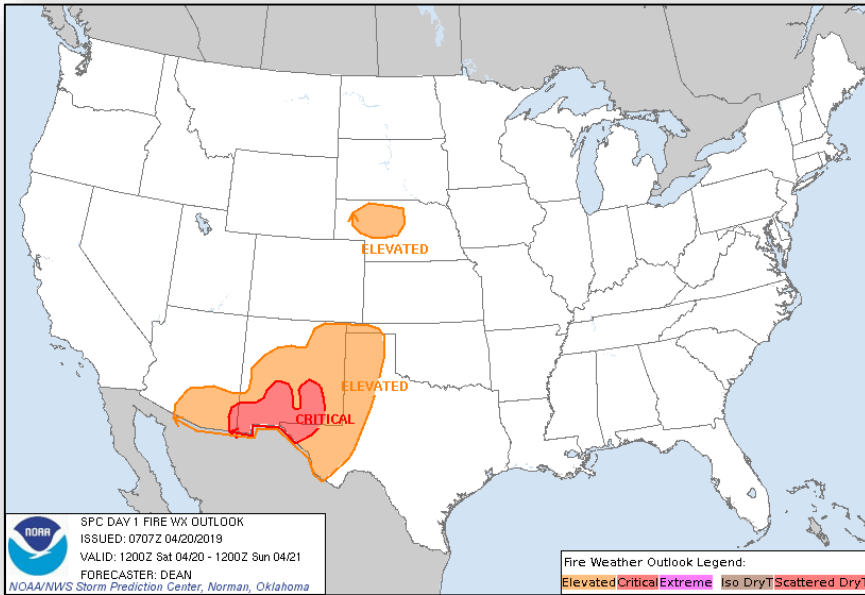
Precipitation Forecast



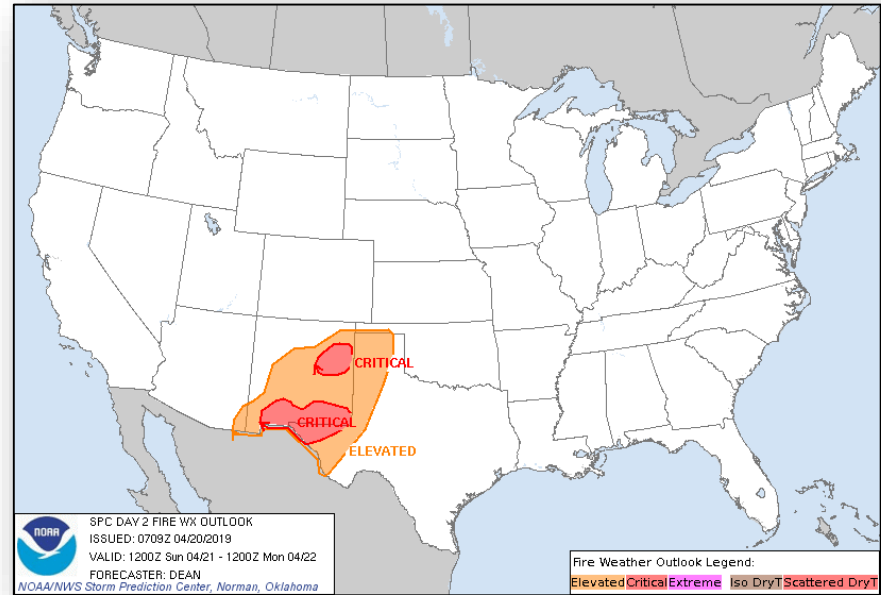
Fire Weather Outlook



FEMA



Saturday

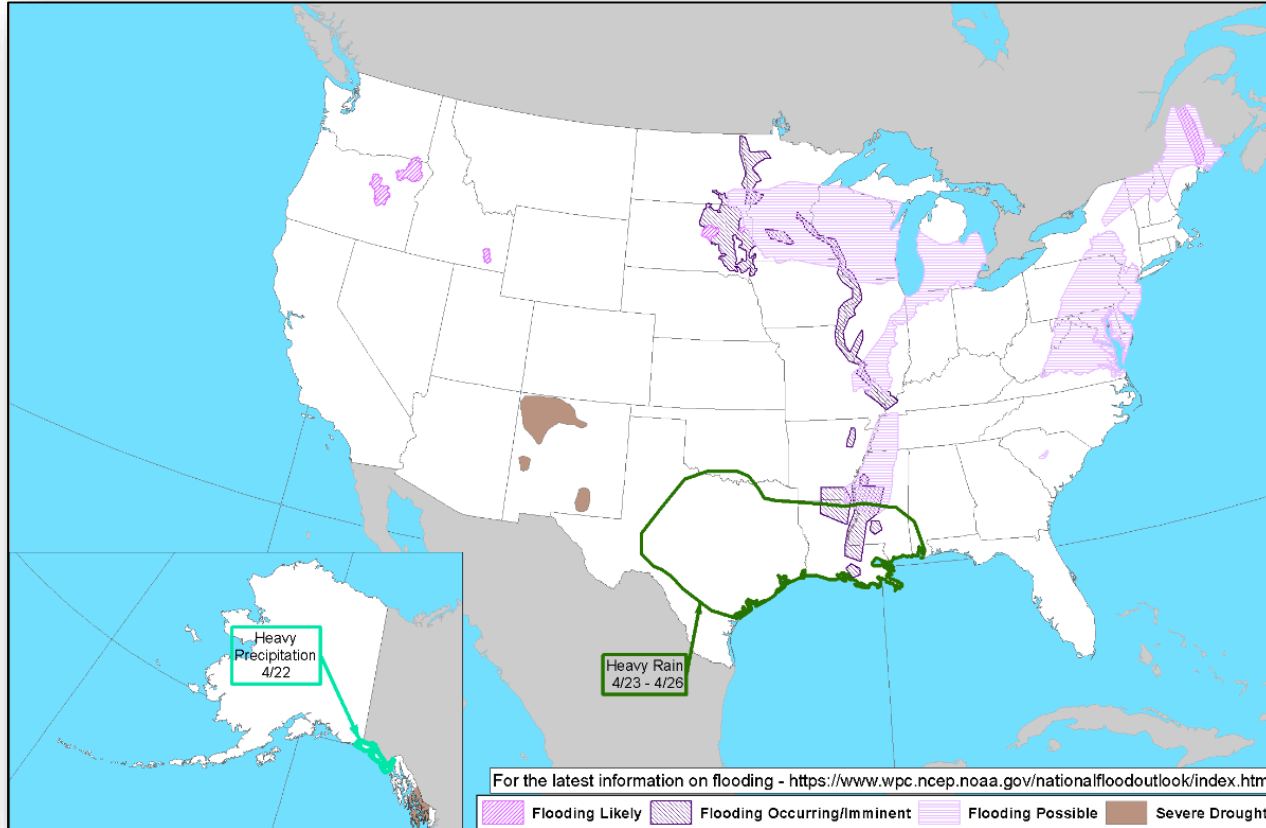


Sunday

Hazards Outlook – April 22-26



FEMA



Joint Preliminary Damage Assessments



FEMA

Region	State / Location	Event	IA/PA	Number of Counties		Start – End
				Requested	Complete	
I	VT	Flooding April 15, 2019	IA	0	0	N/A
			PA	7	0	TBD
III	DE	Severe Storms and Tornadoes April 15, 2019	IA	1	1	4/18 – 4/18
			PA	0	0	N/A
VI	TX	Severe Storms and Tornadoes April 13 – 15, 2019	IA	4 (+3)	0	4/19 – TBD
			PA	0	0	N/A
VII	MO	Severe Storms and Flooding March 11, 2019 and continuing	IA	5	2	4/10 – TBD
			PA	14	14	4/10 – 4/18
VIII	MT	Spring Storm and Flooding March 20 – April 10, 2019	IA	0	0	N/A
			PA	8	0	4/22 – TBD

Disaster Requests & Declarations



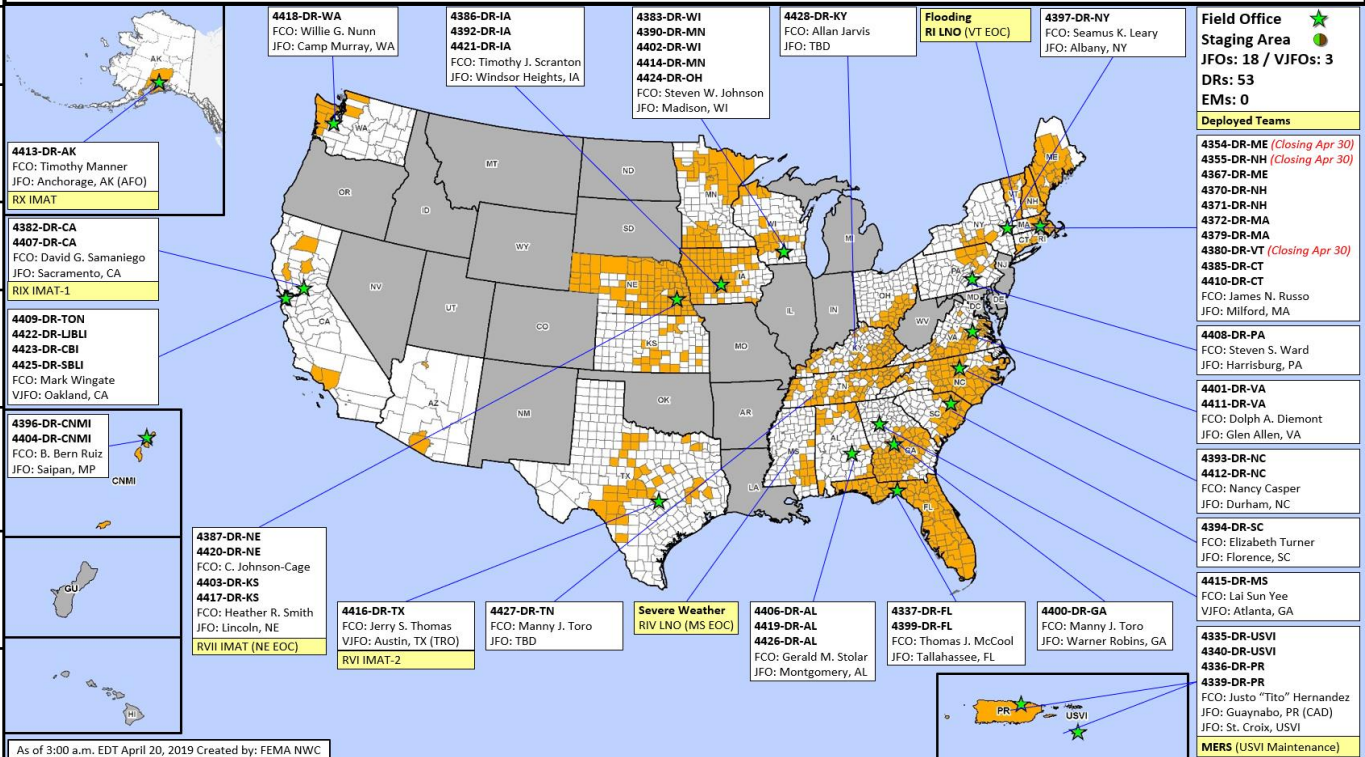
Declaration Requests in Process					Requests APPROVED (since last report)	Requests DENIED (since last report)
6	IA	PA	HM	Date Requested	0	0
MS – Severe Storms, Straight-line Winds, Tornado, and Flooding	X	X	X	March 21, 2019		
U.S. Territory of Guam – DR Super Typhoon Wutip		X	X	March 25, 2019		
Sac & Fox Tribe of the Mississippi in Iowa – DR Severe Storms and Flooding		X	X	April 11, 2019		
CA – DR Severe Winter Storms, Flooding, Landslides, and Mudslides		X	X	April 13, 2019		
CA – DR Severe Winter Storms, Flooding, Landslides, and Mudslides		X	X	April 13, 2019		
Federated State of Micronesia – Super Typhoon Wutip				April 17, 2019		

Readiness – Deployable Teams and Assets



National and Regional Resources	
IM Workforce	Strength: ▼ 12,992
	Available: ▼ 3,498 / 27%
	Other: 3,570
	Deployed: ▼ 5,854
N-IMAT	East: Available
	West: Available
	Crisis: Available
Regional IMAT (4-6 Teams)	Assigned: 13
	Available: 6
	PMC / NMC: 3 (-1)
	Deployed: 4 (-1)
N-ISB Teams (3 Teams)	Team A: Available
	Team B: Available
	Team C: Available
US&R (>66%)	Assigned: 28
	Available: 28 (+1)
	PMC / NMC: 0 (-1)
	Deployed: 0
MERS (>66%)	Assigned: 36
	Available: 36
	PMC / NMC: 0
	Deployed: 0
FCO (≤1 Type I)	Assigned: 29
	Available: 2 (-1)
	PMC / NMC: 0
	Deployed: 27 (+1)
FDRC (≥3)	Assigned: 12
	Available: 3
	PMC / NMC: 0
	Deployed: 9

Cadres with 25% or Less Availability
 EHP 9% (41/459); ER 11% (6/57); FL 15% (24/161); HM 18% (198/1,096); LOG 19% (257/1,328); NDRS 25% (69/275); OPS 18% (46/262); PA 8% (172/2,213); PLAN 16% (61/374); SAF 13% (7/55); SEC 19% (23/122)



FEMA Readiness – Activation Teams



FEMA

Status		Activated Team	Activation Level	Activation Times	Reason / Comments
NWC (5 Teams)	Steady State				
NRCC (2 Teams)	Activated	NRCS	ROC	Day shift	DHS Support Primary – Blue Team
HLT	Available				
RWC/MOCs (10 Regions)	Activated	Region I	Enhanced Watch	Day shift	VT Flooding
RRCCs (10 Regions)	Available				

Backup Regions: I, VIII, & V



FEMA

FEMA's mission is helping people before, during, and after disasters.

Click [here](#) to subscribe to this briefing.