

The Disaster Center is dedicated to the idea that disaster mitigation is cost effective and individuals pursuing their own interest are the greatest potential force for disaster reduction.

Please consider making a small donation to the Disaster Center



When disaster mitigation is cost effective, we are on the road to bringing disasters to an end.



FEMA

Daily Operations Briefing

Thursday, May 9, 2019

8:30 a.m. EDT

Significant Activity – May 8-9



FEMA

Significant Events: None

Tropical Activity:

- Atlantic: No activity affecting U.S. interests
- Western Pacific: Disturbance 92W - Medium chance of development
- Eastern Pacific Hurricane Season starts May 15
- Atlantic and Central Pacific Hurricane Season starts June 1; **22 days**

Significant Weather:

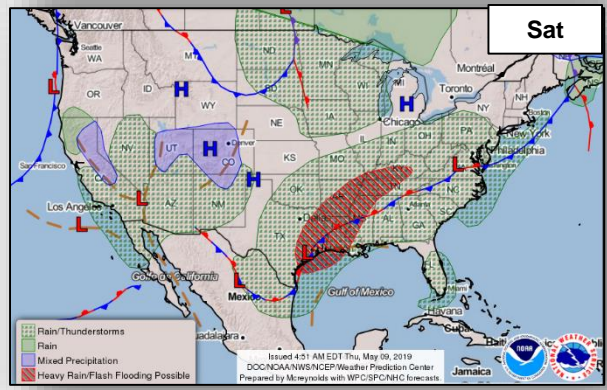
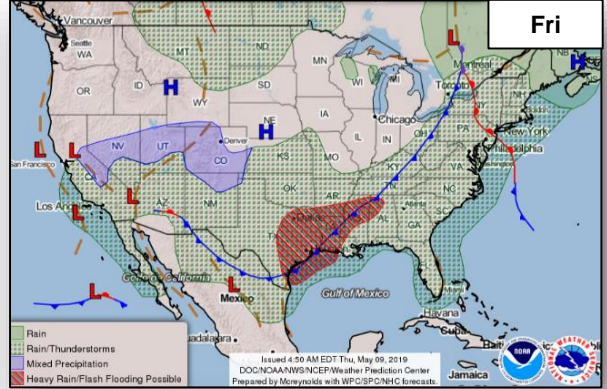
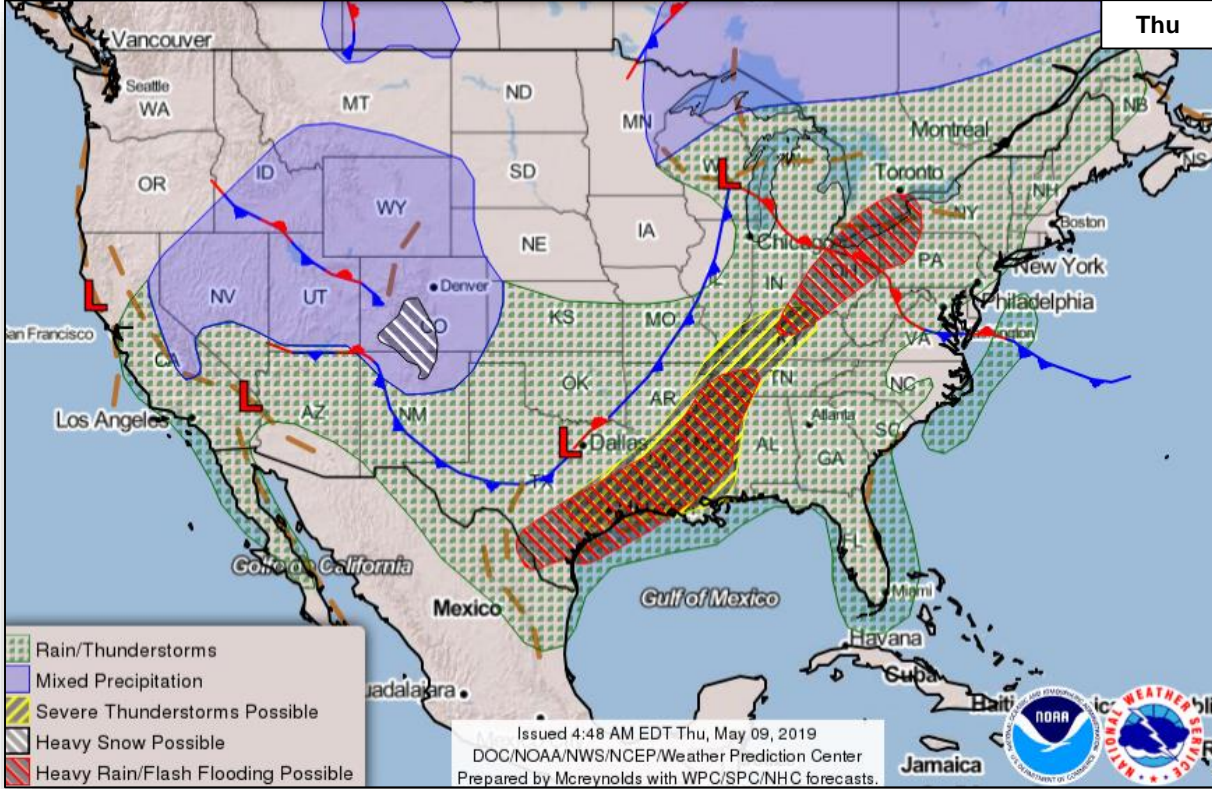
- Severe thunderstorms and Flash Flooding – Southern Plains to Ohio Valley and Great Lakes
- Elevated/Critical Fire Weather – Portions of WA, OR & ID

Declaration Activity:

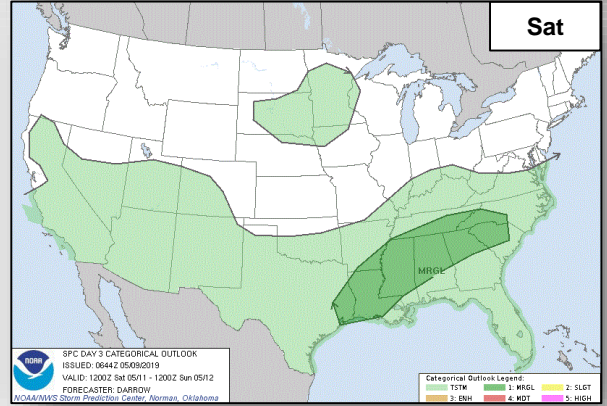
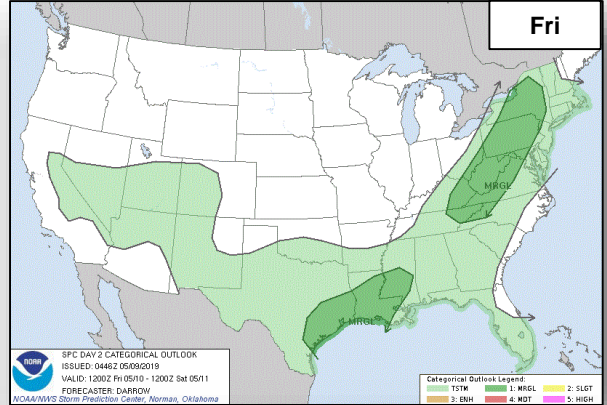
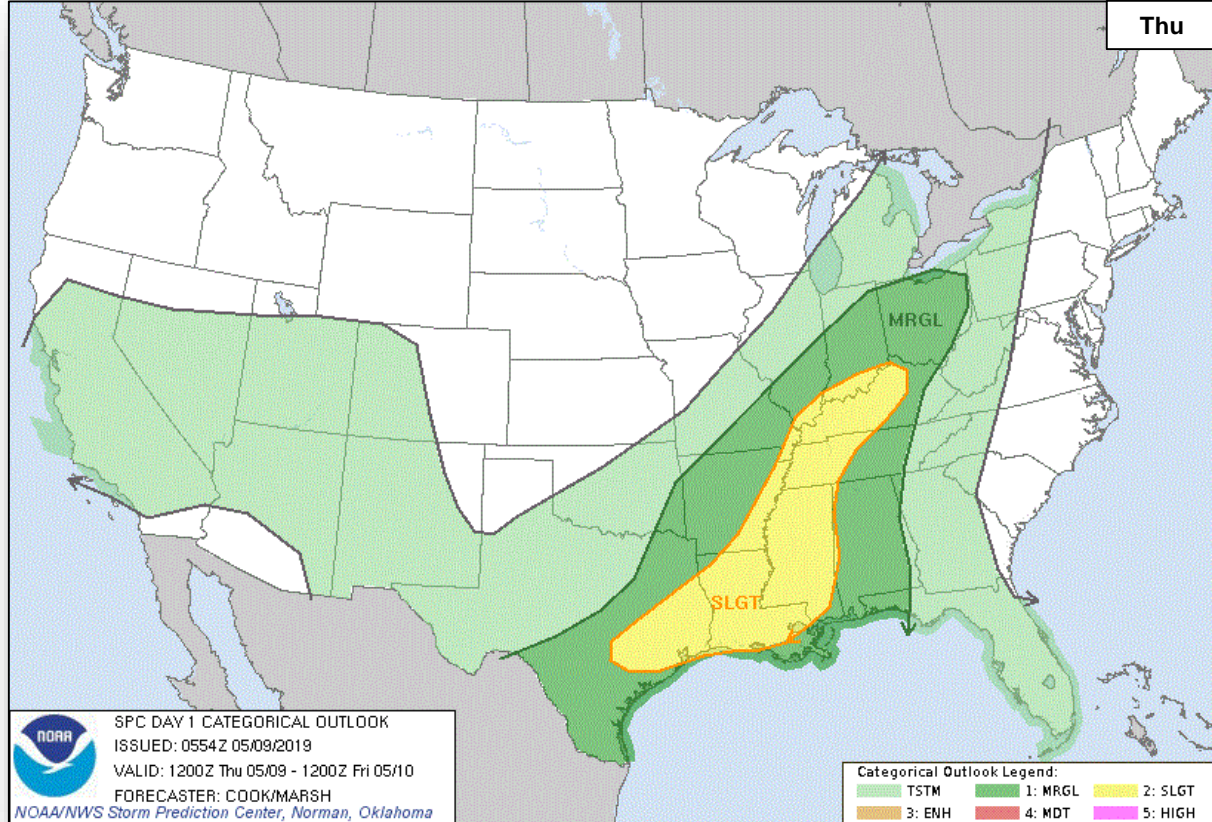
- Major Disaster Declaration approved - Guam
- Three Amendments for FEMA-4421-DR-IA and FEMA-4428-DR-KY

**Hurricane Season starts in
22 days**

National Weather Forecast



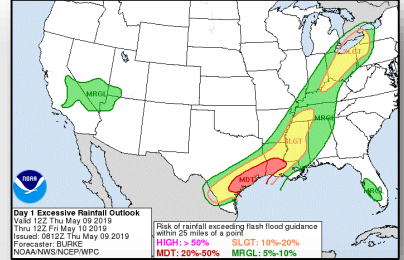
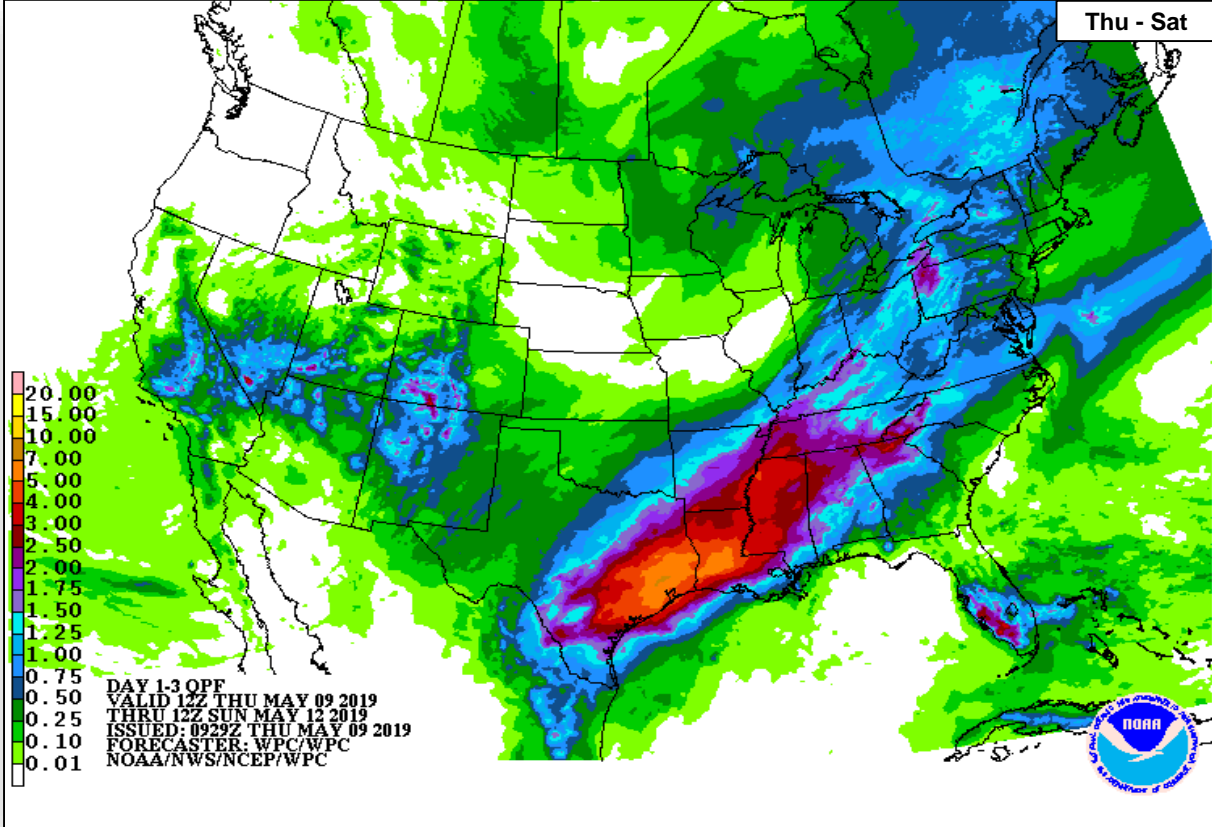
Severe Weather Outlook



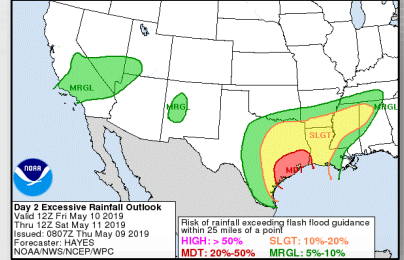
Precipitation Forecast



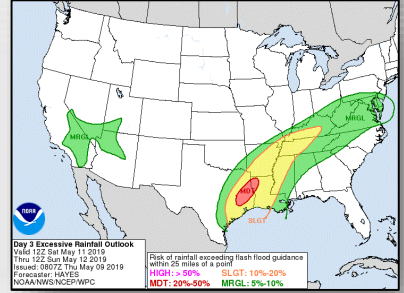
FEMA



Thu



Fri

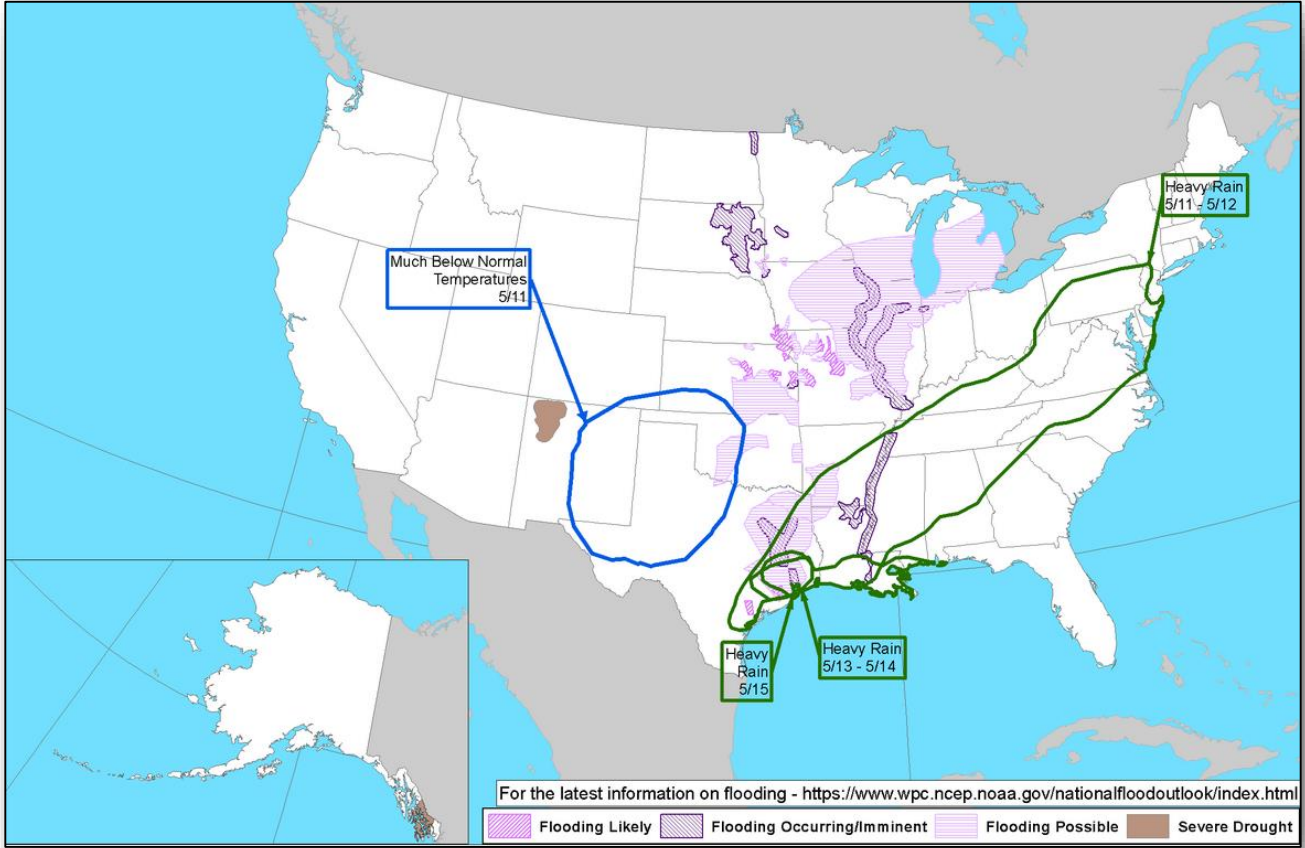


Sat

Hazards Outlook – May 11-15



FEMA



Joint Preliminary Damage Assessments



FEMA

Region	State / Location	Event	IA/PA	Number of Counties		Start – End
				Requested	Complete	
I	VT	Flooding April 15, 2019	IA	0	0	N/A
			PA	8	1	4/24 – TBD
V	MN	Severe storms and flooding March 12 – April 29, 2019	IA	0	0	N/A
			PA	50 & 4 Tribes	0	5/7 – TBD
VII	OTN*	Severe storms and flooding March 13, 2019 – April 1, 2019	IA	1	0	TBD
			PA	1	1	4/18 – 4/19
	PTN**	Severe storms and flooding March 13, 2019 – April 1, 2019	IA	1	0	TBD
			PA	1	1	4/17 – 4/17
VIII	SD	Severe winter storms and flooding March 13 – April 26, 2019	IA	6	3	5/6 – TBD
			PA	0	0	N/A
X	ID	Flooding April 7-12, 2019	IA	0	0	N/A
			PA	4 & 1 Tribe	0	5/6 – TBD
	OR	Flooding April 6-21, 2019	IA	0	0	N/A
			PA	5	0	5/13 - TBD

*Omaha Tribe of Nebraska

**Ponca Tribe of Nebraska

Declaration Approved



FEMA

FEMA-4433-DR-GU

- On May 7, 2019, a Major Disaster Declaration was approved for the U.S. Territory of Guam
- For Typhoon Wutip, during the period of February 23-25, 2019
- Provides:
 - Public Assistance for the entire territory
 - Hazard Mitigation for the entire territory
- FCO is Tracy A. Haynes



Disaster Requests & Declarations



Declaration Requests in Process					Requests APPROVED (since last report)	Requests DENIED (since last report)
4	IA	PA	HM	Date Requested	1	0
U.S. Territory of Guam – DR Super Typhoon Wutip		X	X	March 25, 2019	May 8, 2019	
CA – DR Severe Winter Storms, Flooding, Landslides, and Mudslides		X	X	April 13, 2019		
Federated States of Micronesia – Super Typhoon Wutip <i>*Request made pursuant to the Compacts of Free Association, not under Stafford Act</i>				April 17, 2019		
MO – DR Severe Storms, Straight-line Winds, and Flooding	X	X	X	April 24, 2019		
Navajo Nation – DR Snowstorms and Flooding		X	X	April 29, 2019		

Disaster Amendments



FEMA

Amendment	Date Issued	Action
Amendment No. 6 and 7 to FEMA-4421-DR-IA	May 8, 2019	Adds 10 counties for Public Assistance
Amendment No. 1 to FEMA-4428-DR-KY	May 8, 2019	Adds 1 county for Public Assistance

FEMA Common Operating Picture (New Format)

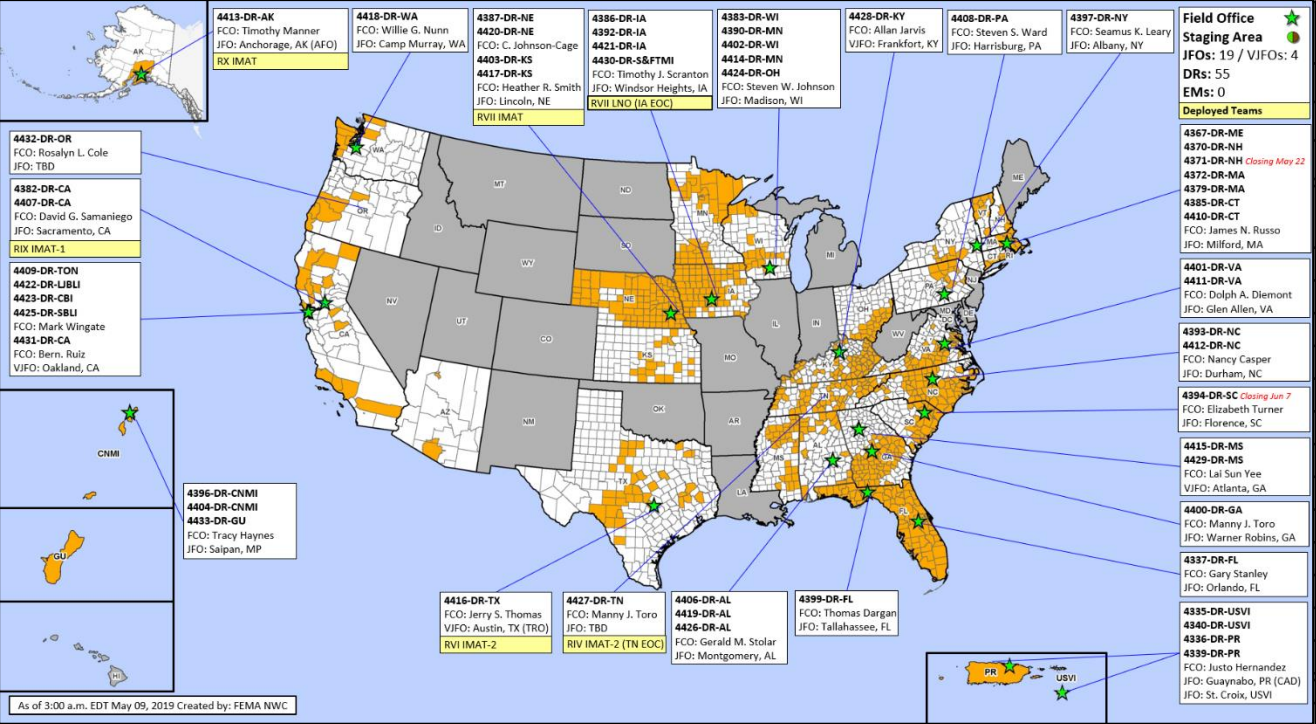


FEMA

FEMA HQ	
NWC	NRCC
Monitoring	GOLD Team

FEMA REGIONS		
WATCH	RRC	
Monitoring	I	Rostered
PMC	II	Rostered
Monitoring	III	Rostered
Monitoring	IV	Rostered
Monitoring	V	Rostered
Monitoring	VI	Rostered
Monitoring	VII	Rostered
Monitoring	VIII	Rostered
Monitoring	IX	Rostered
Monitoring	X	Rostered

Activation Details
 No activations
 RII: PMC (Manning)



N-IMATs	
= 3 Teams	
East	
West	
Crisis	

R-IMATs	
4-6 Teams	

I	
II	
III	
IV-1	
IV-2	TN
V	
VI-1	
VI-2	TX
VII	NE
VIII	
IX-1	CA
IX-2	
X	AK

FMC	PMC
NMC	Deployed

Team:	US&R	MERS	FCOs	FDRCs	WORKFORCE
Status	(>66%)	(>66%)	(≥ 9 Type I&II)	(≥3)	(Qualified w/ IM Title)
Assigned:	28	36	29	12	13,296 ▲
Unavailable	0	0	0	0	3,605
Deployed:	0	0	25	10	6,039 ▲
Available:	28	36	4	2	3,652 / 28% ▼

IM CADRE AVAILABILITY SUMMARY	
Cadres with 25% or Less Availability	
EHP	10% (50/485);
ER	10% (6/59);
FL	9% (14/153);
HM	19% (213/1131);
IT	25% (166/671);
LOG	19% (258/1334);
OPS	18% (47/264);
PA-NEW	6% (149/2428);
PLAN	18% (70/400);
SAF	11% (6/55);
SEC	0% (0/125)



FEMA

FEMA COP Format Explanation

FEMA HQ		
NWC	NRCC	
Monitoring	Blue Team	
FEMA REGIONS		
WATCH	RRCC	
Monitoring	I	Rostered
PMC	II	Level I
Monitoring	III	Level II
Monitoring	IV	Level III
Monitoring	V	Rostered
Enhanced	VI	Rostered
Monitoring	VII	Rostered
Monitoring	VIII	Rostered
Monitoring	IX	Rostered
Monitoring	X	Rostered
Activation Details		
RII: Example Serious Incident		
RIII: Example Severe Weather		
RIV: Example Hurricane Prep		
RVI: Example Flooding		

Activated Teams
 Depicts National/ Regional Watches/Response Coordination Center Status

Steady State Verbiage:

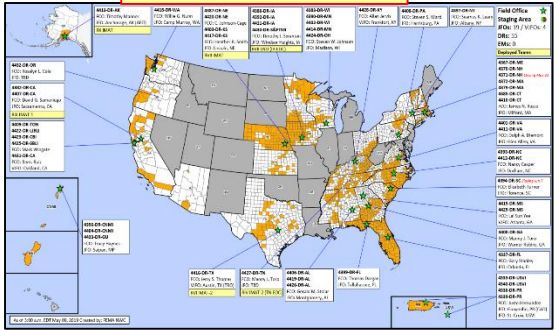
- Watches: "Monitoring"
- RRCCs: "Rostered"
- NRCC: "Team on Call"

Activated Team:

- Activation level identified
- Reason for activation outlined in "Activation Details"

Force Laydown Map

No change to Map



Deployable Teams/Assets

No change to Information

IMATs
 Depicts National/ Regional Assistance Teams Status

Stoplight colors:

- Next to the team identify individual team status.
- When deployed (blue) State/Territory abbreviation shows location; team is added to the map
- Overall team status color is a combination of all teams and will state reason under the title I.E. "R-IMATs are YELLOW due to 4-6 of 13 teams available"

N-IMATs	
= 3 Teams	
East	
West	
Crisis	
R-IMATs	
4-6 Teams	
I	
II	
III	
IV-1	
IV-2	TN
V	
VI-1	
VI-2	TX
VII	NE
VIII	
IX-1	CA
IX-2	
X	AK
FMC	PMC
NMC	Deployed

Team: Status	US&R (>66%)	MERS (>66%)	FCOs (≥ 9 Type I&II)	FDRCS (≥3)	WORKFORCE (Qualified w/ IM Title)
Assigned:	28	36	29	12	13,296 ▲
Unavailable	0	0	0	0	3,605
Deployed:	0	0	25	10	6,039 ▲
Available:	28	36	4	2	3,652 / 28% ▼

IM CADRE AVAILABILITY SUMMARY	
Cadres with 25% or Less Availability	
EHP 10% (50/485); ER 10% (6/59); FL 9% (14/153); HM 19% (213/1131); IT 25% (166/671); LOG 19% (258/1334); OPS 18% (47/264); PA-NEW 6% (149/2428); PLAN 18% (70/400); SAF 11% (6/55); SEC 0% (0/125)	

Hurricane Preparedness Week (May 5-11, 2019)



FEMA

Thursday, May 9 – Strengthen Your Home

Hurricane Preparedness Week is your time to prepare for a potential land-falling tropical storm or hurricane:

- If you plan to ride out the storm in your home, make sure it is in good repair and up to local hurricane building code specifications
- Many of these retrofits do not cost much or take as long to do as you may think
- Have the proper plywood, steel or aluminum panels to board up the windows and doors
- Remember, the garage door is the most vulnerable part of the home, so it must be able to withstand the winds

For more information about preparing for a hurricane see:

- [FEMA Mitigation](#)
- [FLASH: Prepare your home](#)
- [FLASH How-To Videos:](#)
- [Protect Your Home From Flooding Video \(English/Spanish\)](#)

MAY 9 - Strengthen Your Home
There is a lot you can do around your home to help protect it from the strong winds that come with hurricanes. Well ahead of the approaching storm, trim trees on your property, shop for approved window coverings, collect loose outdoor items, secure all doors on your property, and find a safe location for your vehicle.

 Cover windows

 Trim trees

 Secure loose outdoor items

 Secure all doors

 Move your car to a safe location

STRENGTHEN YOUR HOME.

  Hurricane Preparedness Week
May 5-11, 2019

Source: [National Hurricane Preparedness](#)

Atlantic Hurricane Season starts in 22 days



FEMA

FEMA's mission is helping people before, during, and after disasters.

Click [here](#) to subscribe to this briefing.