

The Disaster Center is dedicated to the idea that disaster mitigation is cost effective and individuals pursuing their own interest are the greatest potential force for disaster reduction.

Please consider making a small donation to the Disaster Center



When disaster mitigation is cost effective, we are on the road to bringing disasters to an end.



# FEMA

## Daily Operations Briefing

Monday, June 10, 2019

8:30 a.m. EDT

# Significant Activity – June 9-10



FEMA

## Significant Events:

- Flooding – Central U.S.

## Tropical Activity:

- Atlantic: No activity affecting U.S. interests
- Eastern Pacific: No significant activity affecting U.S. interests
- Central Pacific: No significant activity affecting U.S. interests
- Western Pacific: No significant activity affecting U.S. interests

## Significant Weather:

- Heavy rain and flash flooding possible – Southern Appalachians to Mid-Atlantic

## Declaration Activity:

- Major Disaster Declaration approved – Arkansas
- Amendment No. 1 to FEMA-4438-DR-OK

# Tropical Outlook – Five Day



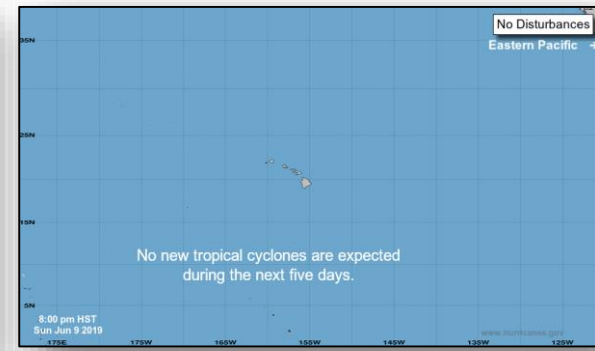
FEMA



***Atlantic***



***Eastern Pacific***



***Central Pacific***

# Flooding – Central U.S.



FEMA

## **Situation:**

Major flood levels expected to continue across the Midwest and Gulf Coast regions for weeks; the Mississippi River is slowly rising and will crest next week. Recent heavy rainfall caused quick rises to rivers in southeast TX, AR, and LA, but significant additional rain is not expected in the Middle Mississippi and Arkansas River Basin areas over the weekend.

## **Lifeline Impacts:**

### **Safety and Security**

- Levee breaches/overlapping: IL, IA, MO, AR, OK, and LA
- LA: Morganza Control Structure opening delayed indefinitely

### **Food, Water & Sheltering**

- 18 (-7) shelters open / 312 (-8) occupants (*ARC midnight shelter count, 10 JUN, 5:39 a.m. EDT*)
  - OK: 2 / 44 (-12)
  - MO: 8 (+1) / 48 (+7)
  - OH: 1 (-2) / 64 (+5)
  - AR: 5 (-2) / 156 (-8)
  - TX: 2 / 0
- Mandatory & voluntary evacuations: IL, OK, KS, MO, AR, & OH

### **Health & Medical**

- Fatalities / Injuries:
  - OK: 6 / numerous
  - OH: 1 / 7
  - AR: 1 / 0
  - KS: 3 / 56
  - LA: 1 / 5
  - MO: 9 / 20

## **Transportation**

- USCG closed portions of the Mississippi, Arkansas and Illinois Rivers
- Amtrak, Union Pacific and BNSF services suspended in some impacted areas; Freight cargo is being rerouted

## **Response:**

### **State/Local**

- Full Activation: AR EOC
- Partial Activation: KS, OH and IL EOCs
- Monitoring: MO, LA, and OK EOCs
- National Guard activated: IL, IA, MO, KS, OK, and AR

# Flooding – Central U.S.



FEMA

## Response (Continued):

### Federal Partners:

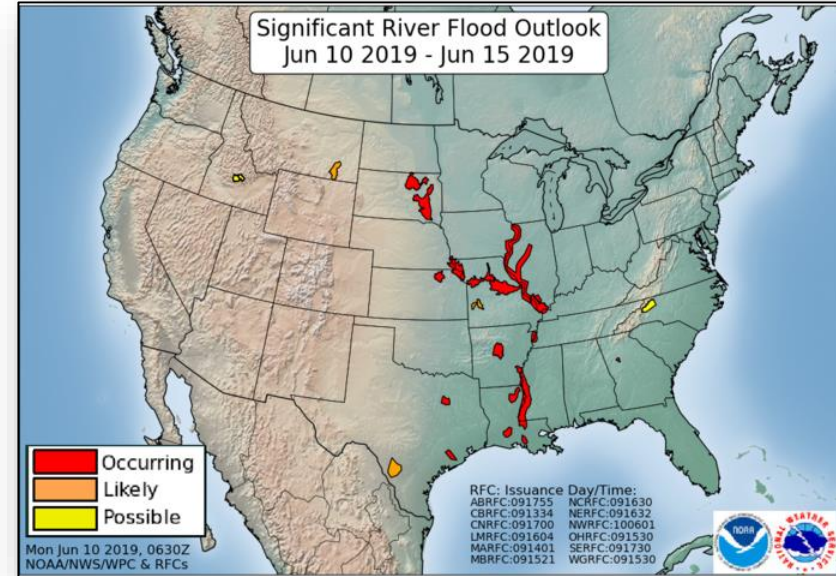
- USACE monitoring levees; sandbagging operations ongoing

### FEMA Regions:

- Region V: 1 LNO deployed to IL EOC
- Region VI:
  - RWC: Enhanced Watch (day shift only)
  - IMAT-1: Deployed to AR EOC
  - IMAT-2: Deployed to OK EOC
  - 1 LNO deployed to OK EOC; 2 LNOs deployed to AR EOC
- Region VII:
  - RWC: Enhanced Watch (day shift only)
  - IMAT: Deployed (EM-3412-KS)

### FEMA Headquarters

- NWC: Steady State, monitoring 24/7



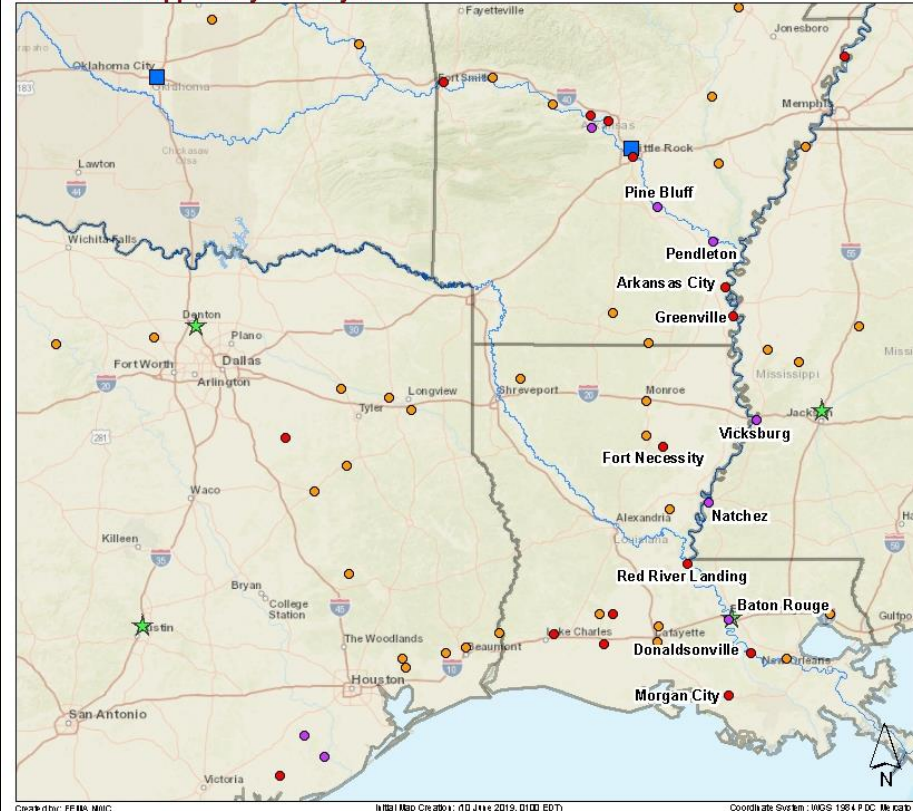
# Lower Mississippi Flood Forecast



FEMA

## Significant River Flood Outlook: (10 June 2019, 0100 EDT)

### Lower Mississippi Valley River System



**River Gauge Forecast  
June 10-12, 2019**

- IOF
- ★ JFO Locations
- Mississippi River System

**River Gauge Forecast  
June 10-12, 2019**

- Major Flooding
- Moderate Flooding
- Minor Flooding

AR	Pine Bluff – crested at major 6/6 *	↓
AR	Pendleton – crested at record 6/7 *	↓
AR / MS	Arkansas City – crested at moderate 6/9 *	→
AR / MS	Greenville – crested at moderate 6/9 *	→
LA / MS	Vicksburg – cresting at major 6/14	↑
LA / MS	Natchez – cresting at major 6/15	↑
LA / MS	Red River Landing – cresting at moderate 6/16	↑
LA / MS	Baton Rouge – cresting at major 6/17	↑
LA / MS	Donaldsonville – cresting at moderate 6/16	↑
LA	Ft Necessity – crested at moderate 6/10 *	↓
LA	Morgan City – crested at moderate 6/6 *	→

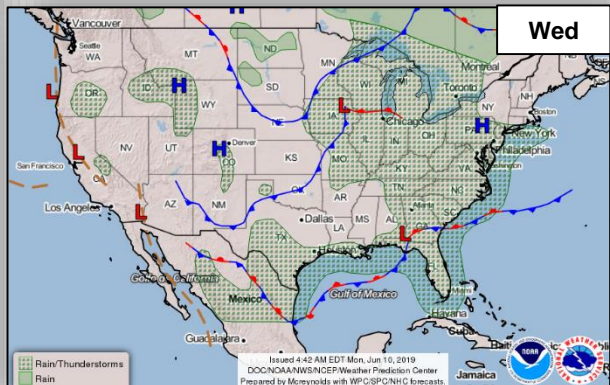
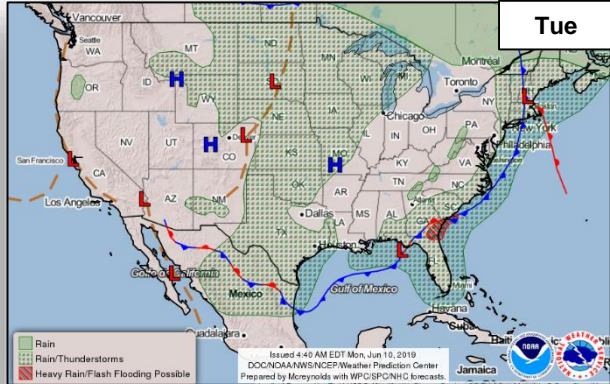
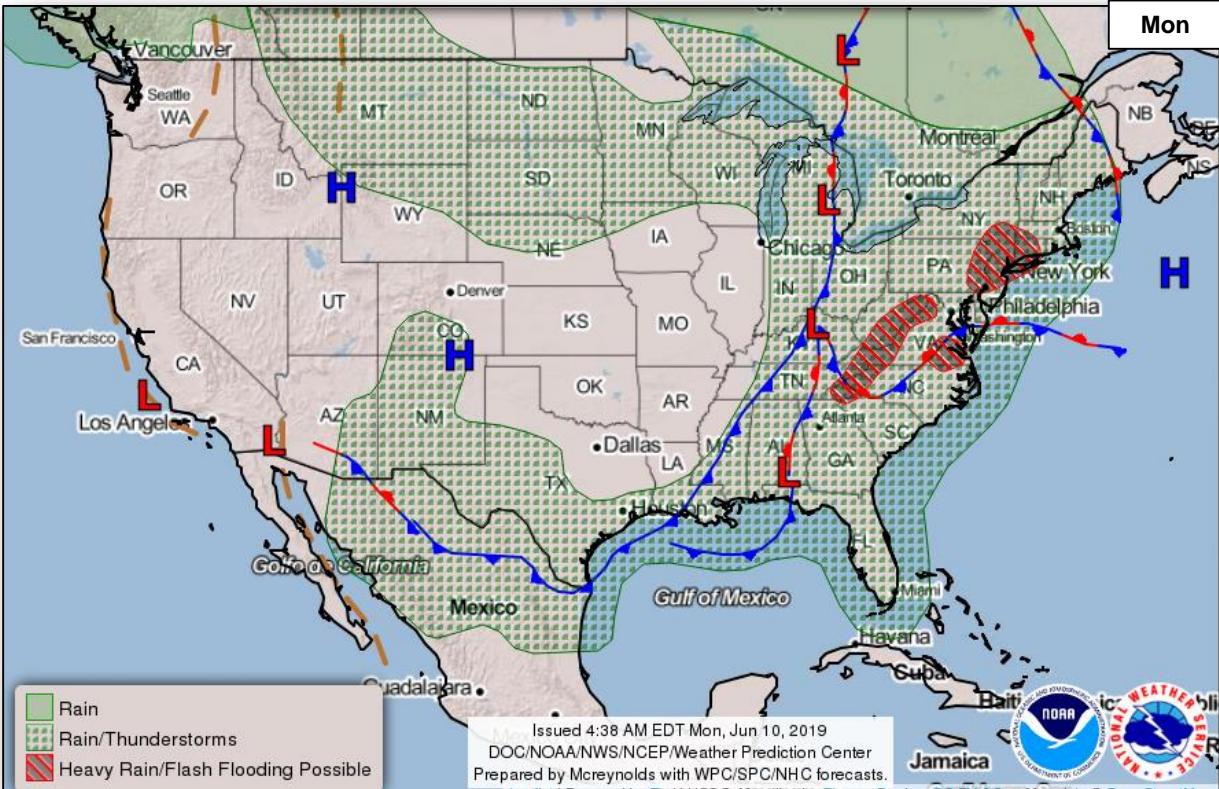
\* Previously crested



# National Weather Forecast



FEMA

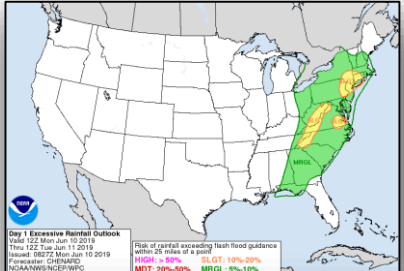
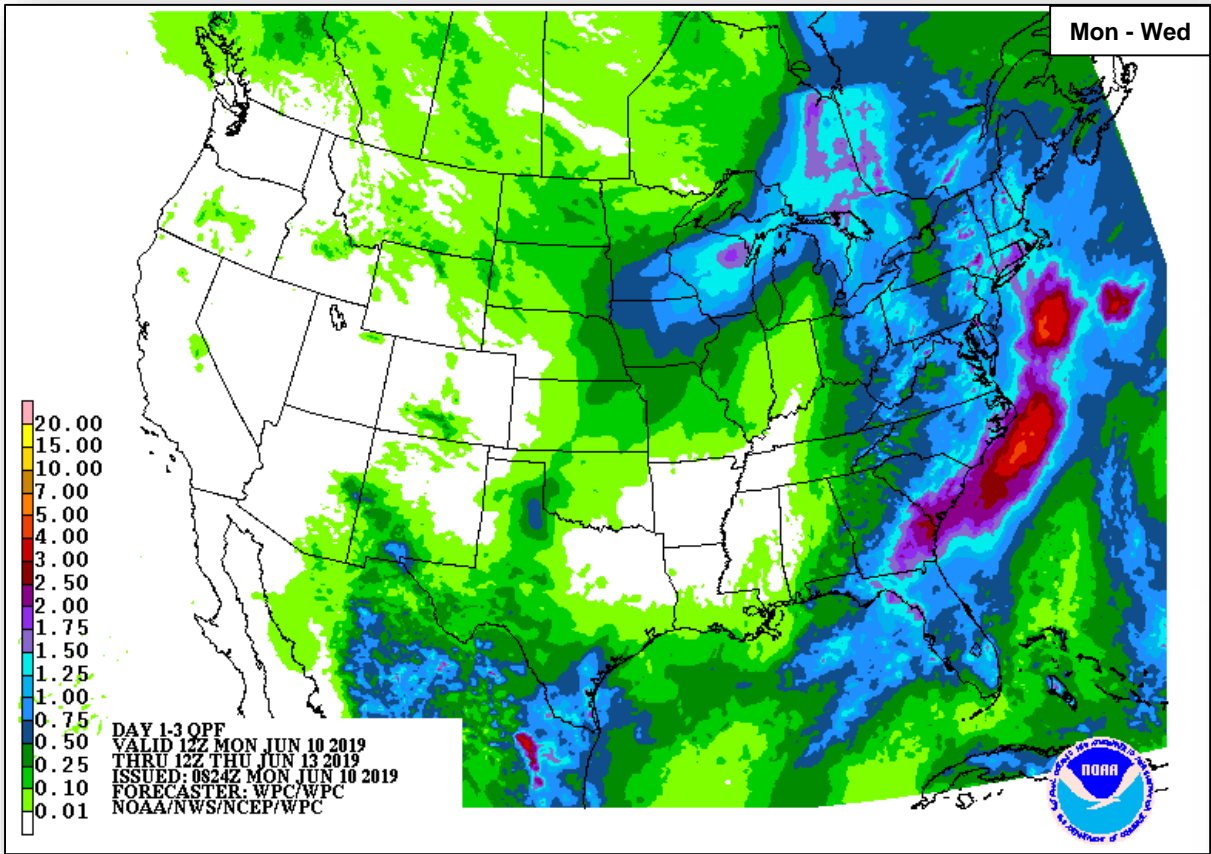




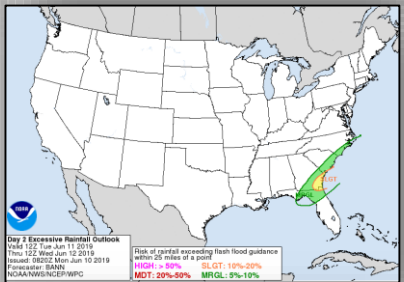
# Precipitation Forecast



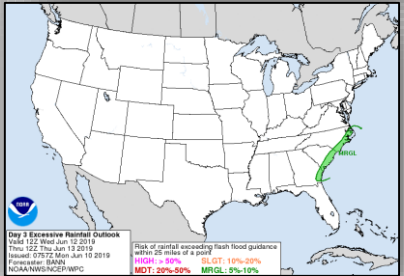
FEMA



Mon



Tue

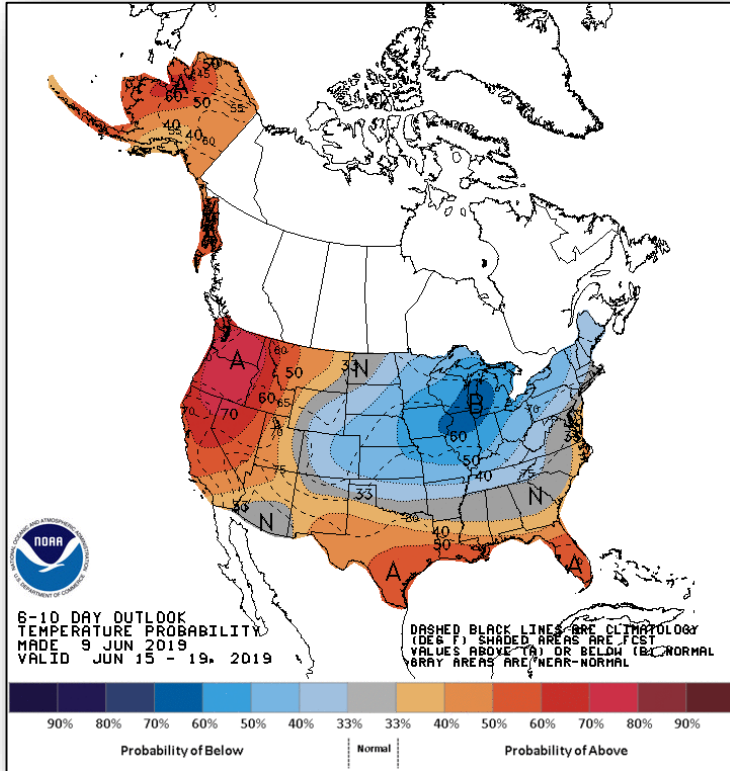


Wed

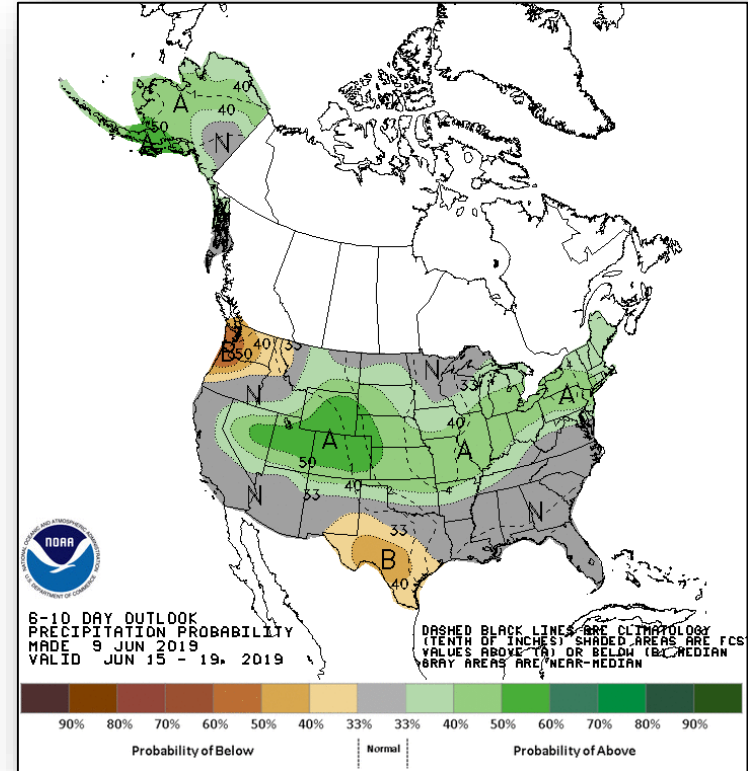
# Long Range Outlooks – June 15-19



FEMA



**6-10 Day Temperature Probability**



**6-10 Day Precipitation Probability**

# Joint Preliminary Damage Assessments



FEMA

Region	State / Location	Event	IA/PA	Number of Counties		Start – End
				Requested	Complete	
VI	AR	Severe Storms and Flooding May 21, 2019	IA	8	2	6/5 – TBD
			PA	16	0	TBD
	OK	Severe Weather April 29, 2019	IA	14	10	6/7 – TBD
			PA	26	12	5/16 – TBD

# Disaster Requests & Declarations



FEMA

Declaration Requests in Process					Requests APPROVED (since last report)	Requests DENIED (since last report)
<b>5</b>	IA	PA	HM	Date Requested	<b>2</b>	<b>0</b>
ID – DR Severe Storms, Flooding, Landslides, and Mudslides		X	X	May 22, 2019		
ND – DR Flooding		X	X	May 24, 2019		
MN – DR Severe Winter Storm, Straight-line Winds, and Flooding		X	X	May 28, 2019		
VT – DR Severe Storm and Flooding		X	X	May 29, 2019		
PTN* – DR Severe Storms and Flooding		X	X	May 31, 2019		
AR – DR Severe Storms and Flooding	X	X	X	June 6, 2019	<b>June 8, 2019</b>	
SD – DR Severe Winter Storm, Snowstorm and Flooding	X	X	X	May 21, 2019	<b>June 7, 2019</b>	

*\*Ponca Tribe of Nebraska*

# Disaster Amendments



FEMA

Amendment	Date Issued	Action
Amendment No. 1 to FEMA-4438-DR-OK	June 8, 2019	Adds 7 counties for Individual Assistance (one of which was already designated for PA)



# FEMA Common Operating Picture

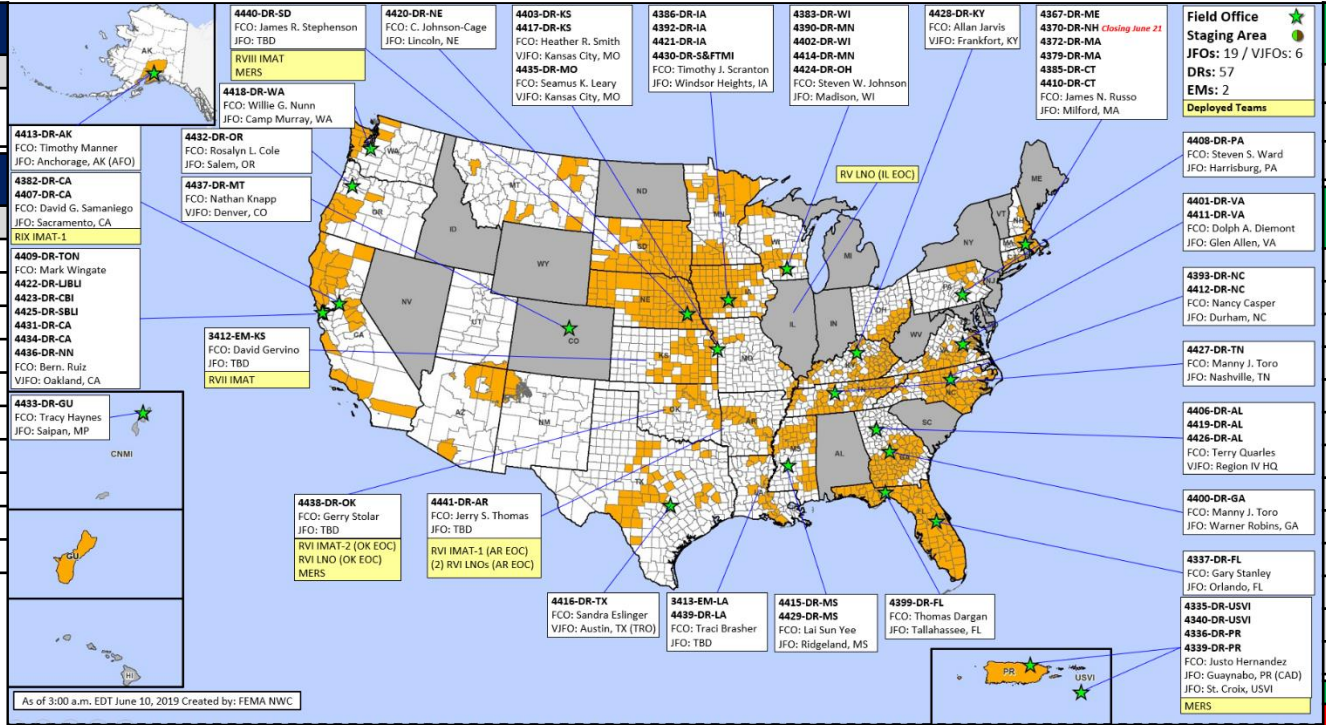


# FEMA

FEMA HQ	
<b>NWC</b>	<b>NRCC</b>
Monitoring	Blue Team

FEMA REGIONS		
WATCH	RRCC	
Monitoring	I	Rostered
Monitoring	II	Rostered
Monitoring	III	Rostered
Monitoring	IV	Rostered
Monitoring	V	Rostered
Enhanced	VI	Rostered
Enhanced	VII	Rostered
Monitoring	VIII	Rostered
Monitoring	IX	Rostered
Monitoring	X	Rostered

**Activation Details**  
 RVI: Severe Weather (day)  
 RVII: Severe weather (day)



N-IMATs	
3 Teams	
East	
West	
Crisis	

R-IMATs	
>7 Teams	
I	
II	
III	
IV-1	
IV-2	
V	
VI-1	AR
VI-2	OK
VII	KS
VIII	SD
IX-1	CA
IX-2	
X	

Team:	US&R	MERS	FCOs	FDRCs	IM WORKFORCE
Status	(>66%)	(>66%)	(≤1Type 1)	(≤1)	
Assigned:	28	36	29	12	13,422 ▼
Unavailable	0	0	0	1	3,816 ▼
Deployed:	0	3 (+2)	25	10	6,063 ▲
Available:	28	33 (-2)	4	1	3,543 / 26% ▲

IM CADRE AVAILABILITY SUMMARY	
Cadres with 25% or Less Availability	
EA 25% (128/516); EHP 4% (18/505); ER 8% (5/60); FL 12% (18/156); FM 23% (64/277); HM 21% (240/1161); IT 18% (120/671); LOG 20% (269/1321); OCC 15% (15/101); OPS 18% (49/268); PA 8% (203/2501); PLAN 15% (61/399); SAF 9% (5/53); SEC 14% (18/125)	

As of 3:00 a.m. EDT June 10, 2019 Created by: FEMA NWC



# FEMA

**FEMA's mission is helping people before, during, and after disasters.**

Click [here](#) to subscribe to this briefing.