

The Disaster Center is dedicated to the idea that disaster mitigation is cost effective and individuals pursuing their own interest are the greatest potential force for disaster reduction.

Please consider making a small donation to the Disaster Center



When disaster mitigation is cost effective, we are on the road to bringing disasters to an end.



FEMA

Daily Operations Briefing

Sunday, June 16, 2019

8:30 a.m. EDT

Significant Activity – June 15-16



FEMA

Significant Events: Flooding – Central U.S.

Tropical Activity:

- Atlantic – No activity affecting U.S. interests
- Eastern Pacific – No activity affecting U.S. interests
- Central Pacific – No activity affecting U.S. interests
- Western Pacific – No activity affecting U.S. interests

Significant Weather:

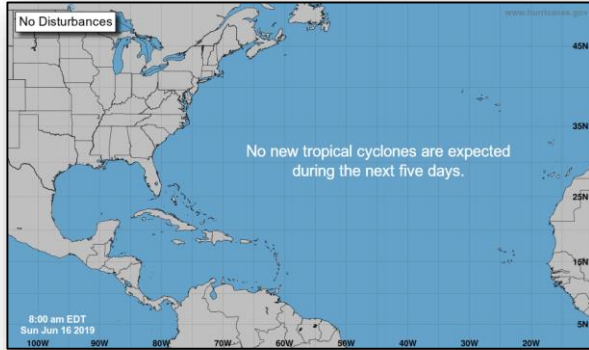
- Severe thunderstorms possible - Southern Plains and Southern Appalachians to Mid-Atlantic
- Heavy rain and flash flooding possible – Southern Plains and Lower Mississippi Valley; Ohio Valley to Southern Appalachians

Declaration Activity: None

Tropical Outlook – Five Day




FEMA



Atlantic



Eastern Pacific

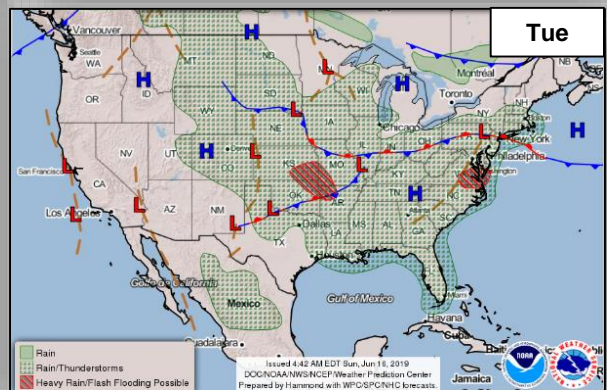
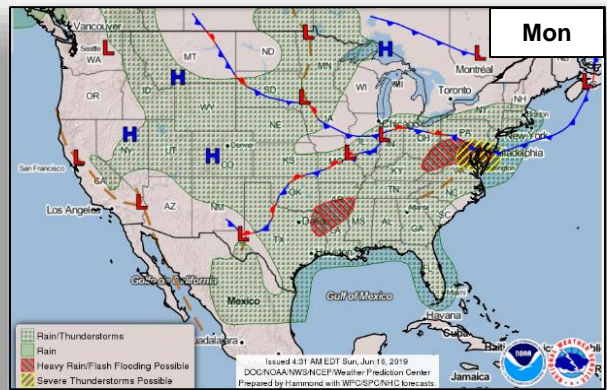
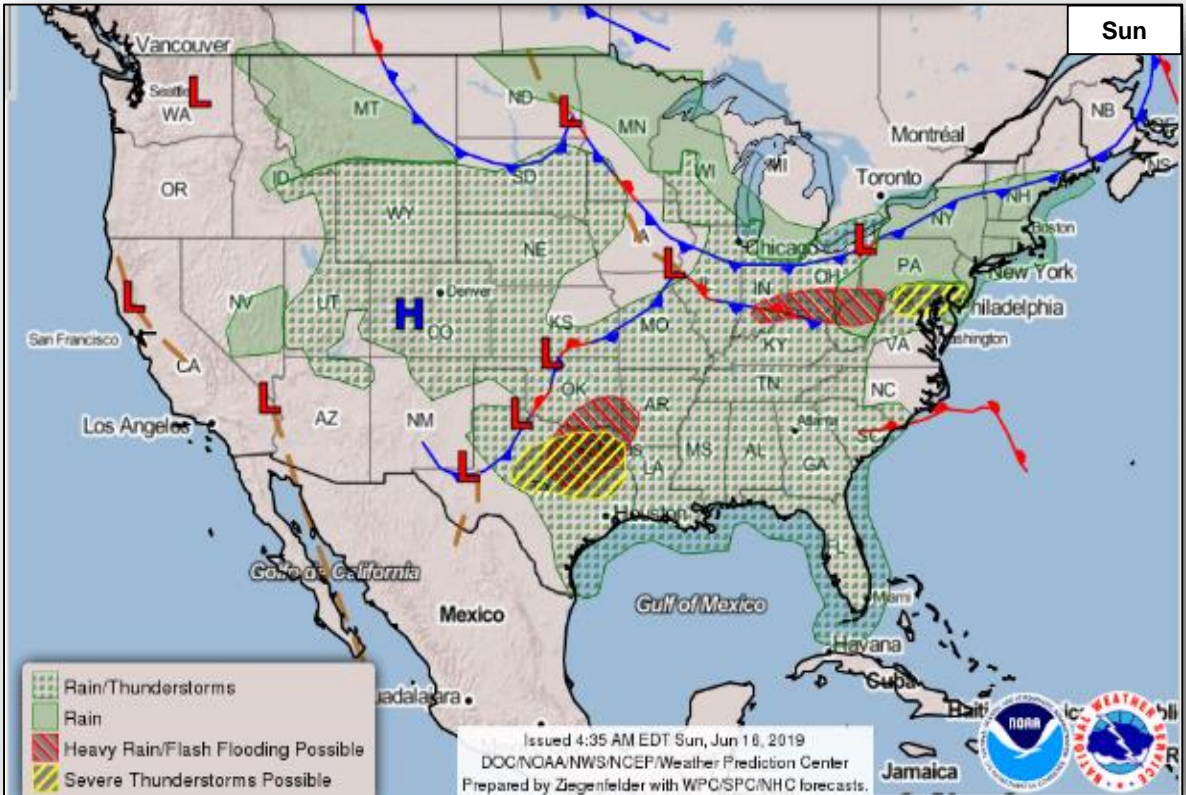


Central Pacific

National Weather Forecast



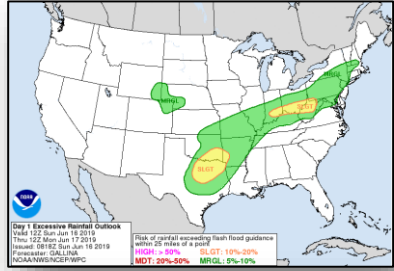
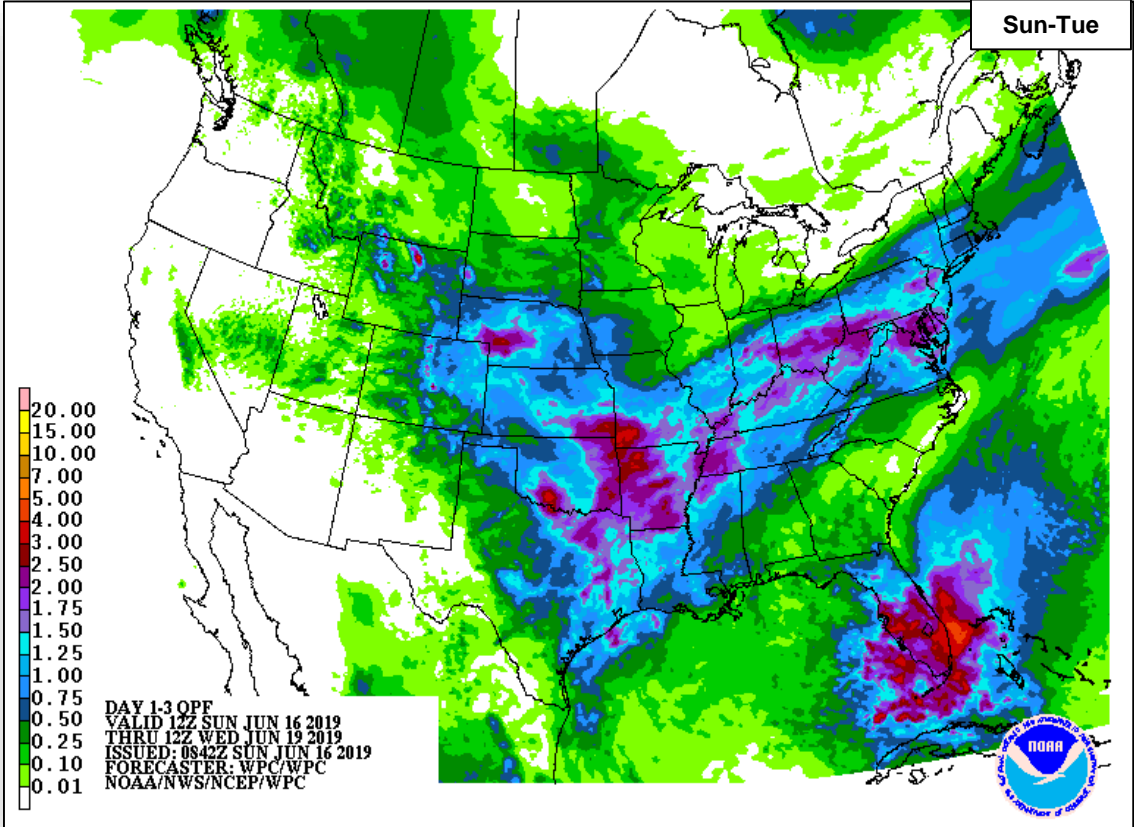
FEMA



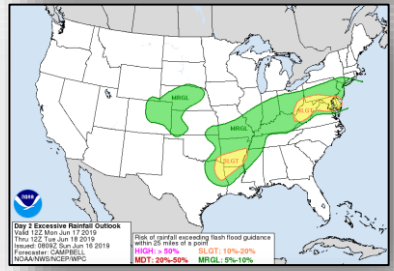
Precipitation Forecast



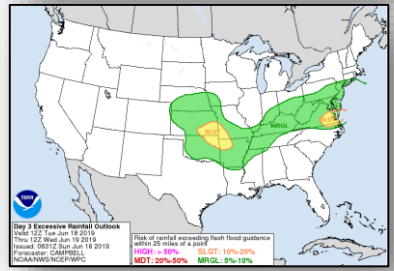
FEMA



Sun



Mon

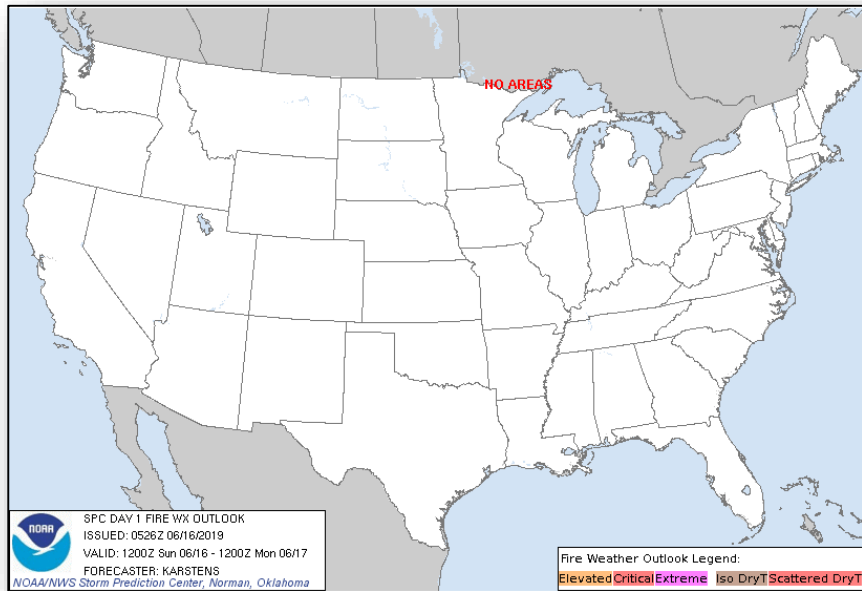


Tue

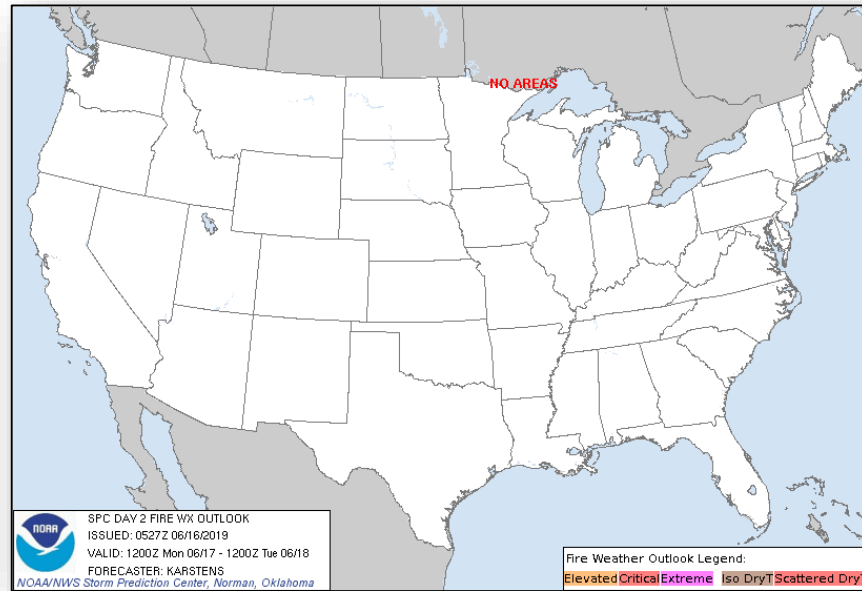
Fire Weather Outlook



FEMA

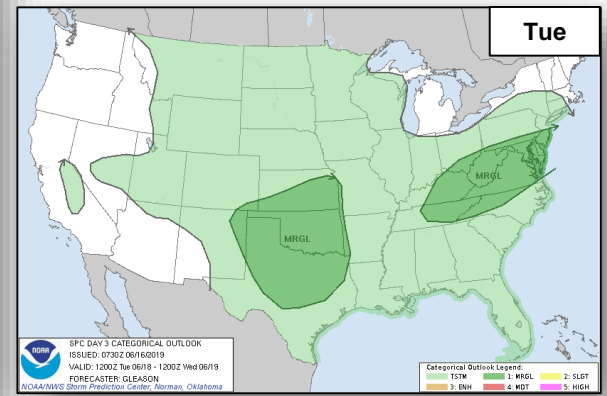
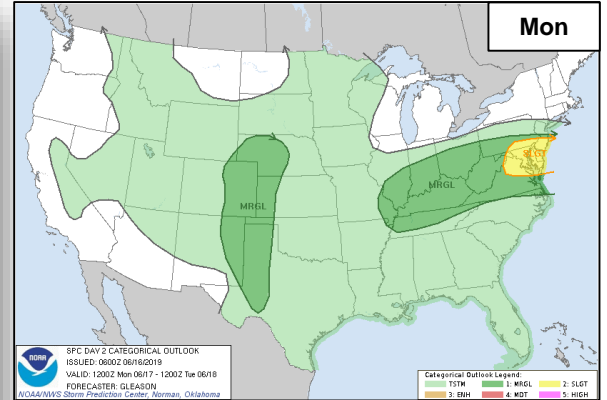
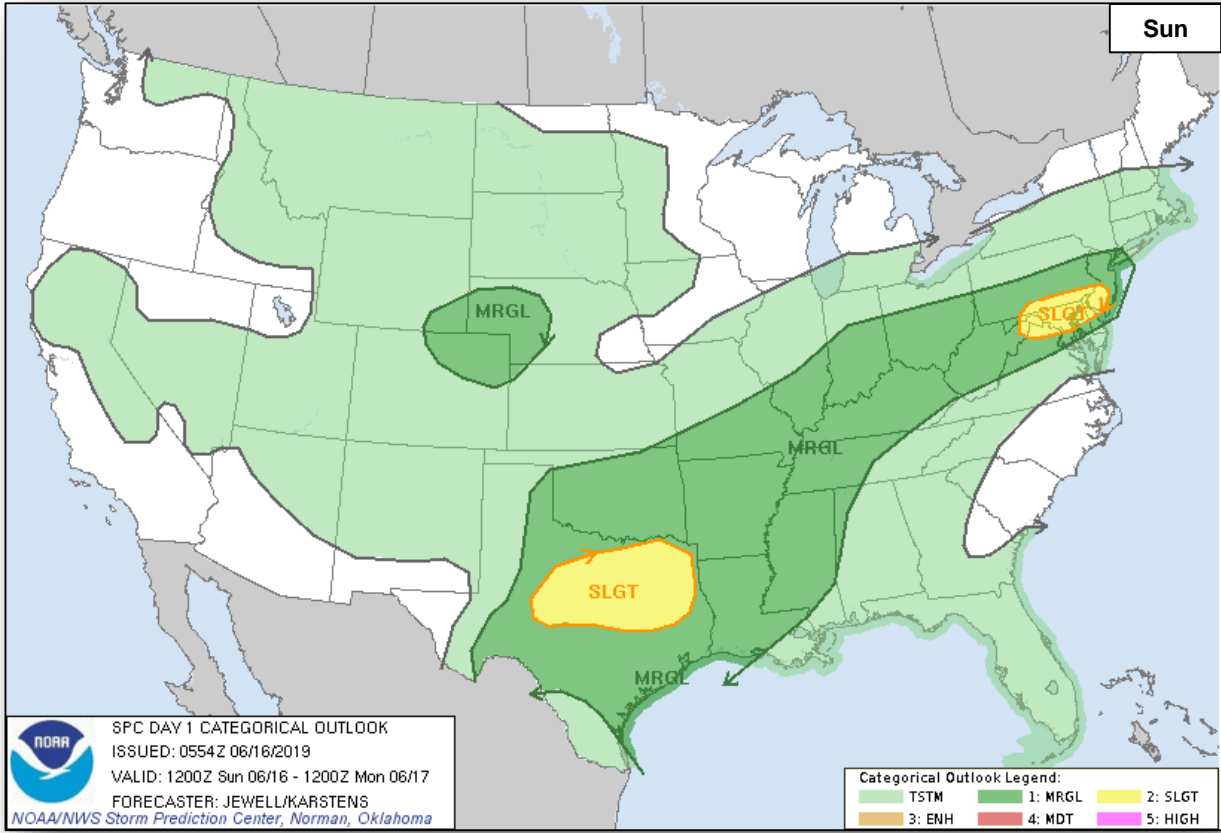


Sunday



Monday

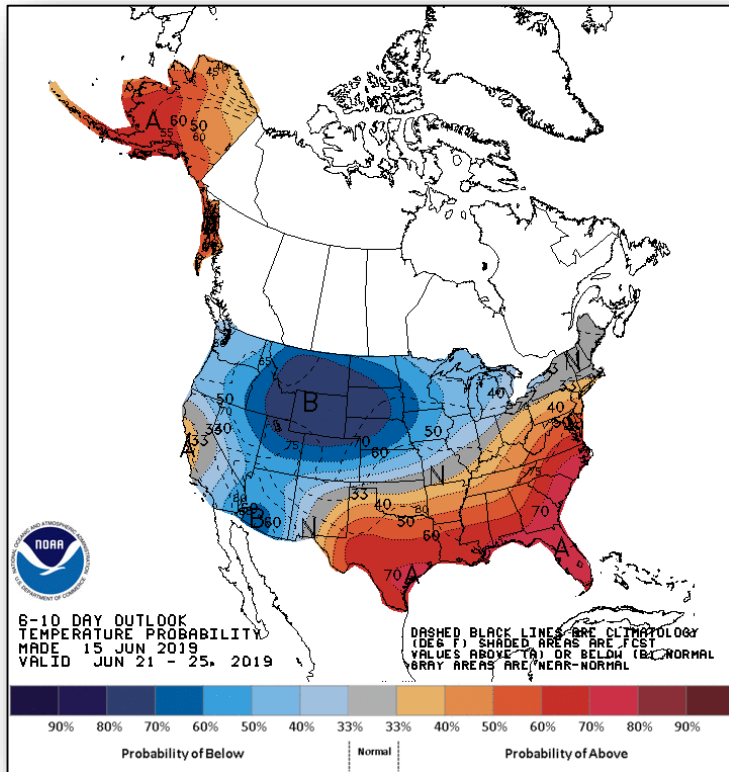
Severe Weather Outlook



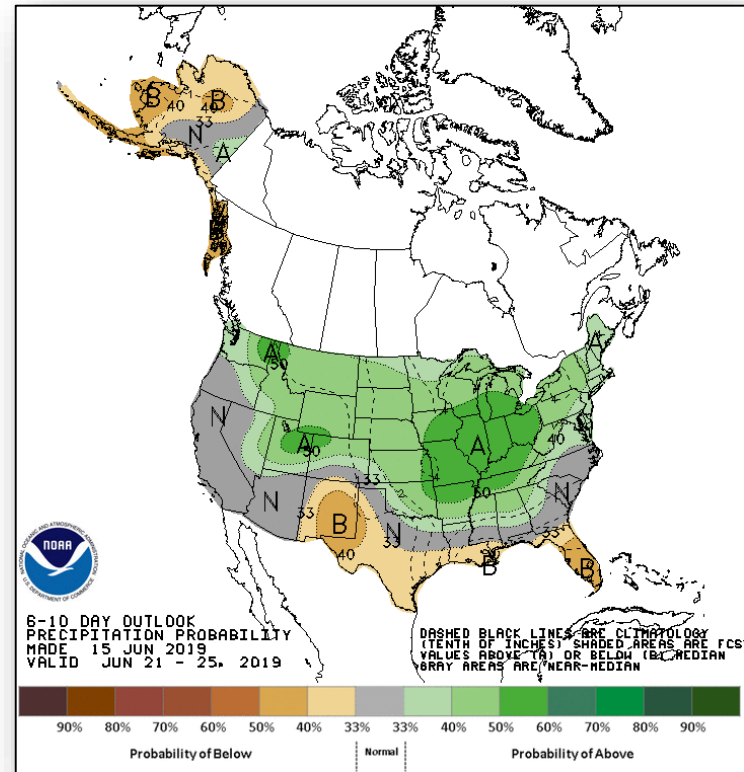
Long Range Outlooks – June 21-25



FEMA



6-10 Day Temperature Probability



6-10 Day Precipitation Probability

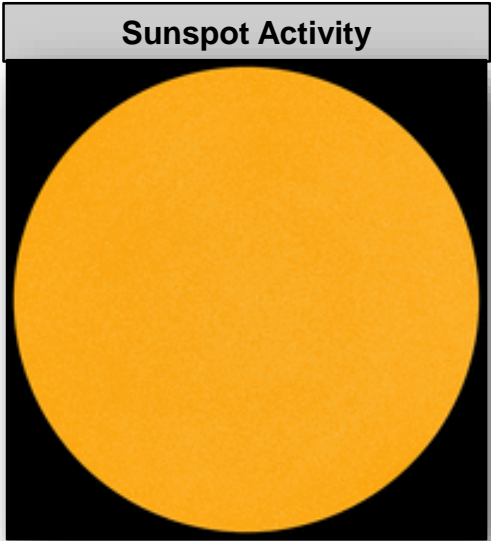
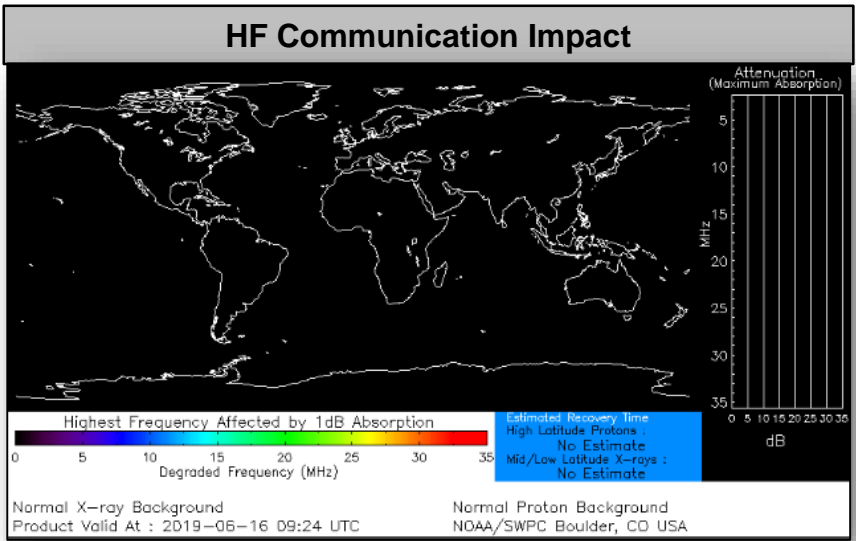
Space Weather



FEMA

	Space Weather Activity	Geomagnetic Storms	Solar Radiation	Radio Blackouts
Past 24 Hours	None	None	None	None
Next 24 Hours	None	None	None	None

For further information on NOAA Space Weather Scales refer to: <http://www.swpc.noaa.gov/noaa-scales-explanation>



Joint Preliminary Damage Assessments



FEMA

Region	State / Location	Event	IA/PA	Number of Counties		Start – End
				Requested	Complete	
VI	OK	Severe Weather April 29, 2019	IA	25	21	6/7 – 6/10
			PA	27	20	5/16 – TBD
	OK	Flooding May 7, 2019 and continuing	IA	0	0	N/A
			PA	52	11	6/12 – TBD
VII	MO	Severe Storms and Flooding April 29, 2019 and continuing	IA	42	0	6/12 – TBD
			PA	60	0	6/12 – TBD

Disaster Requests & Declarations

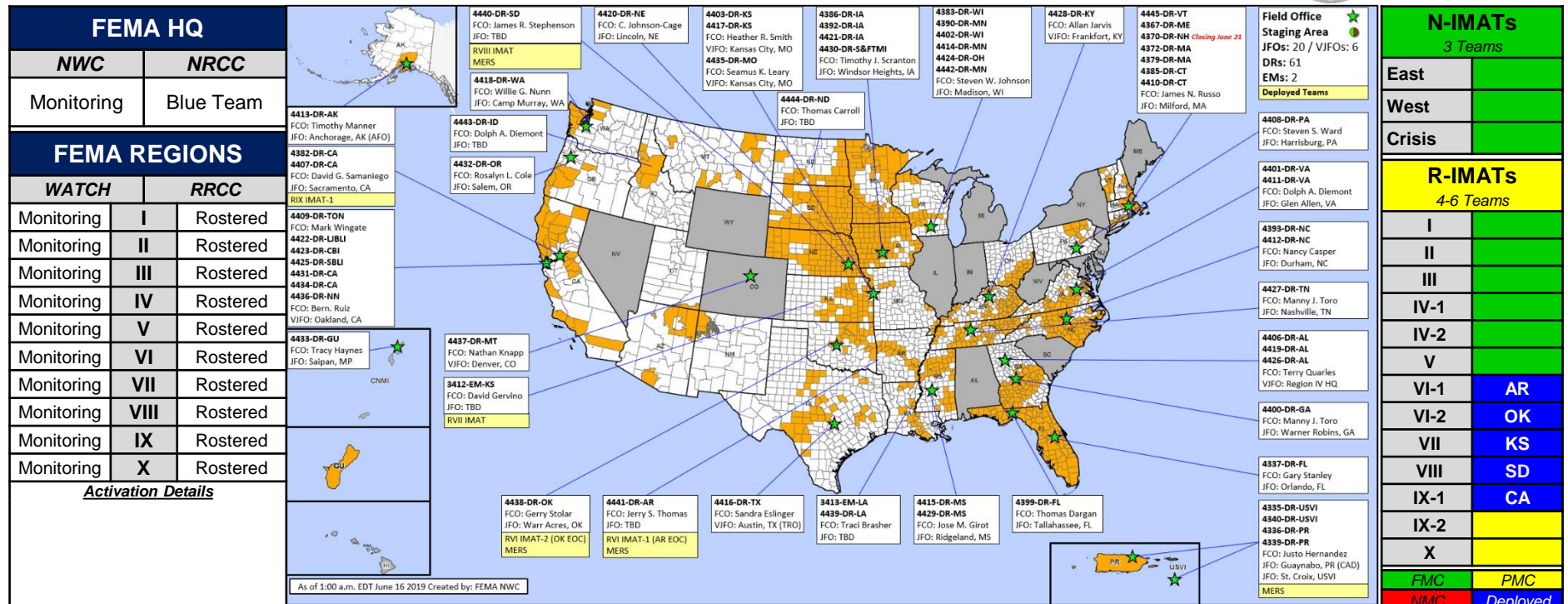


FEMA

Declaration Requests in Process					Requests APPROVED (since last report)	Requests DENIED (since last report)
6	IA	PA	HM	Date Requested	0	0
Oglala Sioux Tribe – DR Severe Storm, Snowstorm, and Flooding		X	X	May 23, 2019		
Ponca Tribe of Nebraska – DR Severe Storms and Flooding		X	X	May 31, 2019		
KS – DR Severe Storms, Straight-line Winds, Tornadoes, Flooding, Landslides, and Mudslides		X	X	June 7, 2019		
MI – DR Severe Storms and Flooding	X		X	June 10, 2019		
MS – DR Severe Storms, Straight-line Winds, Tornadoes, and Flooding		X	X	June 10, 2019		
OH – DR Severe Storms, Straight-line Winds, Tornadoes, Flooding, and Landslides	X		X	June 11, 2019		



FEMA Common Operating Picture



As of 1:00 a.m. EDT June 16 2019 Created by: FEMA NWC

FEMA HQ	
NWC	NRCC
Monitoring	Blue Team

FEMA REGIONS		
WATCH	RRCC	
Monitoring	I	Rostered
Monitoring	II	Rostered
Monitoring	III	Rostered
Monitoring	IV	Rostered
Monitoring	V	Rostered
Monitoring	VI	Rostered
Monitoring	VII	Rostered
Monitoring	VIII	Rostered
Monitoring	IX	Rostered
Monitoring	X	Rostered

Activation Details		

N-IMATs	
3 Teams	
East	
West	
Crisis	

R-IMATs	
4-6 Teams	
I	
II	
III	
IV-1	
IV-2	
VI-1	AR
VI-2	OK
VII	KS
VIII	SD
IX-1	CA
IX-2	
X	

Team:	US&R	MERS	FCOs	FDRCS	IM WORKFORCE
Status	(>66%)	(>66%)	(≤1Type 1)	(= 2)	
Assigned:	28	36	29	12	13,468 (NC)
Unavailable	0	0	1	1	3,868 ▲
Deployed:	0	6 (-1)	25	9	6,328 ▼
Available:	28	30 (+1)	3	2	3,272 / 24%▲

IM CADRE AVAILABILITY SUMMARY	
Cadres with 25% or Less Availability	
EA 23% (117/516); EHP 5% (25/515); ER 6% (4/68); FL 12% (19/156); FM 24% (65/277); HM 18%(208/1,166); IT 17% (115/672); LOG 17% (227/1,319); OCC 13% (13/101); OPS 20% (53/270); PA 7% (175/2,515); PLAN 12% (48/399); SAF 9% (5/53); SEC 14% (17/125)	

FMC	PMC
NMC	Deployed



FEMA

FEMA's mission is helping people before, during, and after disasters.

Click [here](#) to subscribe to this briefing.