

The Disaster Center is dedicated to the idea that disaster mitigation is cost effective and individuals pursuing their own interest are the greatest potential force for disaster reduction.

Please consider making a small donation to the Disaster Center



When disaster mitigation is cost effective, we are on the road to bringing disasters to an end.



# FEMA

## Daily Operations Briefing

Saturday, July 20, 2019

8:30 a.m. EDT

# National Current Operations & Monitoring



FEMA

## Significant Incidents or Threats:

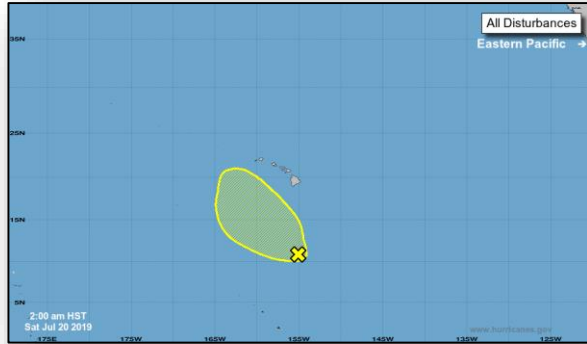
- Severe thunderstorms possible – [Central Plains; Middle Mississippi Valley to Great Lakes](#)
- [Heavy rain and flash flooding possible – Central Plains to Great lakes](#)
- Extreme heat – Central to Eastern U.S.

## Tropical Activity:

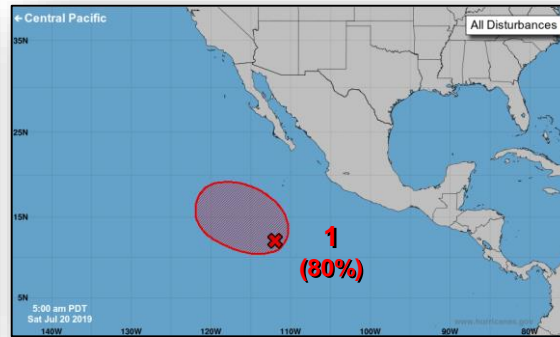
- Atlantic – Tropical cyclone formation is not expected during the next 5 days
- Eastern Pacific – No threat to U.S. interests
  - Disturbance 1: High (80%)
- Central Pacific – No activity affecting U.S. interests
  - Disturbance 1: Low (10%)
- Western Pacific – No activity affecting U.S. interests

**Declaration Activity:** [Amendment No. 14 to FEMA-4421-DR-IA](#)

# Tropical Outlook – Five Day



## Central Pacific



## Eastern Pacific



## Atlantic

### Disturbance 1 (as of 8:00 a.m. EDT)

- Several hundred miles SSE of the Big Island of Hawaii
- Formation chance through 48 hours: Low (10%)
- Formation chance through 5 days: Low (10%)

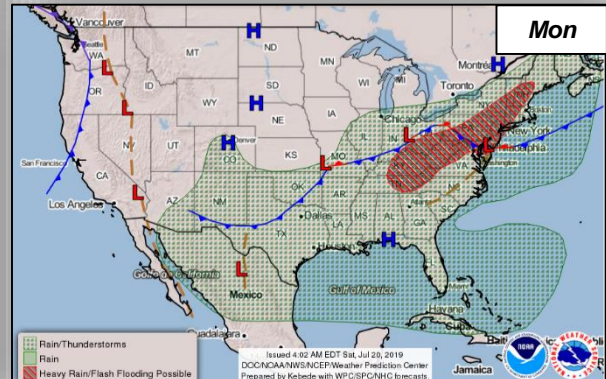
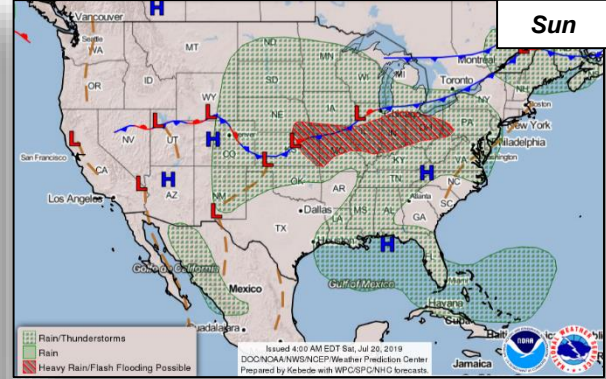
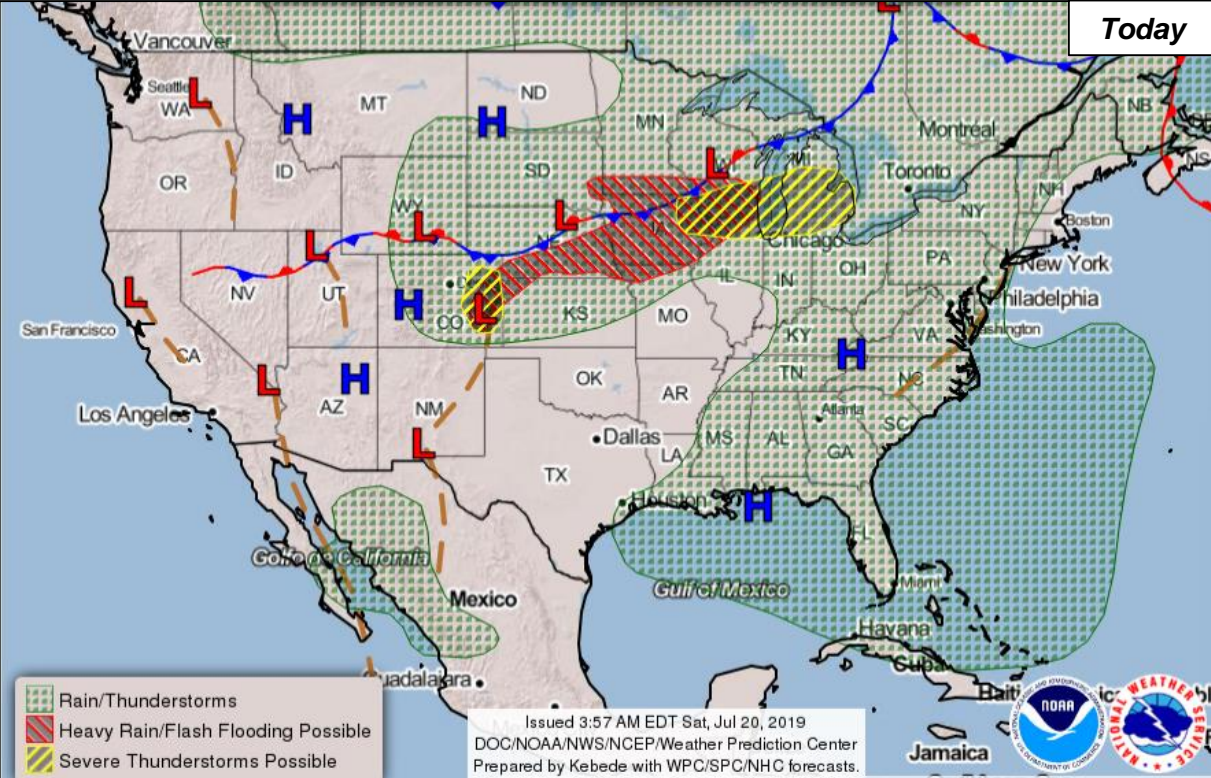
### Disturbance 1 (as of 8:00 a.m. EDT)

- Several hundred miles SSW of southern tip of Baja California
- Moving W to WNW at 10-15 mph
- Tropical depression is likely to form within the next few days
- Formation chance through 48 hours: **Medium (40%)**
- Formation chance through 5 days: **High (80%)**

Current Disturbances & 5 Day Cyclone Formation: < 40% | 40-60% | > 60%  
 Tropical / Sub-Tropical Cyclone: Depression | Storm | Hurricane | Post-Tropical Cyclone / Remnants

Potential track area: Day 1-3 | Day 4-5 | Watches: Hurricane | Trop Stm | Warnings: Hurricane | Trop Stm | Current wind extent: Hurricane | Trop Stm

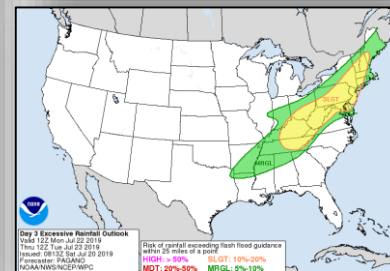
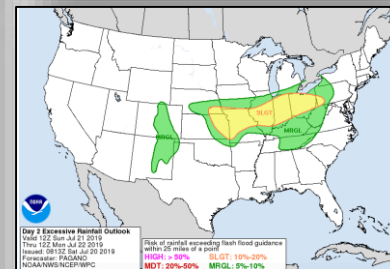
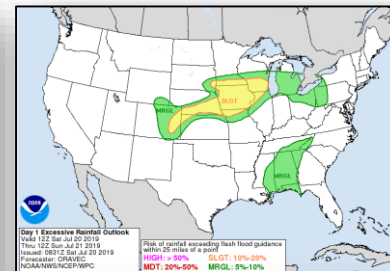
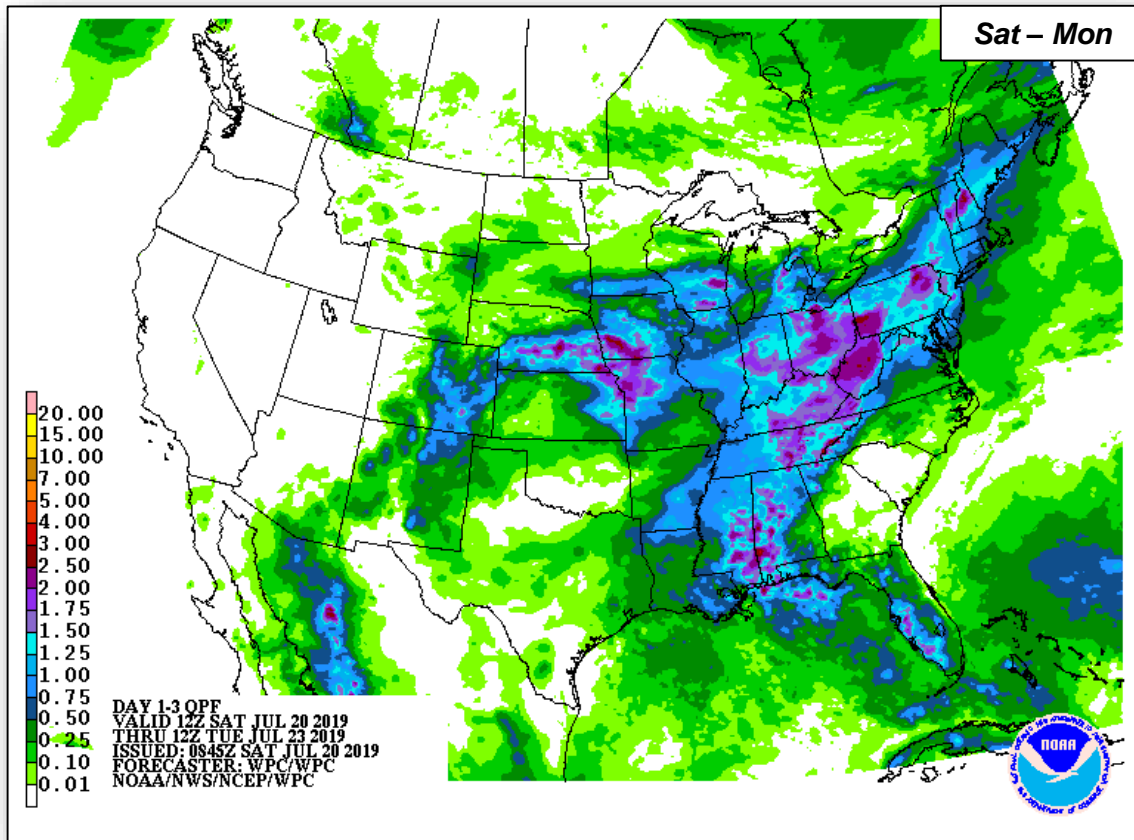
# National Weather Forecast



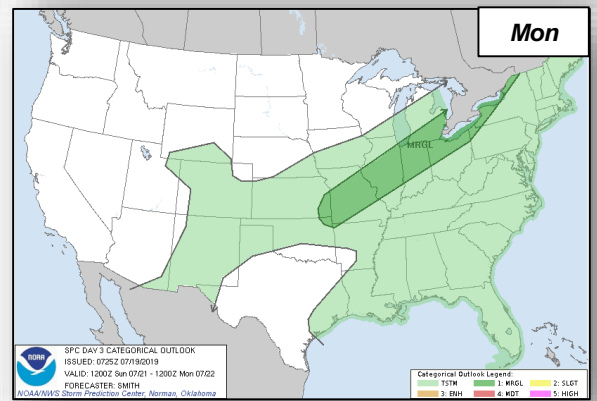
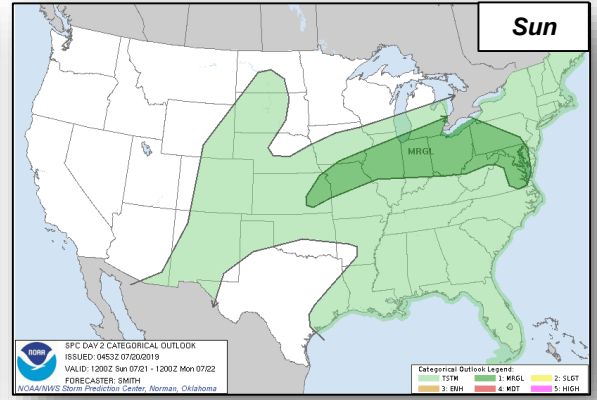
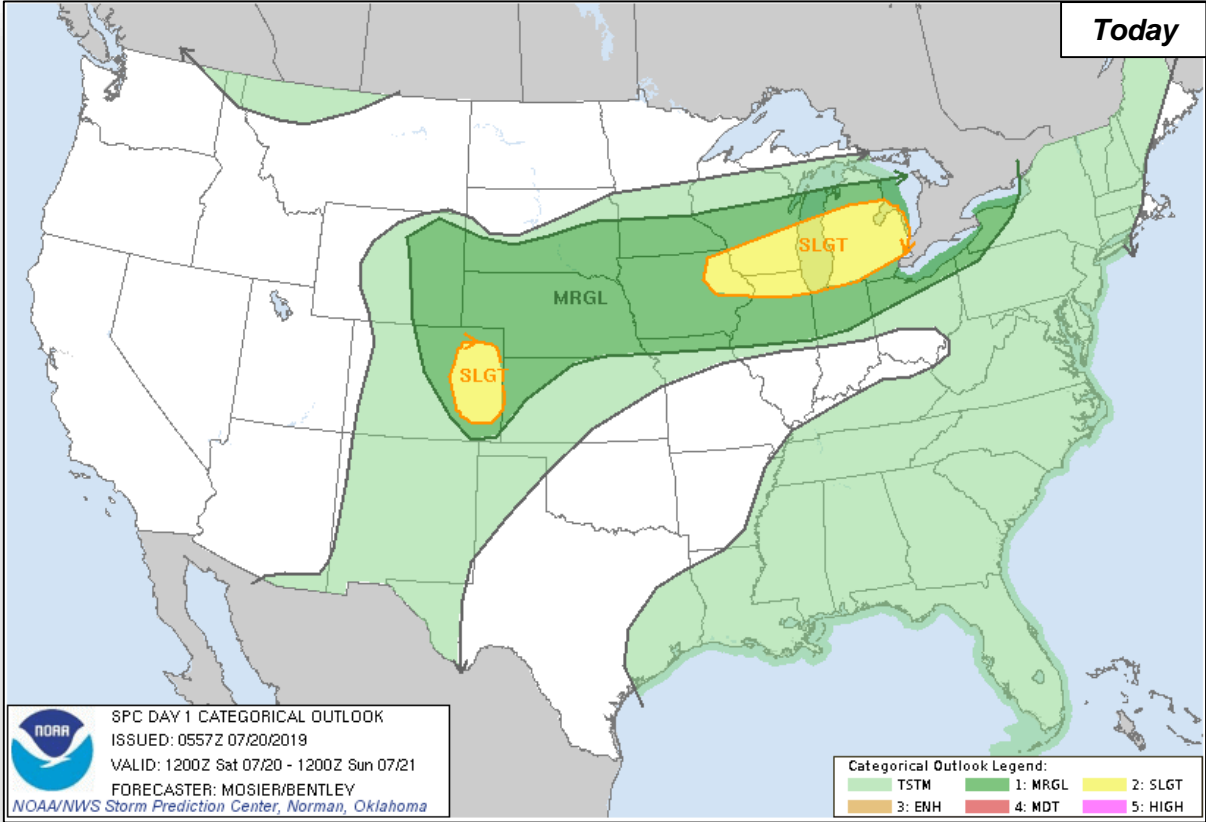
# Precipitation Forecast



FEMA



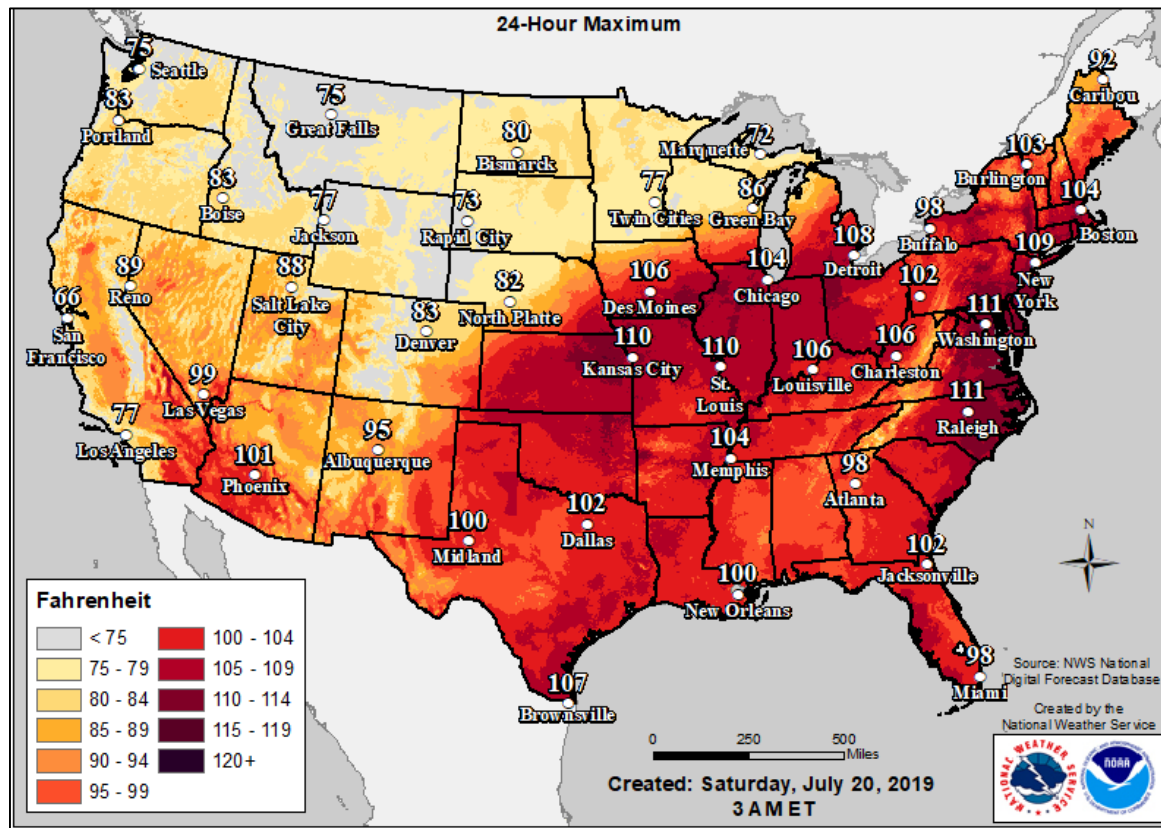
# Severe Weather Outlook



# Forecast Heat Index



FEMA

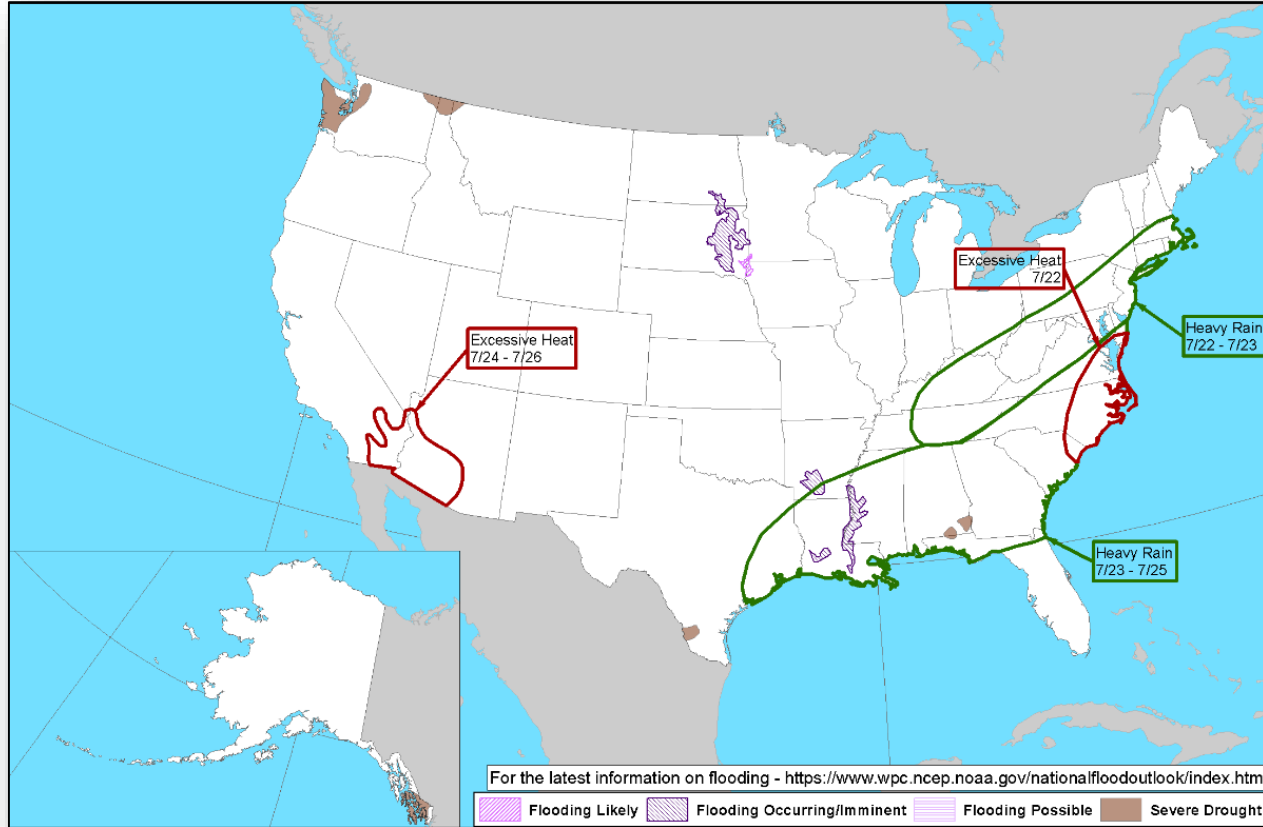




# Hazards Outlook – July 22-26



FEMA



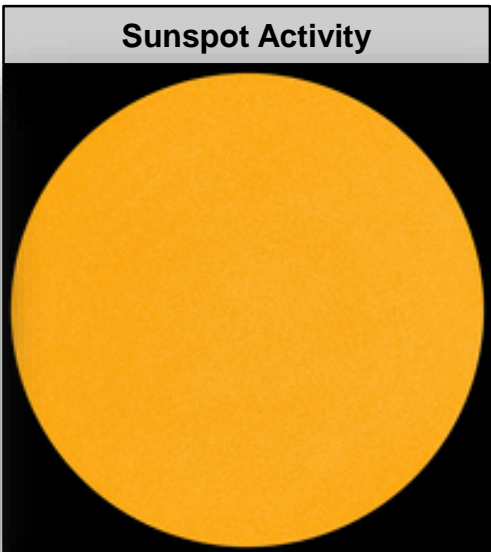

# Space Weather



FEMA

	Space Weather Activity	Geomagnetic Storms	Solar Radiation	Radio Blackouts
Past 24 Hours	None	None	None	None
Next 24 Hours	None	None	None	None

For further information on NOAA Space Weather Scales refer to: <http://www.swpc.noaa.gov/noaa-scales-explanation>



# Joint Preliminary Damage Assessments



FEMA

Region	State / Location	Event	IA/PA	Number of Counties		Start – End
				Requested	Completed	
I	NH	Severe Storm and Flooding July 7, 2019	IA	0	0	N/A
			PA	1	0	7/23-TBD
II	NJ	Severe Rain Storm June 19-20, 2019	IA	3	3	7/16 – 7/18
			PA	3	0	7/16 – TBD

# Declaration Requests in Process – 1



FEMA

State / Tribe / Territory – Incident Description	Type	IA	PA	HM	Requested
MI – Severe Storms and Flooding	DR	X		X	Jun 10

# Declaration Amendments



FEMA

Declaration	Amendment No.	Issued	Action
FEMA-4421-DR-IA	14	July 19	Adds 6 counties for PA

# FEMA Common Operating Picture

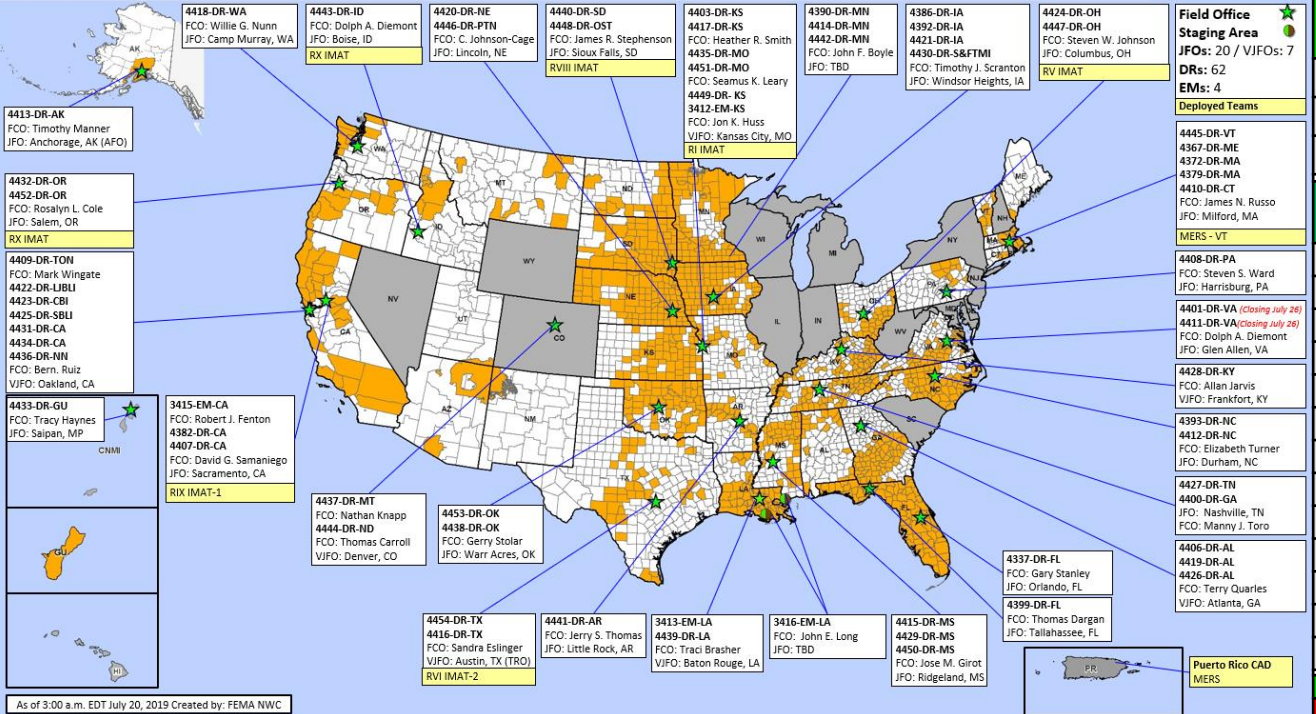


FEMA

FEMA HQ	
NWC	NRCC
Monitoring	Gold Team

FEMA REGIONS		
WATCH	RRCC	
Monitoring	I	Rostered
Monitoring	II	Rostered
Monitoring	III	Rostered
Monitoring	IV	Rostered
Monitoring	V	Rostered
Monitoring	VI	Rostered
Monitoring	VII	Rostered
Monitoring	VIII	Rostered
Monitoring	IX	Rostered
Monitoring	X	Rostered

Activation Details	
--------------------	--



N-IMATs
2 Teams

East	
West	
Crisis	

R-IMATs
≤ 4 Teams

I	MO
II	
III	
IV-1	
IV-2	
V	OH
VI-1	
VI-2	TX
VII	
VIII	SD
IX-1	CA
IX-2	
X	OR/ID

FMC	PMC
NMC	Deployed

Team:	US&R	MERS	FCOs	FDRCS	IM WORKFORCE
Status	>66%	>66%	(= 2 Type I)	(≤1)	
Assigned:	28	36	29	12	13,682 ▲
Unavailable:	0	0	2	1 (-1)	3,974 ▲
Deployed:	0	1 (-3)	25	10 (+1)	6,564 ▼
Available:	28	35 (+3)	2	1	3,144 / 23% ▲

IM CADRE AVAILABILITY SUMMARY	
Cadres with 25% or Less Availability	
DFTO 23% (54/234); EA 19% (96/510); EHP 8% (41/535); ER 10% (7/69); FL 9% (14/153); FM 20% (58/286); HM 14% (163/1,188); HR 15% (35/233); IT 16% (111/682); LOG 19% (247/1,335); NDRS 22% (62/280); OPS 21% (59/279); PA 8% (200/2,588); PLAN 17% (69/408); SAF 9% (5/58); SEC 8% (10/120)	



# FEMA

**FEMA's mission is helping people before, during, and after disasters.**

Click [here](#) to subscribe to this briefing.