

The Disaster Center is dedicated to the idea that disaster mitigation is cost effective and individuals pursuing their own interest are the greatest potential force for disaster reduction.

Please consider making a small donation to the Disaster Center



When disaster mitigation is cost effective, we are on the road to bringing disasters to an end.



FEMA

Daily Operations Briefing

Thursday, August 8, 2019

8:30 a.m. EDT

National Current Operations & Monitoring



FEMA

Significant Incidents or Threats:

- Severe weather and heavy rainfall – Ohio Valley to the Northeast

Tropical Activity:

- Atlantic: No new tropical cyclones are expected in the next five days
- Eastern Pacific: Disturbance 1: Medium (50%)
- Central Pacific: No new tropical cyclones are expected in the next five days
- Western Pacific: No activity affecting U.S. interests

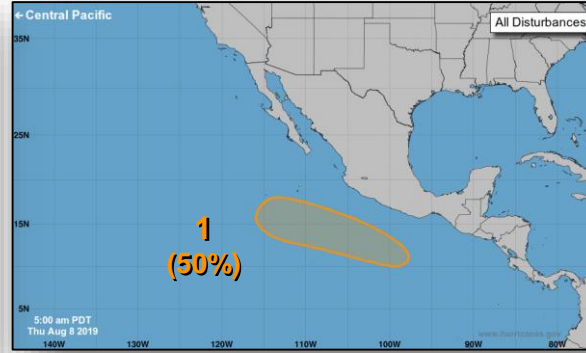
Declaration Activity:

- Major Disaster Declaration Approved – Muscogee Creek Nation (Oklahoma)
- Amendment No. 9 to FEMA-4420-DR-Nebraska

Tropical Outlook – Five Day



Central Pacific



Eastern Pacific



Atlantic

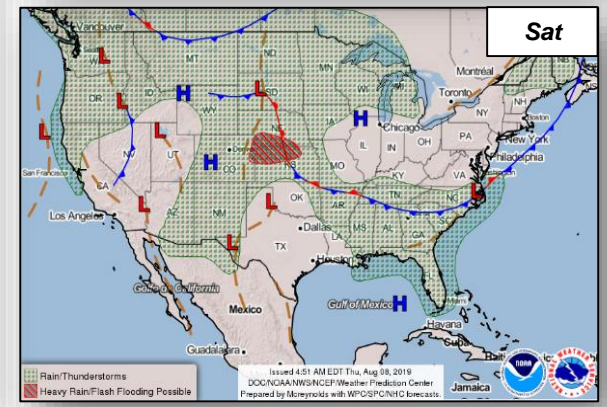
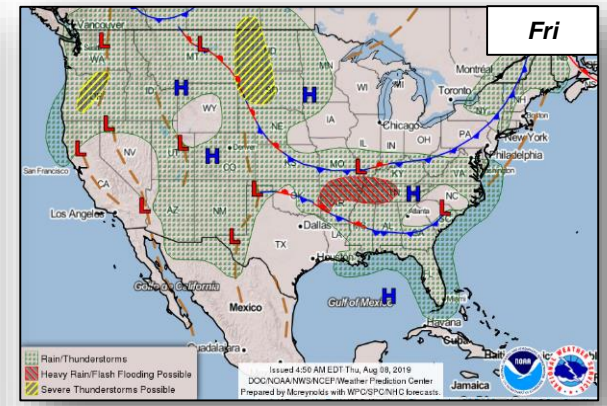
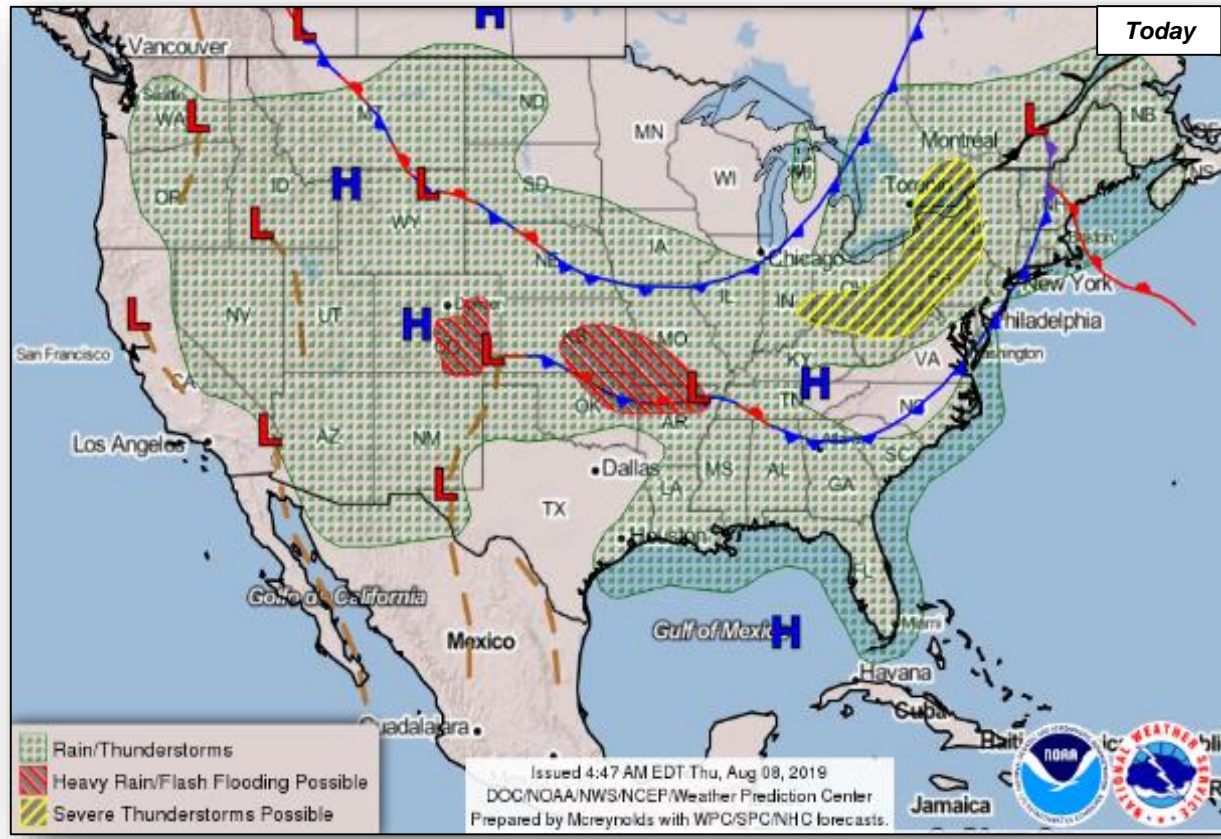
Disturbance 1 (as of 8:00 a.m. EDT)

- A few hundred miles south of Mexico
- Formation chance through 48 hours: Low (near 0%)
- Formation chance through 5 days: Medium (50%)

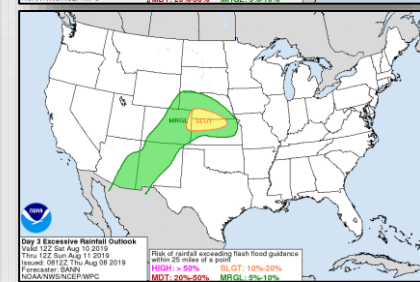
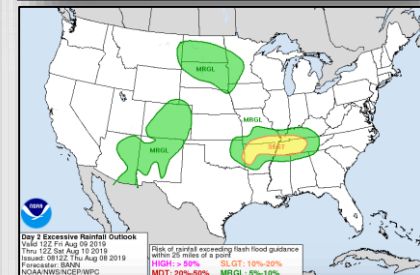
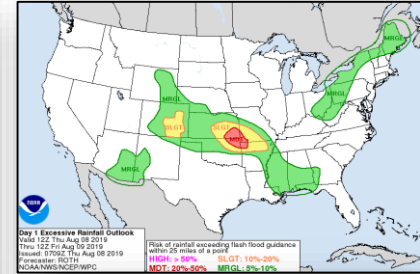
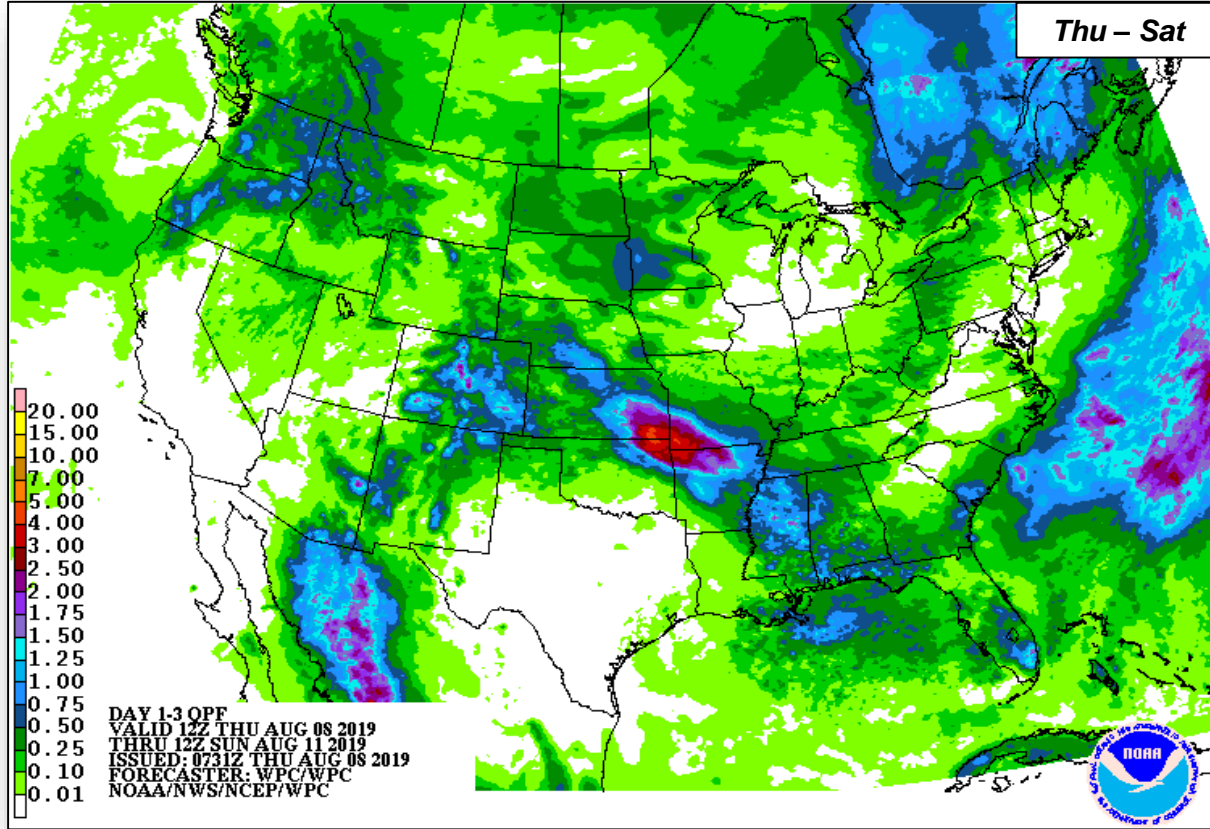
Current Disturbances & 5 Day Cyclone Formation: ✘ < 40% | ✘ 40-60% | ✘ > 60%
 Tropical / Sub-Tropical Cyclone: ○ Depression | ● Storm | ● Hurricane | ● Post-Tropical Cyclone / Remnants

Potential track area: Day 1-3 Day 4-5
 Watches: Hurricane Trop Stm
 Warnings: Hurricane Trop Stm
 Current wind extent: Hurricane Trop Stm

National Weather Forecast



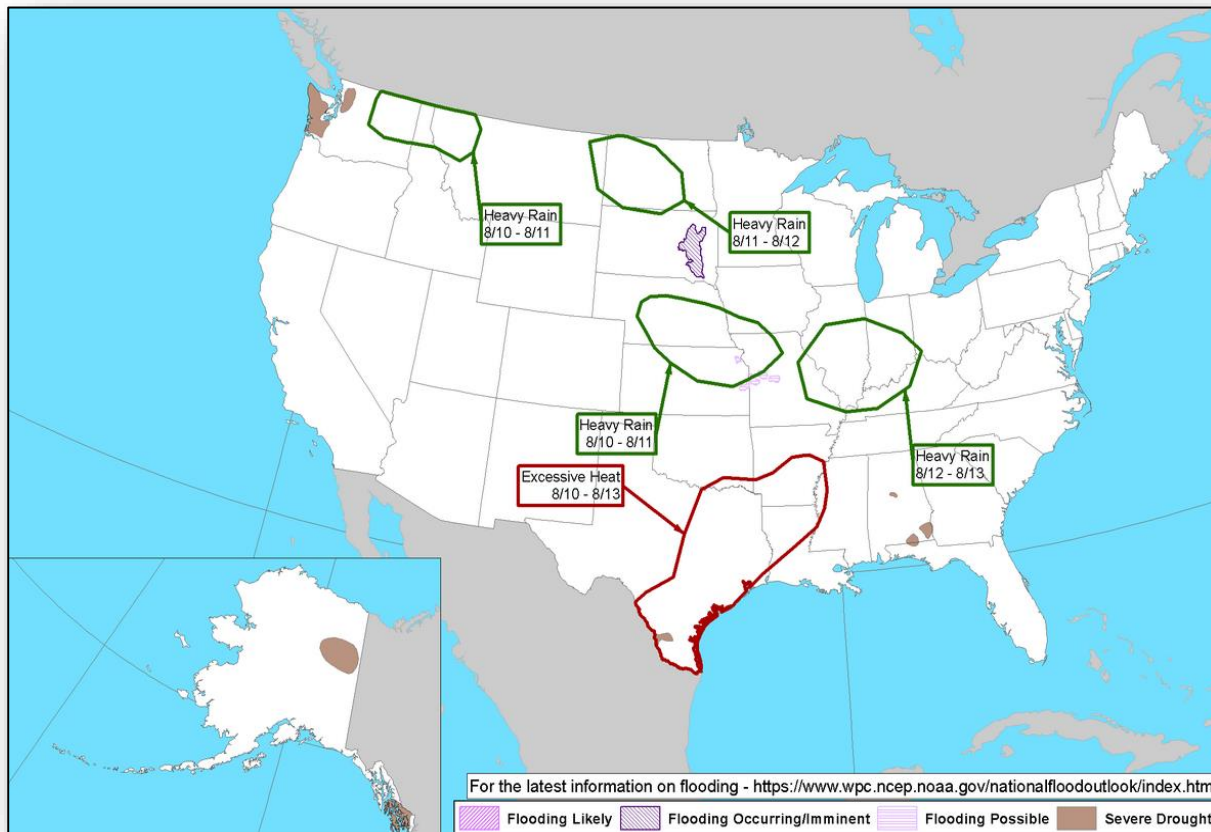
Precipitation Forecast



Hazards Outlook – Aug 10-14



FEMA




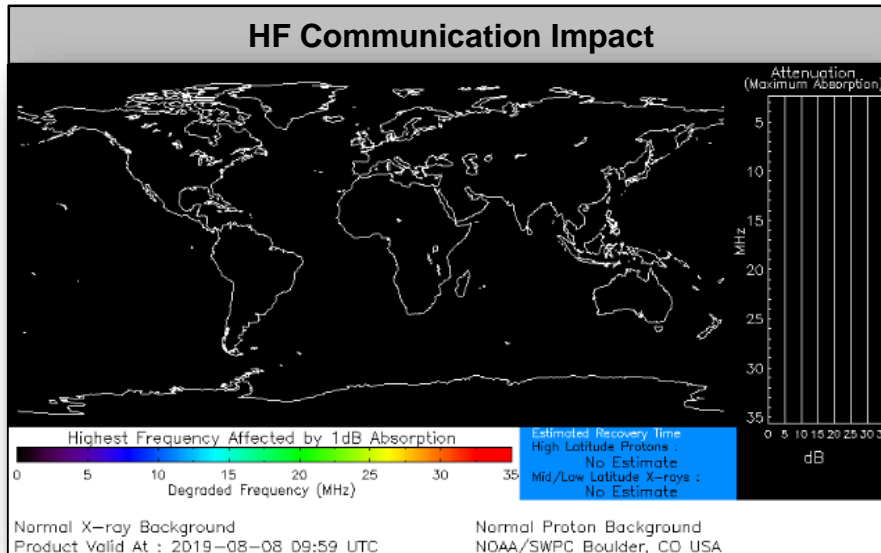
Space Weather



FEMA

	Space Weather Activity	Geomagnetic Storms	Solar Radiation	Radio Blackouts
Past 24 Hours	None	None	None	None
Next 24 Hours	None	None	None	None

For further information on NOAA Space Weather Scales refer to: <http://www.swpc.noaa.gov/noaa-scales-explanation>



Joint Preliminary Damage Assessments



FEMA

Region	State / Location	Event	IA/PA	Number of Counties		Start – End
				Requested	Completed	
I	NH	Severe Storm and Flooding Jul 11	IA	0	0	N/A
			PA	1	1 (+1)	7/23 – 8/7
V	IL	Severe Storms and Flooding Feb 24 – Jul 3	IA	22	0	8/12 – TBD
			PA	31	15 (+1)	7/29 – TBD
	WI	Severe Storms, Flooding, Straight-line Winds & Tornadoes Jul 18-20	IA	0	0	N/A
			PA	17 / 2*	0	8/13 – TBD
VI	AR	Severe Storms and Flooding Jun 23-26	IA	0	0	N/A
			PA	12	11 (+1)	7/29 – TBD
	LA	Tropical Storm Barry Jul 11-19	IA	0	0	N/A
			PA	10	8 (+1)	7/25 – TBD

*Tribal areas within the state of Wisconsin

Declaration Approval



Declaration: FEMA-4456-DR–Muscogee Creek Nation

Requested: Jul 29

Approved: Aug 7

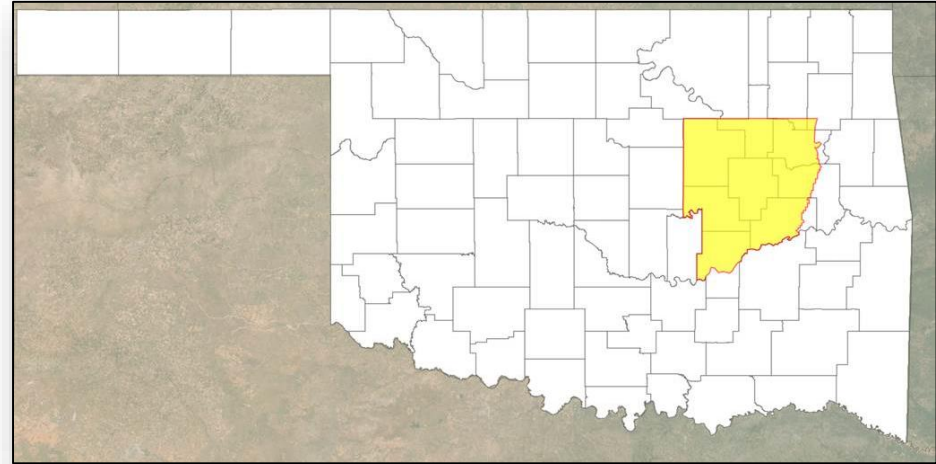
Incident: Severe storms, straight-line winds, tornadoes, and flooding

Incident Period: May 7 – June 9

Provides:

- PA Only
- Hazard Mitigation

FCO: Benjamin D. Abbott



PA



Requested Muscogee Creek Nation

Declaration Requests in Process – 1



FEMA

State / Tribe / Territory – Incident Description	Type	IA	PA	HM	Requested
MI – Severe Storms and Flooding	DR	X		X	Jun 10
Muscogee Creek Nation (OK) – Severe Storms, Straight-line Winds, Tornadoes, and Flooding– APPROVED (Aug 7)	DR		X	X	Jul 29

Declaration Amendments



FEMA

Declaration	Number	Issued	Action
4420-DR-NE	9	Aug 7	Extends incident period from Mar 9 – Jul 14, 2019

FEMA Common Operating Picture

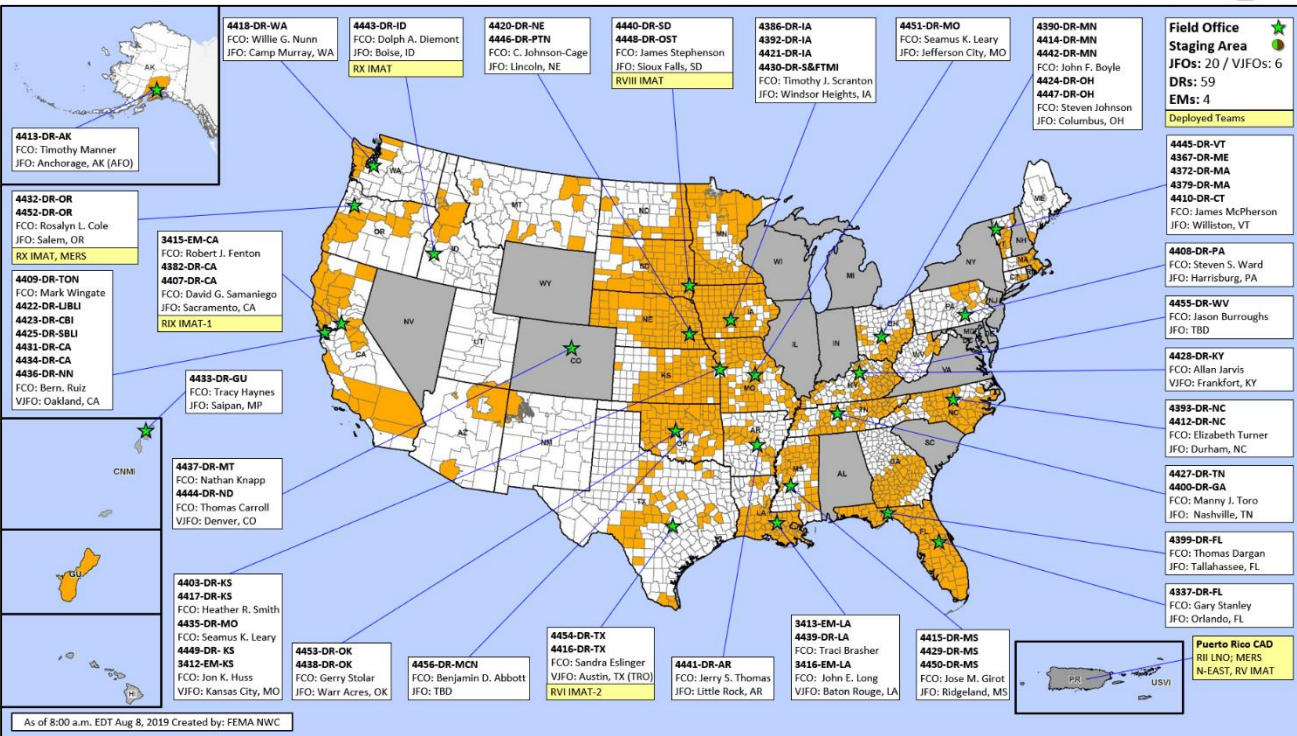


FEMA

FEMA HQ	
NWC	NRCC
Monitoring	Blue Team

FEMA REGIONS		
WATCH	RRCC	
Monitoring	I	Rostered
Monitoring	II	Rostered
Monitoring	III	Rostered
Monitoring	IV	Rostered
Monitoring	V	Rostered
Monitoring	VI	Rostered
Monitoring	VII	Rostered
Monitoring	VIII	Rostered
Monitoring	IX	Rostered
Monitoring	X	Rostered

Activation Details	
--------------------	--



N-IMATs	
2 Teams	
East	PR (EX)
West	
Crisis	

R-IMATs	
4-6 Teams	
I	CT (EX)
II	
III	
IV-1	
IV-2	
V	PR (EX)
VI-1	
VI-2	TX
VII	
VIII	SD
IX-1	CA
IX-2	
X	OR / ID

FMC	PMC
NMC	Deployed

Team:	US&R	MERS	FCOs	FDRCs	IM WORKFORCE
Status	>66%	>66%	≤ 1 Type I	≤ 1	
Assigned:	28	36	28	11	13,676 ▼
Unavailable:	0	0	4	2 (+1)	4,075 ▲
Deployed:	0	0	22	7	6,203 ▲
Available:	28	36	2	2 (-1)	3,398 / 25% ▼

IM CADRE AVAILABILITY SUMMARY	
Cadres with 25% or Less Availability	
DI 17% (13/78); EA 23% (117/501); EHP 7% (36/543); ER 13% (9/68); FL 11% (17/153); FM 20% (57/285); HM 14% (166/1194); HR 13% (29/227); IT 12% (80/675); LOG 21% (282/1335); OPS 20% (55/282); PA 8% (215/2605); PLAN 12% (50/405); SAF 5% (3/58); SEC 10% (12/120)	

As of 8:00 a.m. EDT Aug 8, 2019 Created by: FEMA NWC



FEMA

FEMA's mission is helping people before, during, and after disasters.

Click [here](#) to subscribe to this briefing.