

The Disaster Center is dedicated to the idea that disaster mitigation is cost effective and individuals pursuing their own interest are the greatest potential force for disaster reduction.

Please consider making a small donation to the Disaster Center



When disaster mitigation is cost effective, we are on the road to bringing disasters to an end.



FEMA

Daily Operations Briefing

Friday, August 9, 2019

8:30 a.m. EDT

National Current Operations & Monitoring



FEMA

Significant Incidents or Threats:

- Severe thunderstorms possible across portions of the Northern Plains and Northern Intermountain

Tropical Activity:

- Atlantic: No new tropical cyclones are expected in the next five days
- Eastern Pacific: Disturbance 1: Medium (50%); Disturbance 2: Low (20%);
- Central Pacific: No new tropical cyclones are expected in the next five days
- Western Pacific: No activity affecting U.S. interests

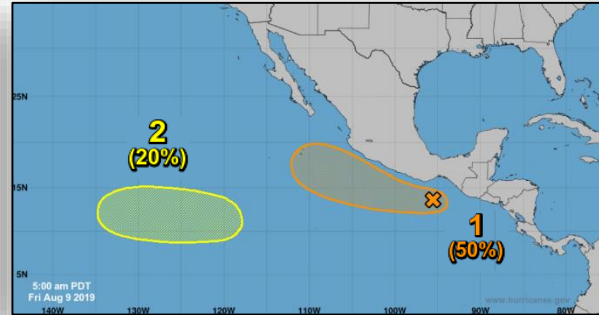
Declaration Activity:

- Request: Major Disaster Declaration – New Hampshire

Tropical Outlook – Five Day



Central Pacific



Eastern Pacific



Atlantic

Disturbance 1 (as of 8:00 a.m. EDT)

- Located near the Gulf of Tehuantepec
- Formation chance through 48 hours: Low (20%)
- Formation chance through 5 days: Medium (50%)

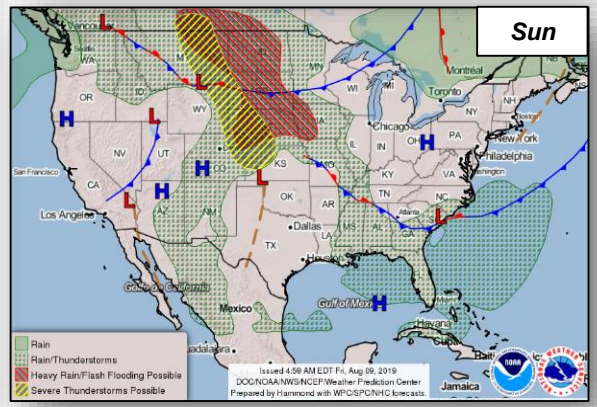
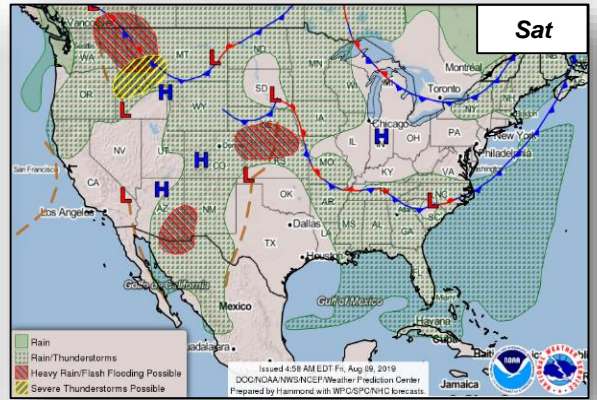
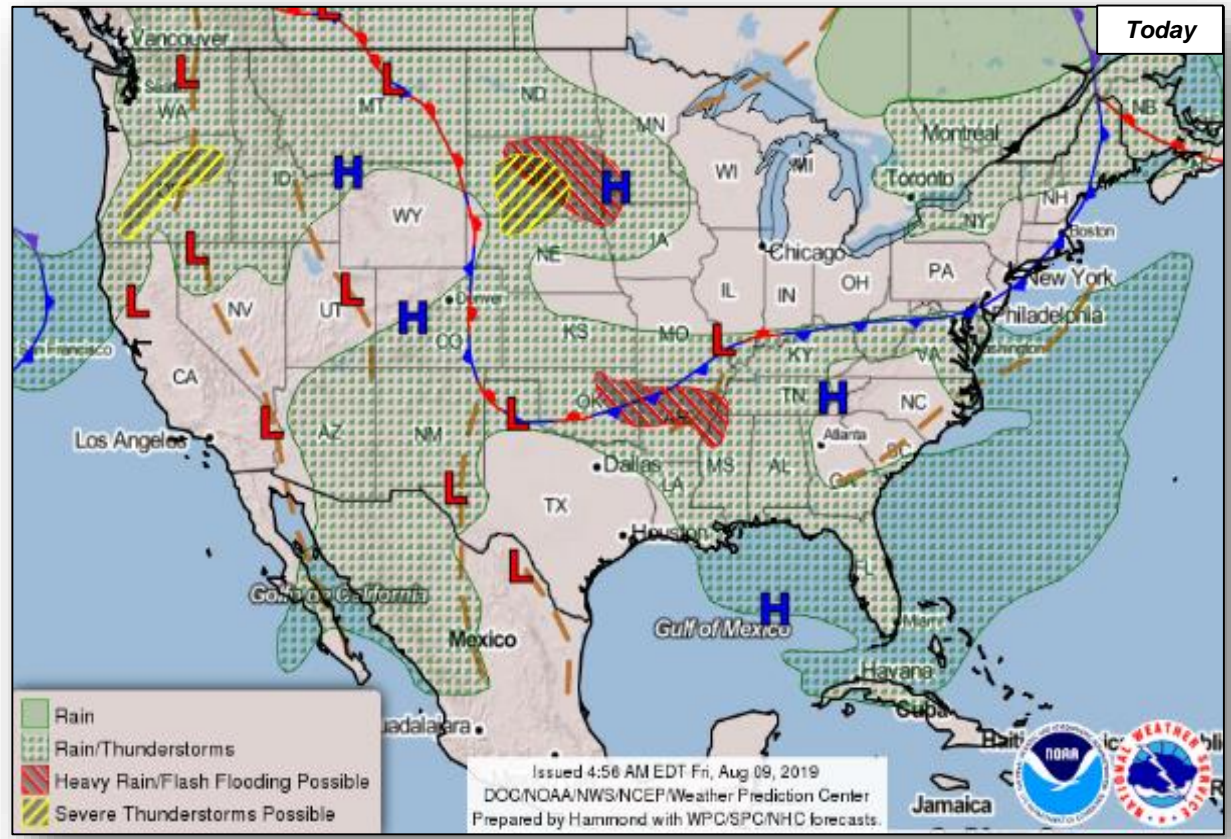
Disturbance 2 (as of 8:00 a.m. EDT)

- Several hundred miles southwest of Mexico
- Formation chance through 48 hours: Low (near 0%)
- Formation chance through 5 days: Low (20%)

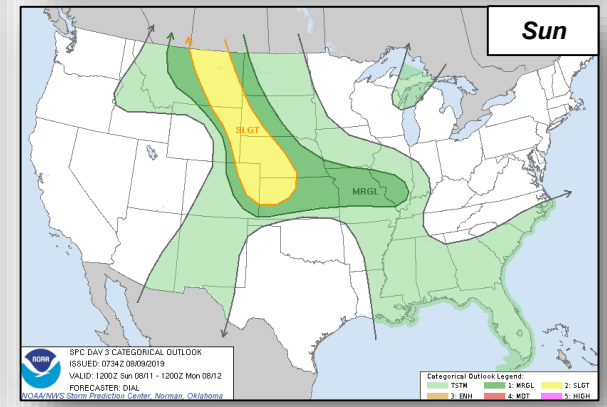
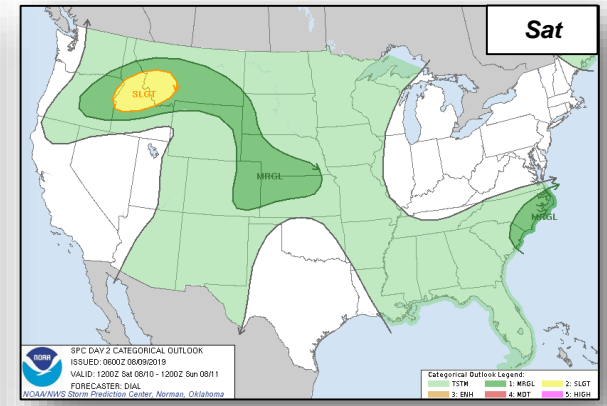
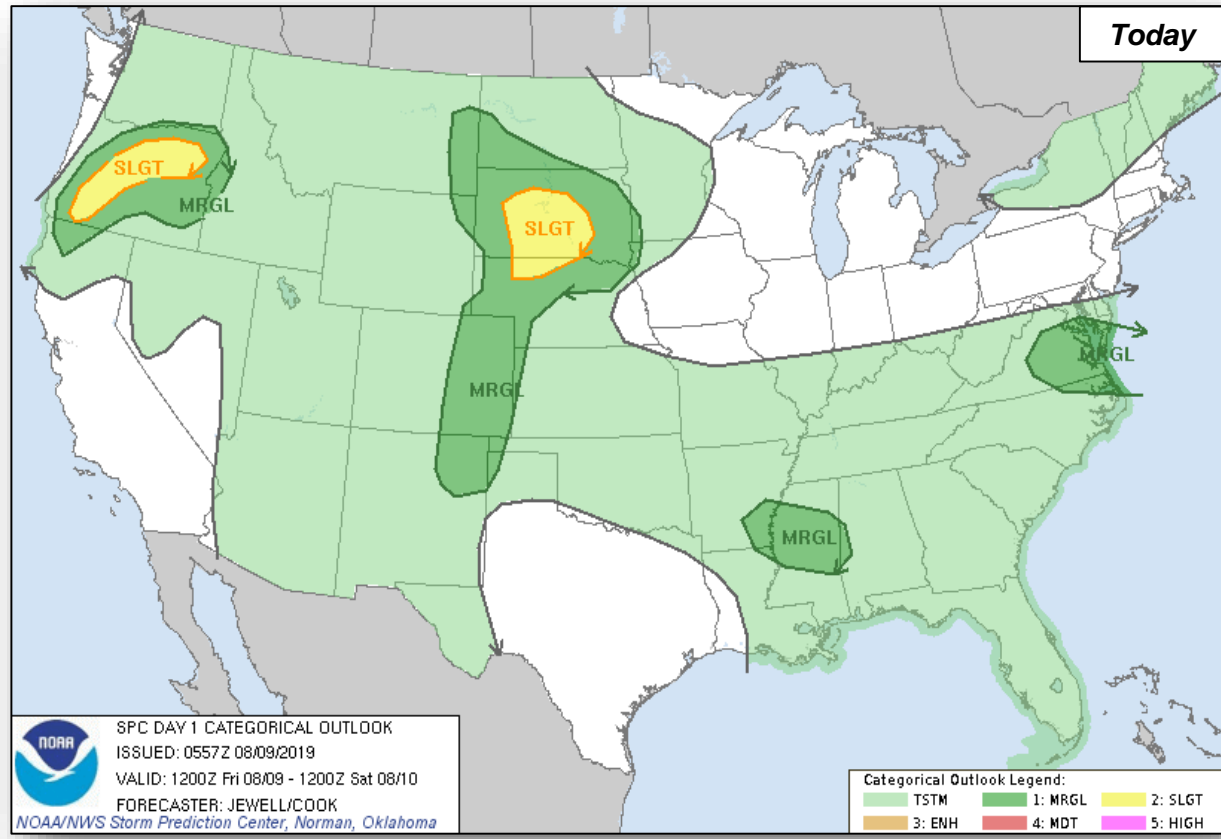
Current Disturbances & 5 Day Cyclone Formation: < 40% | 40-60% | > 60%
 Tropical / Sub-Tropical Cyclone: Depression | Storm | Hurricane | Post-Tropical Cyclone / Remnants

Potential track area: Day 1-3 | Day 4-5 | Watches: Hurricane | Trop Stm | Warnings: Hurricane | Trop Stm | Current wind extent: Hurricane | Trop Stm

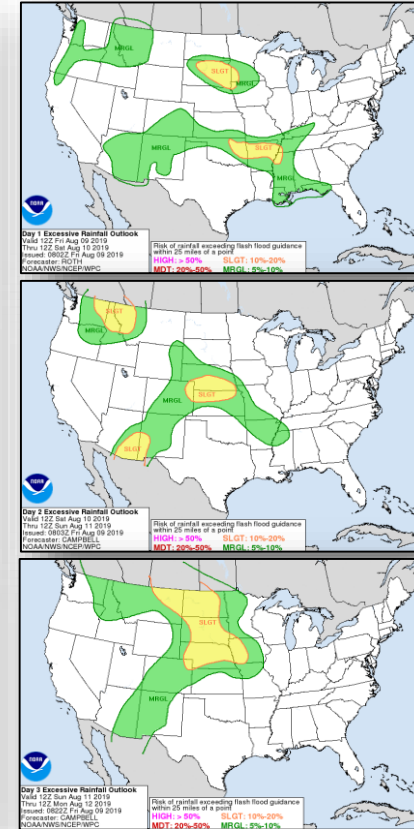
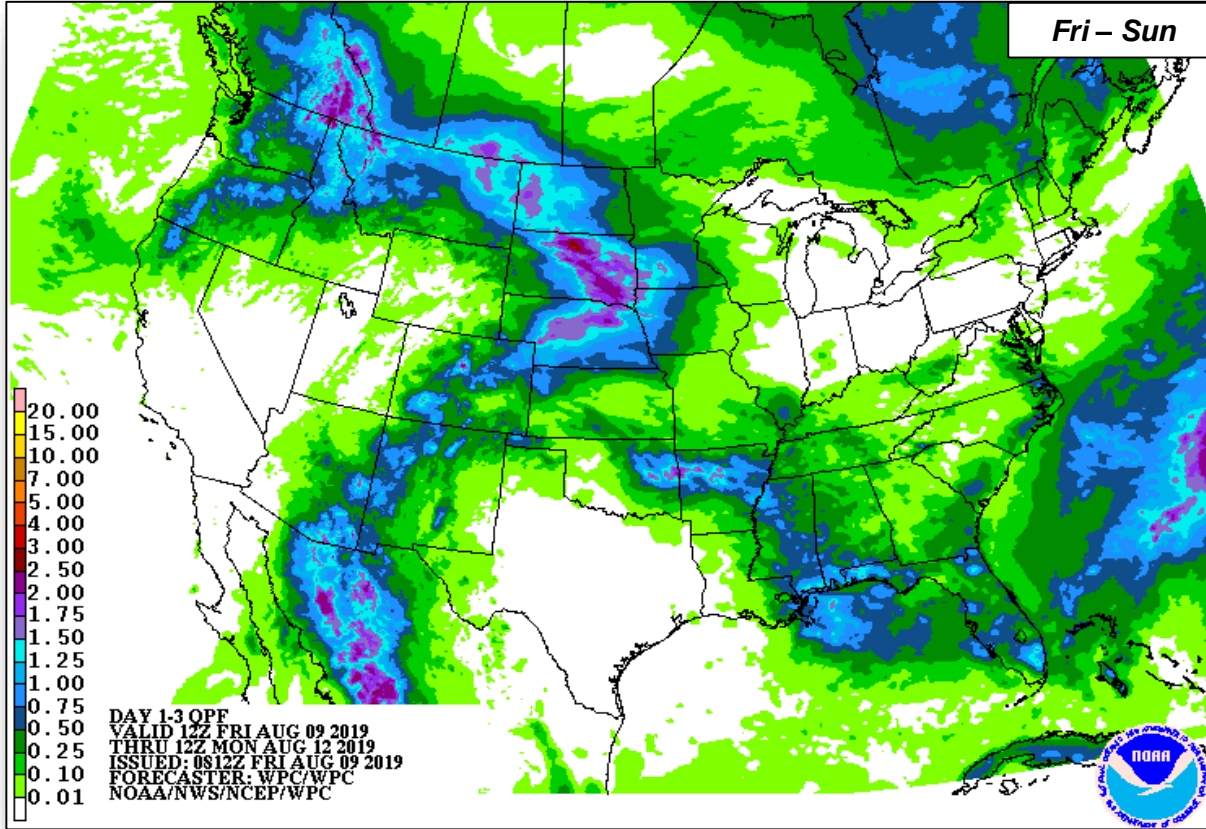
National Weather Forecast



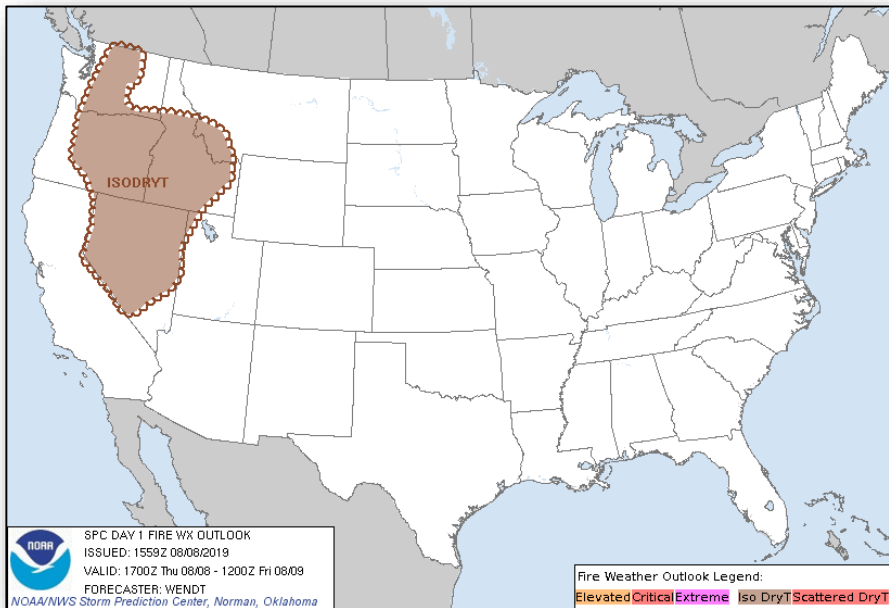
Severe Weather Outlook



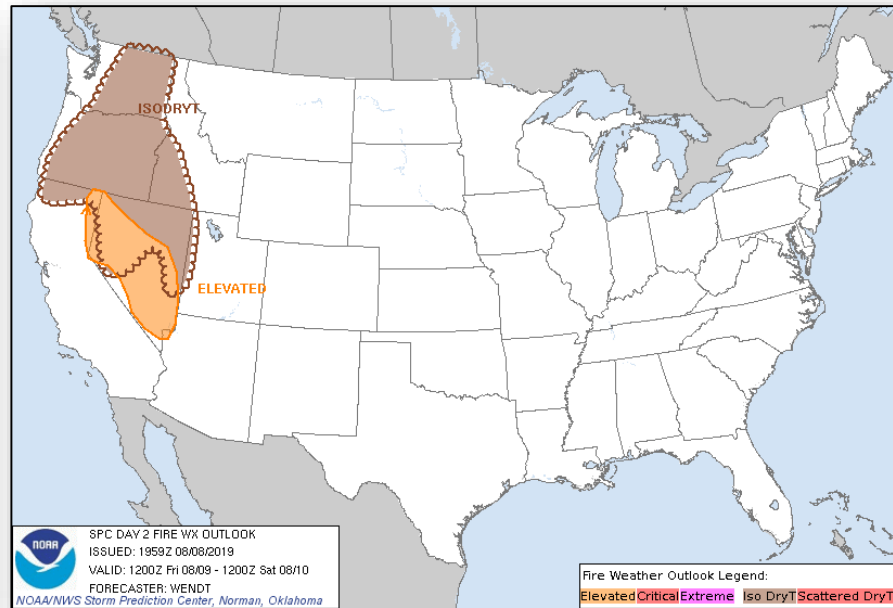
Precipitation Forecast



Fire Weather Outlook



Friday

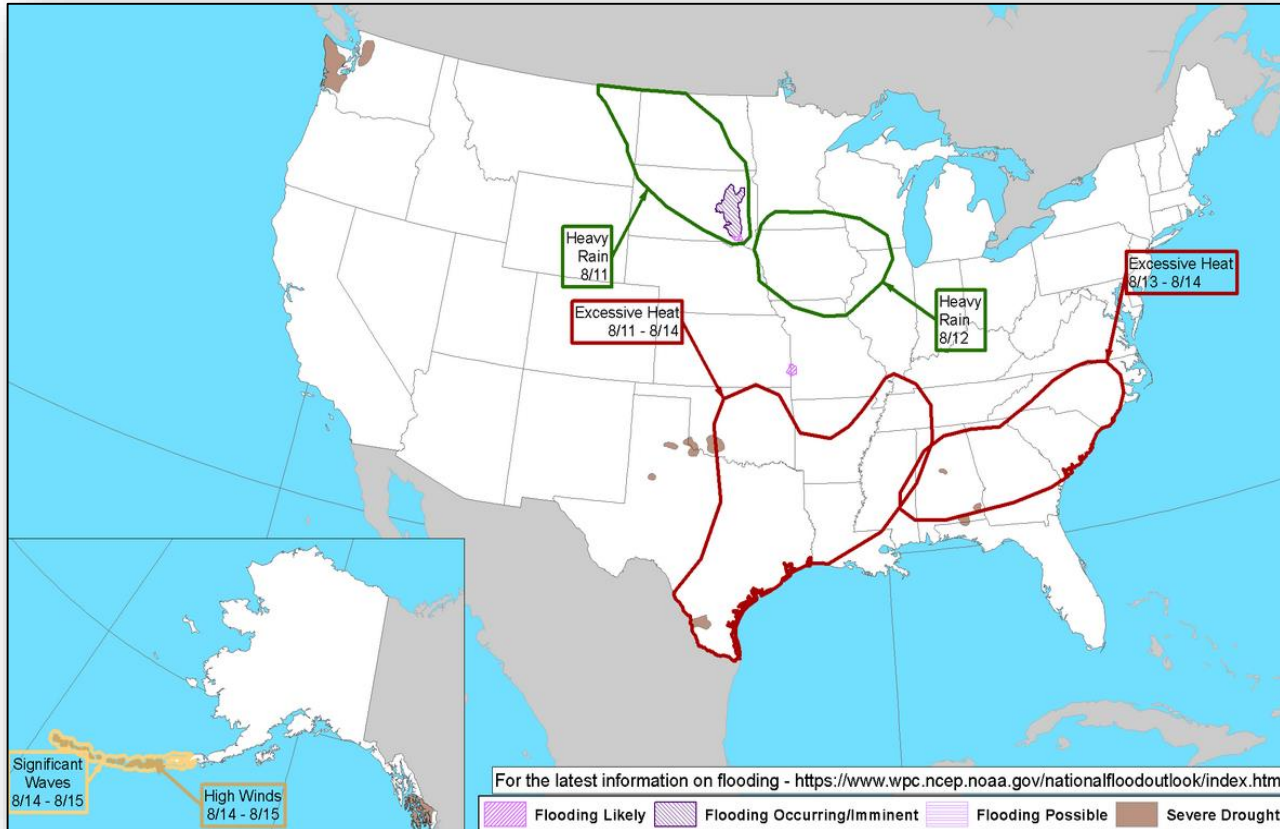


Saturday

Hazards Outlook – Aug 11-15



FEMA





Space Weather



FEMA

	Space Weather Activity	Geomagnetic Storms	Solar Radiation	Radio Blackouts
Past 24 Hours	None	None	None	None
Next 24 Hours	None	None	None	None

For further information on NOAA Space Weather Scales refer to: <http://www.swpc.noaa.gov/noaa-scales-explanation>



Joint Preliminary Damage Assessments



FEMA

Region	State / Location	Event	IA/PA	Number of Counties		Start – End
				Requested	Completed	
V	IL	Severe Storms and Flooding Feb 24 – Jul 3	IA	22	0	8/12 – TBD
			PA	31	18	7/29 – TBD
	WI	Severe Storms, Flooding, Straight-line Winds & Tornadoes Jul 18-20	IA	0	0	N/A
			PA	18 / 2*	0	8/13 – TBD
VI	AR	Severe Storms and Flooding Jun 23-26	IA	0	0	N/A
			PA	12	12 (+1)	7/29 – 8/8
	LA	Tropical Storm Barry Jul 11-19	IA	0	0	N/A
			PA	10	9 (+1)	7/25 – TBD

**Tribal areas within the state of Wisconsin*

Declaration Request



FEMA

Declaration: Major Disaster – New Hampshire
Requested: Aug 8

Incident: Severe Storms, and Flooding
Incident Period: Jul 11-12

Includes:

- **PA Only:** One county
- **Hazard Mitigation:** Statewide



■ PA

Declaration Requests in Process – 2



FEMA

State / Tribe / Territory – Incident Description	Type	IA	PA	HM	Requested
MI – Severe Storms and Flooding	DR	X		X	Jun 10
NH –Severe Storms and Flooding	DR		X	X	Aug 8

FEMA Common Operating Picture

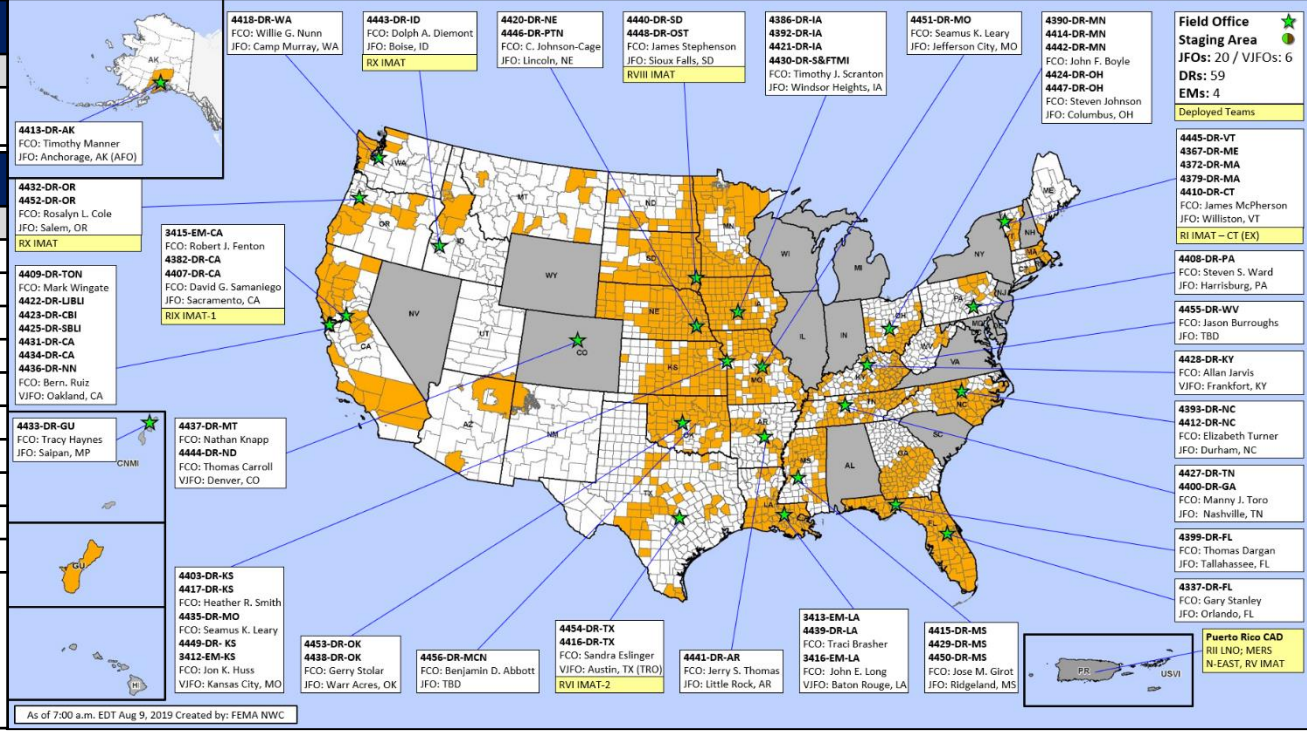


FEMA

FEMA HQ	
NWC	NRCC
Monitoring	Blue Team

FEMA REGIONS		
WATCH	RRCC	
Monitoring	I	Rostered
Monitoring	II	Rostered
Monitoring	III	Rostered
Monitoring	IV	Rostered
Monitoring	V	Rostered
Monitoring	VI	Rostered
Monitoring	VII	Rostered
Monitoring	VIII	Rostered
Monitoring	IX	Rostered
Monitoring	X	Rostered

Activation Details	
--------------------	--



N-IMATs	
2 Teams	
East	PR (EX)
West	
Crisis	

R-IMATs	
4-6 Teams	
I	CT (EX)
II	
III	
IV-1	
IV-2	
V	PR (EX)
VI-1	
VI-2	TX
VII	
VIII	SD
IX-1	CA
IX-2	
X	OR / ID

FMC	PMC
NMC	Deployed

Team:	US&R	MERS	FCOs	FDRCs	IM
Status	(>66%)	(>66%)	(≤ 1 Type I)	(≤ 1)	WORKFORCE
Assigned:	28	36	38 (+10)	12 (+1)	13,660 ▼
Unavailable:	0	0	3 (-1)	2	3,948 ▼
Deployed:	0	0	29 (+7)	8 (+1)	6,208 ▲
Available:	28	36	6 (+4)	2 (-1)	3,438 / 25% ▲

IM CADRE AVAILABILITY SUMMARY	
Cadres with 25% or Less Availability	
DI 17% (13/78);	EA 25% (123/501); EHP 7% (34/541); ER 12% (8/68); FL 12% (19/153);
FM 21% (59/285); HM 14% (171/1196); HR 14% (31/227); IT 12% (79/661); LOG 21%	(279/1333); OPS 20% (55/282); PA 9% (227/2608); PLAN 13% (52/405); SAF 10%
(6/58);	SEC 10% (12/120)



FEMA

FEMA's mission is helping people before, during, and after disasters.

Click [here](#) to subscribe to this briefing.