



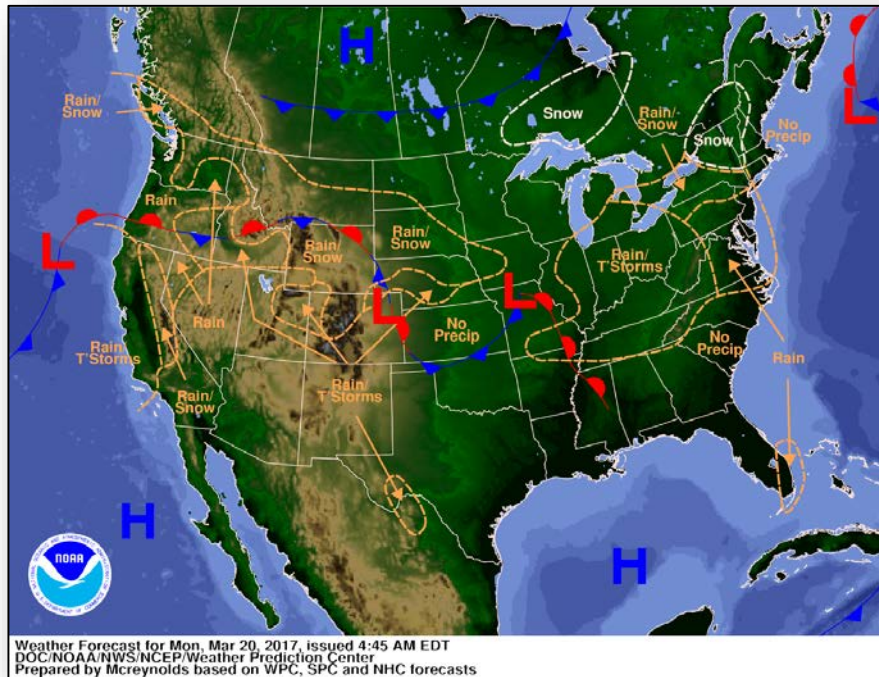
FEMA

Daily Operations Briefing

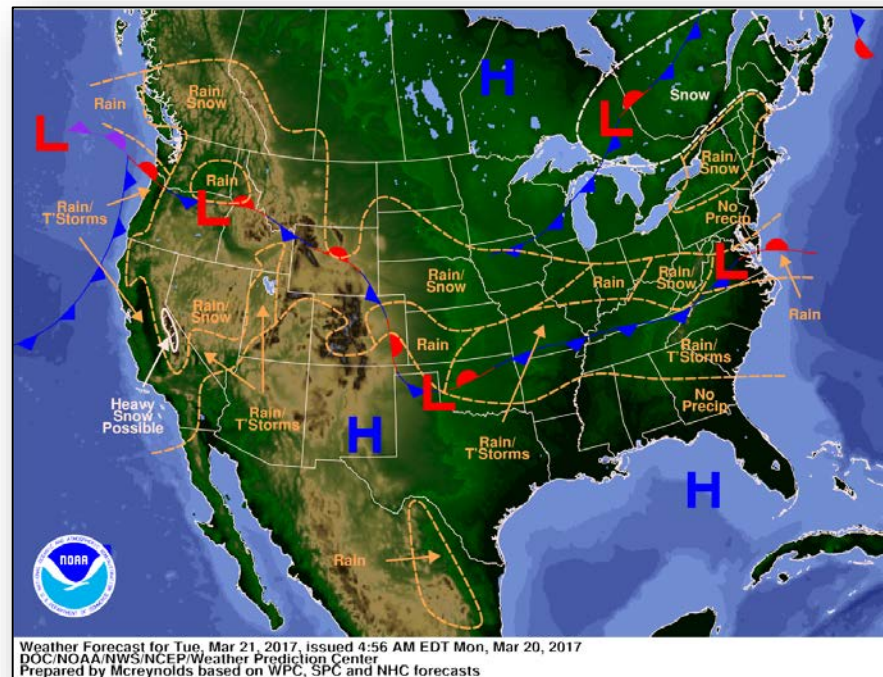
Monday, March 20, 2017

8:30 a.m. EDT

National Weather Forecast



Today



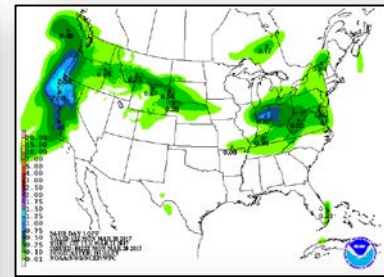
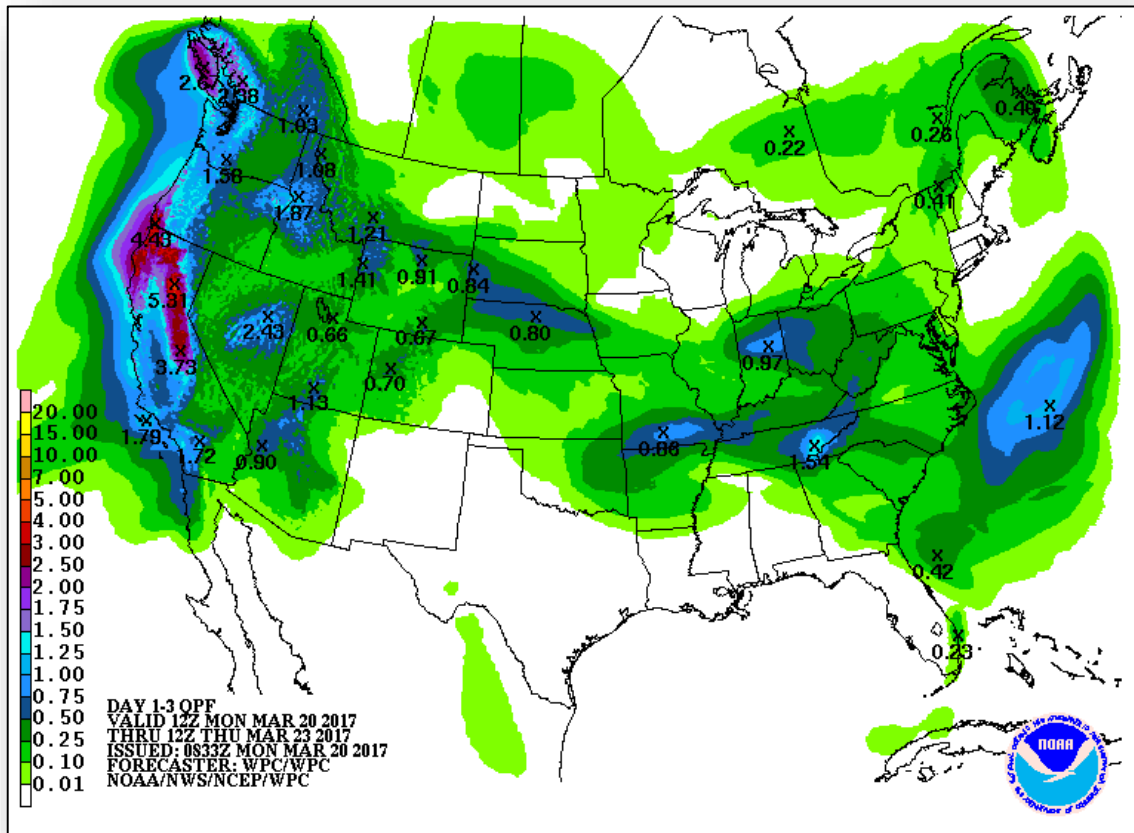
Tomorrow



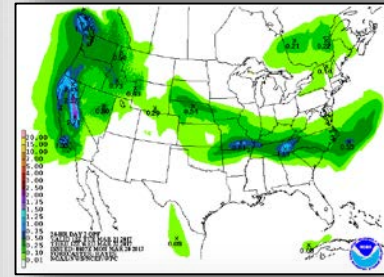
Precipitation Forecast – Days 1-3



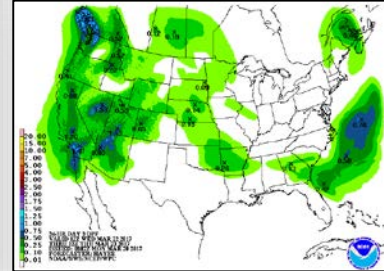
FEMA



Day 1

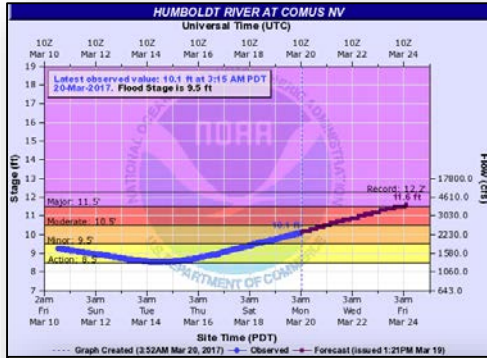


Day 2

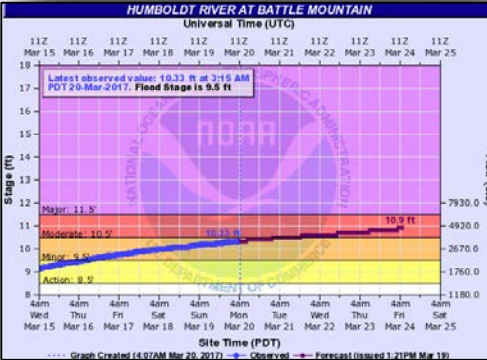


Day 3

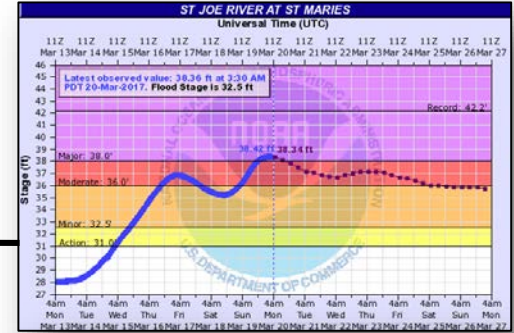
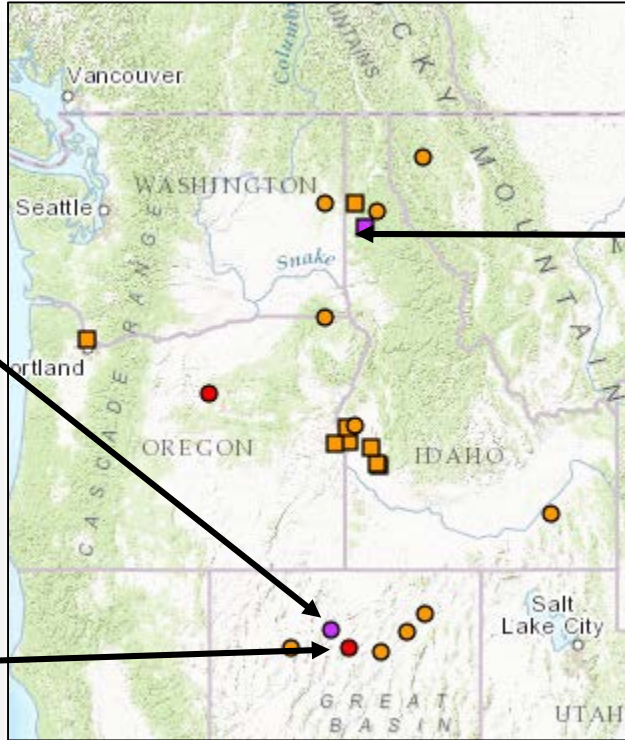
River Forecasts



11.5 Ft: Major flooding throughout reach; many rural roads near river will flood

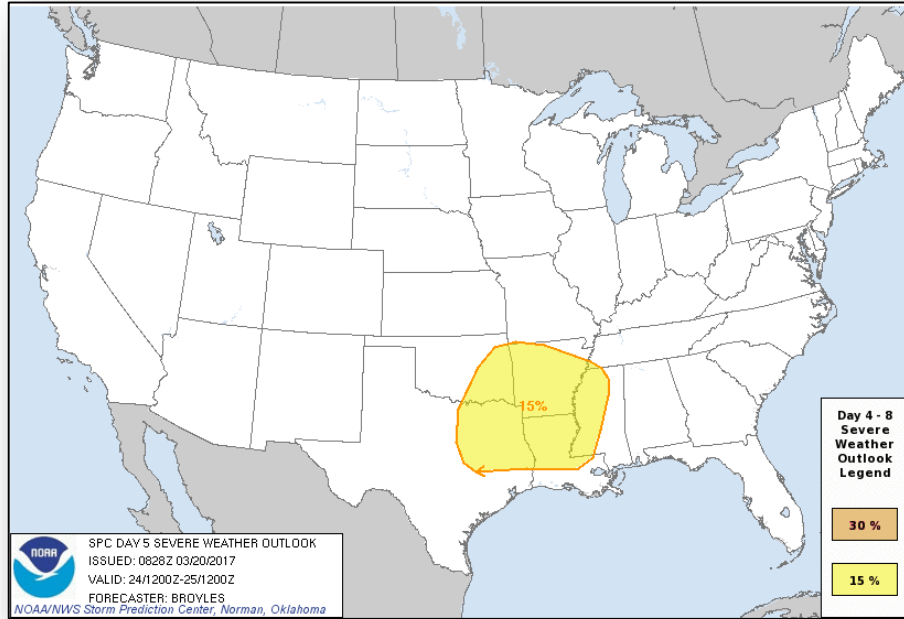


11 Ft: Moderate to major lowland flooding throughout reach



36 Ft: Extensive lowland flooding occurring

Severe Weather Outlook – Days 5 - 6

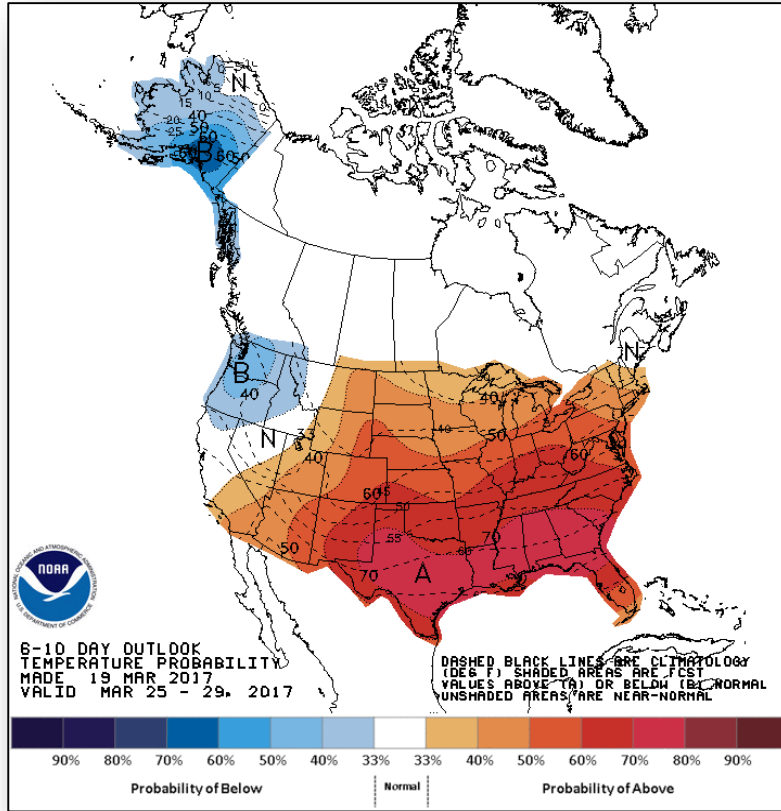


Friday

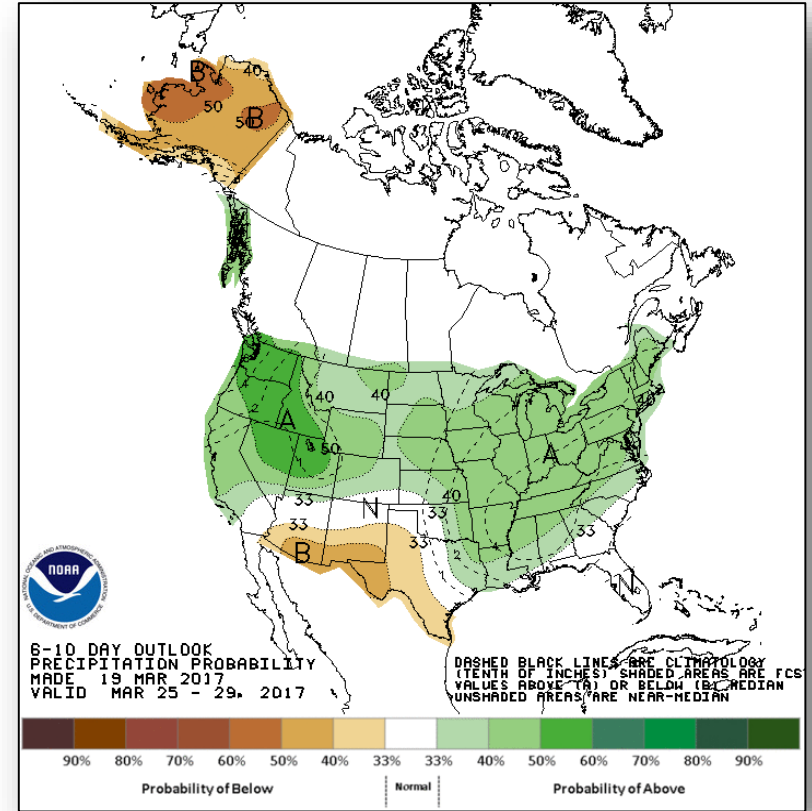


Saturday

6-10 Day Outlooks



6-10 Day Temperature Probability



6-10 Day Precipitation Probability

Joint Preliminary Damage Assessments



FEMA

Region	State / Location	Event	IA/PA	Number of Counties		Start – End
				Requested	Completed	
X	Idaho	Severe Winter Storms & Flooding February 6 – March 3, 2017	IA	0	0	N/A
			PA	11	0	3/13 – TBD
	Washington	Winter Storms, Flooding, Landslides & Mudslides January 2 – February 22, 2017	IA	0	0	N/A
			PA	19	0	3/20 – TBD

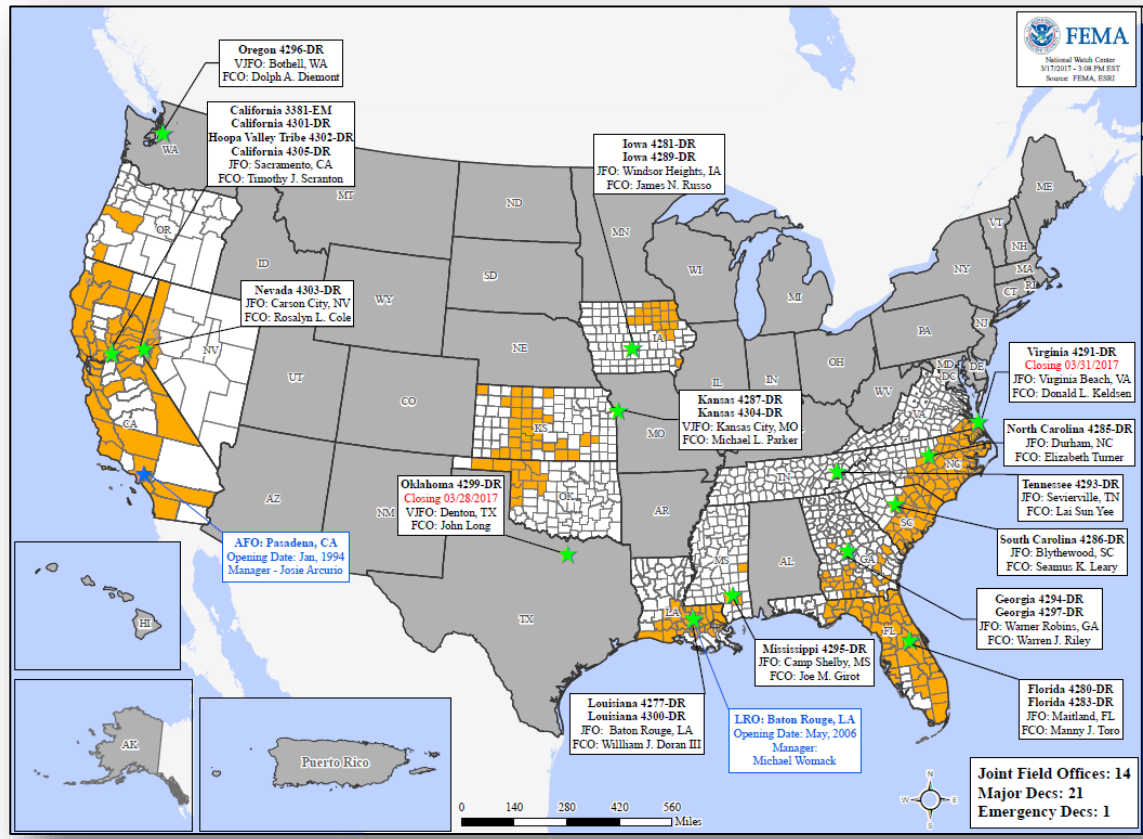
Disaster Requests & Declarations



FEMA

Declaration Requests in Process		Requests APPROVED (since last report)	Requests DENIED (since last report)
4	Date Requested	0	0
ID – DR Severe Winter Storm	February 28, 2017		
NV – DR Severe Winter Storms, Straight-line Winds, Flooding and Mudslides	March 8, 2017		
WY – DR Severe Winter Storm	March 9, 2017		
OR – DR Severe Winter Storms, Flooding, Landslides, and Mudslides	March 9, 2017		

Open Field Offices



Readiness – Deployable Teams and Assets



Resource	Force Strength	Available		Deployed	Other	Cadres with less than 25% availability
Total Workforce	10,173	5,993	62%	2,863	1,317	Field Leadership

Resource	Status	Total	FMC Available	Partially Available	Not Available	Detailed, Deployed, Activated	Comments	Status Criteria																				
National IMAT		3	3	0	0	0	East-2 – Primary (March)	Green: >3 Teams Available Yellow: 1 - 2 Teams Available Red: 0 Teams Available <i>N-IMAT red if 50% of Section Chiefs or Team Leader unavailable for deployment</i>																				
Regional IMAT		13	10	0	0	3	Deployed: Region II to Herndon, VA (Training thru 3/22) FMC Region IV-2 to MS (DR-4295) Region IX-1 to NV (DR-4303) Region IX-2 to CA (EM-3381)	Green > 6 Teams Available Yellow: 4 - 6 Teams Available Red: 0 - 4 Teams Available <i>R-IMAT also red if TL or Ops / Log Chief is unavailable & has no qualified replacement</i>																				
FCO		36	8	0	5	23		OCD Readiness <table border="1"> <thead> <tr> <th>FCO</th> <th>Green</th> <th>Yellow</th> <th>Red</th> </tr> </thead> <tbody> <tr> <td>Type 1</td> <td>3+</td> <td>2</td> <td>1</td> </tr> <tr> <td>Type 2</td> <td>4+</td> <td>3</td> <td>2</td> </tr> <tr> <td>Type 3</td> <td>4+</td> <td>3</td> <td>2</td> </tr> <tr> <td>FDRC</td> <td>3</td> <td>2</td> <td>1</td> </tr> </tbody> </table>	FCO	Green	Yellow	Red	Type 1	3+	2	1	Type 2	4+	3	2	Type 3	4+	3	2	FDRC	3	2	1
FCO	Green	Yellow	Red																									
Type 1	3+	2	1																									
Type 2	4+	3	2																									
Type 3	4+	3	2																									
FDRC	3	2	1																									
FDRC		11	5	0	3	3																						
US&R		28	27	0	0	1	NV-TF1 deployed to Reno, NV (flooding)	Green: >66% Available Yellow: 33% - 66% Available Red: <33% Available																				
MERS		36	30	0	6	0		Green: >66% Available Yellow: 33% - 66% Available Red: <33% Available																				

Readiness – Activation Teams



Resource	Status	Total	Status	Activated Team	Activation Level	Activation Times	Reason/Comments
NWC		5	Not Activated				
NRCC		2	Not Activated				
HLT		1	Not Activated				Deactivated for the season
RWCs/MOCs		10	Not Activated				
RRCCs		10	Not Activated				

Back-up Regions (March 20-27): I, II & VIII

Regional Back-up Slide



Criteria	Definition	Weighting			FEMA Region									
					I	II	III	IV	V	VI	VII	VIII	IX	X
All-Hazard Threats	Likelihood of imminent disaster that will exhaust the staffing resources of the region.	Steady State (15)	Localized (9)	Multiple (3)	15	15	9	3	3	9	3	15	15	15
Personnel Capabilities (IMAT, DA Work Force, etc.)	Availability of the extra staff resources.	Multiple Teams (20)	Extra Team (12)	<1 Full Team (4)	12	12	12	12	12	20	12	12	4	12
Number of JFOs Open in Region	Number of open or potential JFOs within the region that require staffing over the next 2 weeks relative to the number of states in the region.	≤ 25% (5)	≤ 50% ≥ (3)	≥ 75% (1)	5	5	5	1	5	3	3	5	3	5
Number of Declared Disasters or Emergencies in the Region	Number of active or potential disasters/emergencies being worked within the region that require staffing over the next 2 weeks relative to the number of states in the region.	≤ 25% (10)	≤ 50% ≥ (6)	≥ 75% (2)	10	10	10	2	10	6	2	10	2	10
		Totals			42	42	36	18	30	38	20	42	24	42

Regions I, II & VIII



FEMA

FEMA's mission is to support our citizens and first responders to ensure that as a nation we work together to build, sustain, and improve our capability to prepare for, protect against, respond to, recover from, and mitigate all hazards.