

The Disaster Center is dedicated to the idea that disaster mitigation is cost effective and individuals pursuing their own interest are the greatest potential force for disaster reduction.

Please consider making a small donation to the Disaster Center



When disaster mitigation is cost effective, we are on the road to bringing disasters to an end.



FEMA

Daily Operations Briefing

Friday, July 13, 2018

8:30 a.m. EDT

Wildfire Summary



FEMA

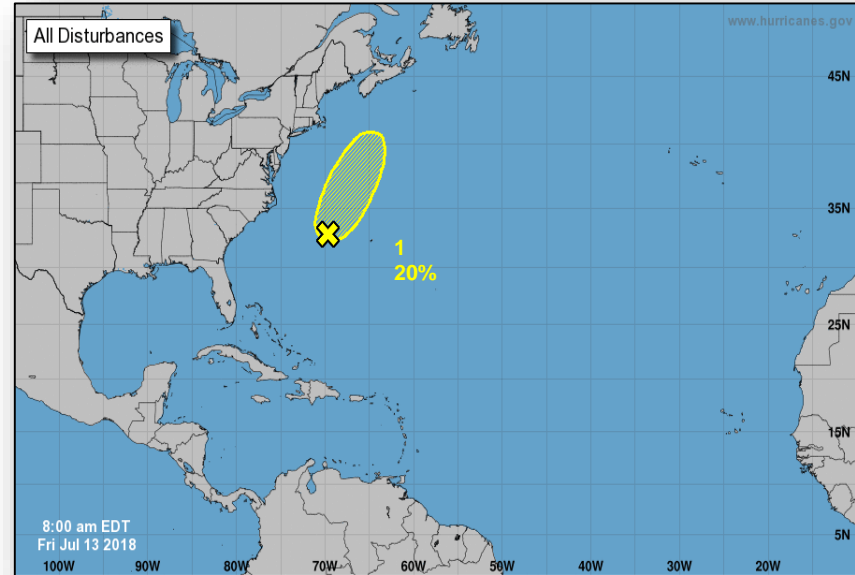
Fire Name (County)	FMAG Number	Acres Burned	Percent Contained	Evacuations (Residents)	Structures			Fatalities / Injuries
					Threatened	Damaged	Destroyed	
Colorado (1)								
Lake Christine (Eagle) FINAL	5249-FM-CO	6,602 (+257)	54% (+5%)	Lifted	0 (-20) homes	0	3 homes	0 / 5
Utah (1)								
Dollar Ridge (Wasatch / Duchesne) FINAL	5248-FM-UT	56,687	60%	Mandatory	250 homes	6 homes	438 (75 homes)	0 / 2

Tropical Outlook – Atlantic



Disturbance 1 (as of 8:00 a.m. EDT)

- Remnants of Beryl 300 miles west of Bermuda
- Moving NNE at about 10 mph
- Formation chance through 48 hours: Low (20%)
- Formation chance through 5 days: Low (20%)

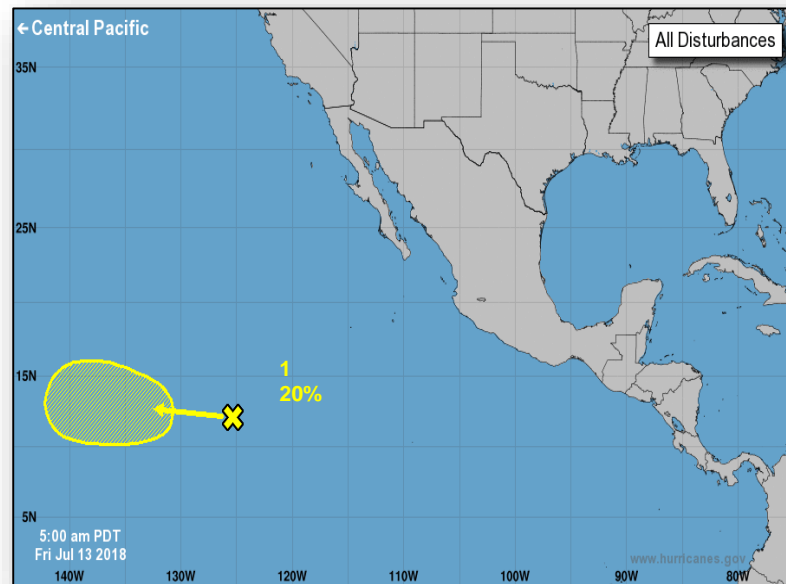


Tropical Outlook – Eastern Pacific

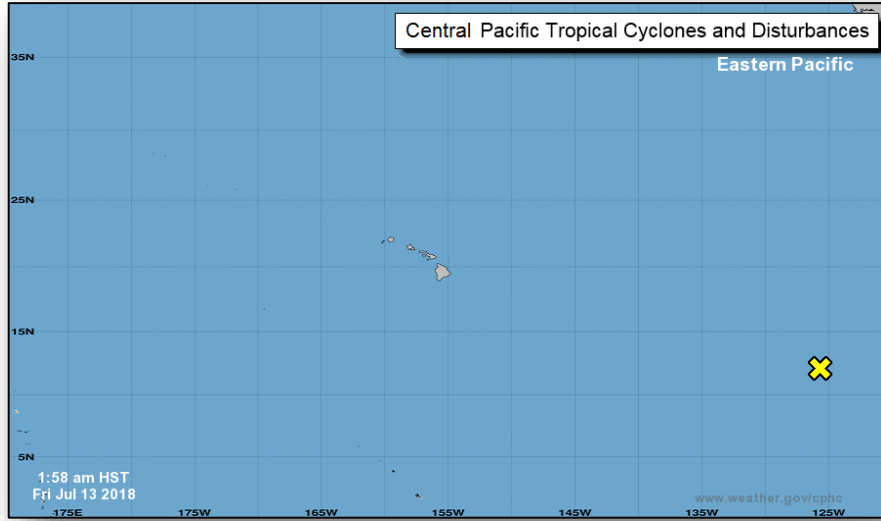


Disturbance 1 (as of 8:00 a.m. EDT)

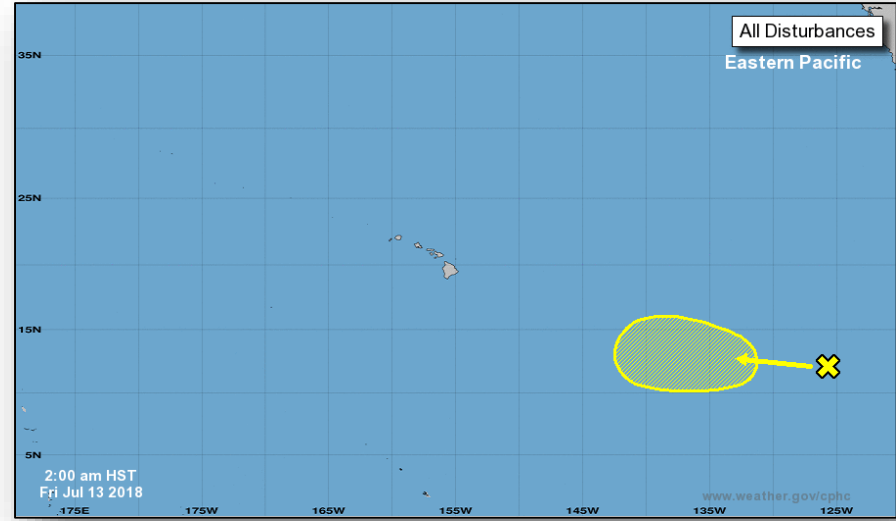
- Trough of low pressure 1500 miles southwest of the southern coast of Mexico
- Moving W at about 10 mph
- Formation chance through 48 hours: Low (0%)
- Formation chance through 5 days: Low (20%)



Tropical Outlook – Central Pacific



48 Hour Outlook

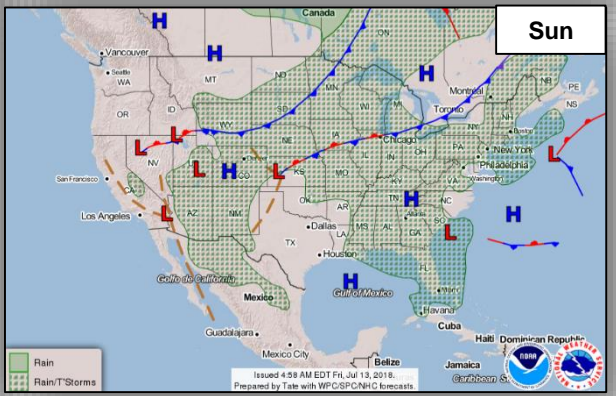
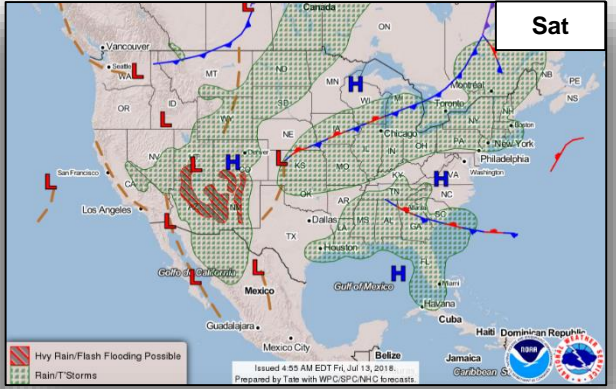
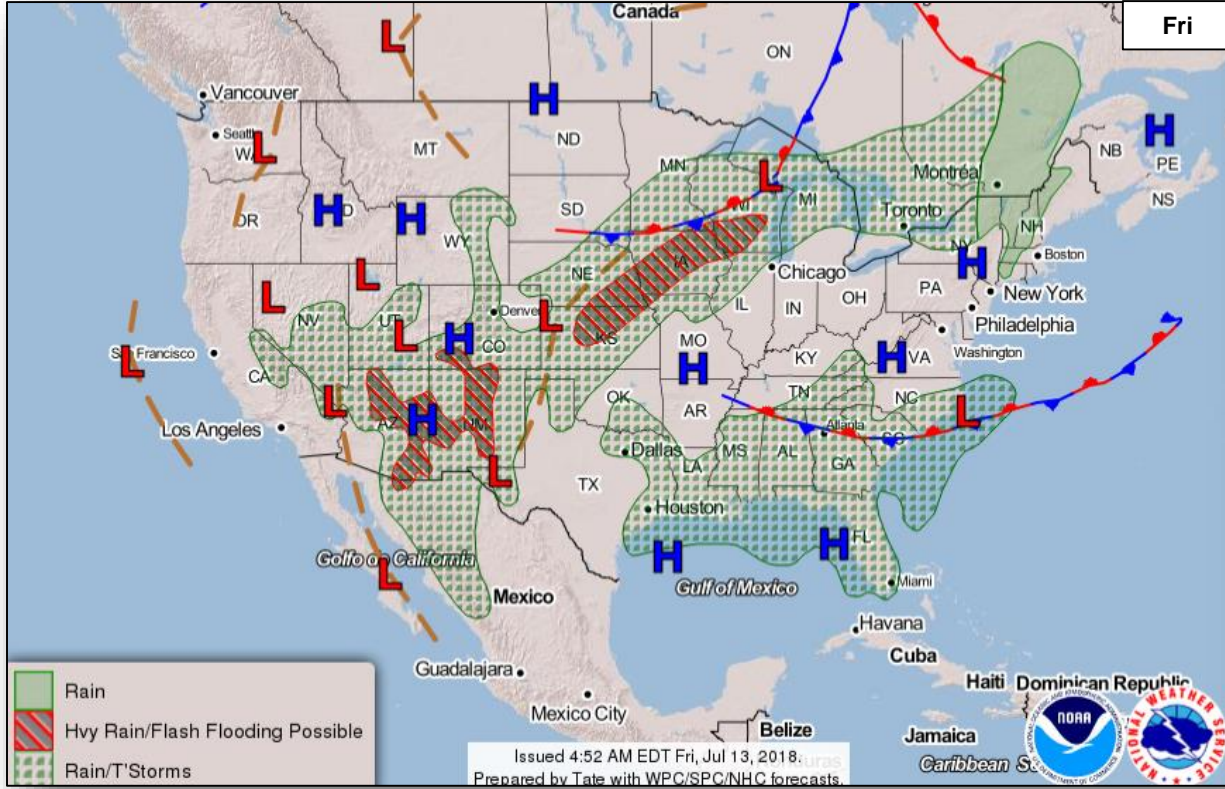


5 Day Outlook

National Weather Forecast



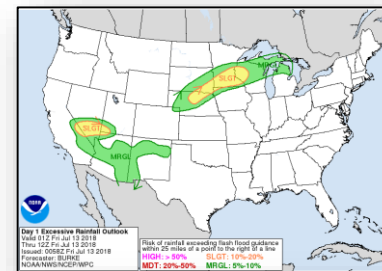
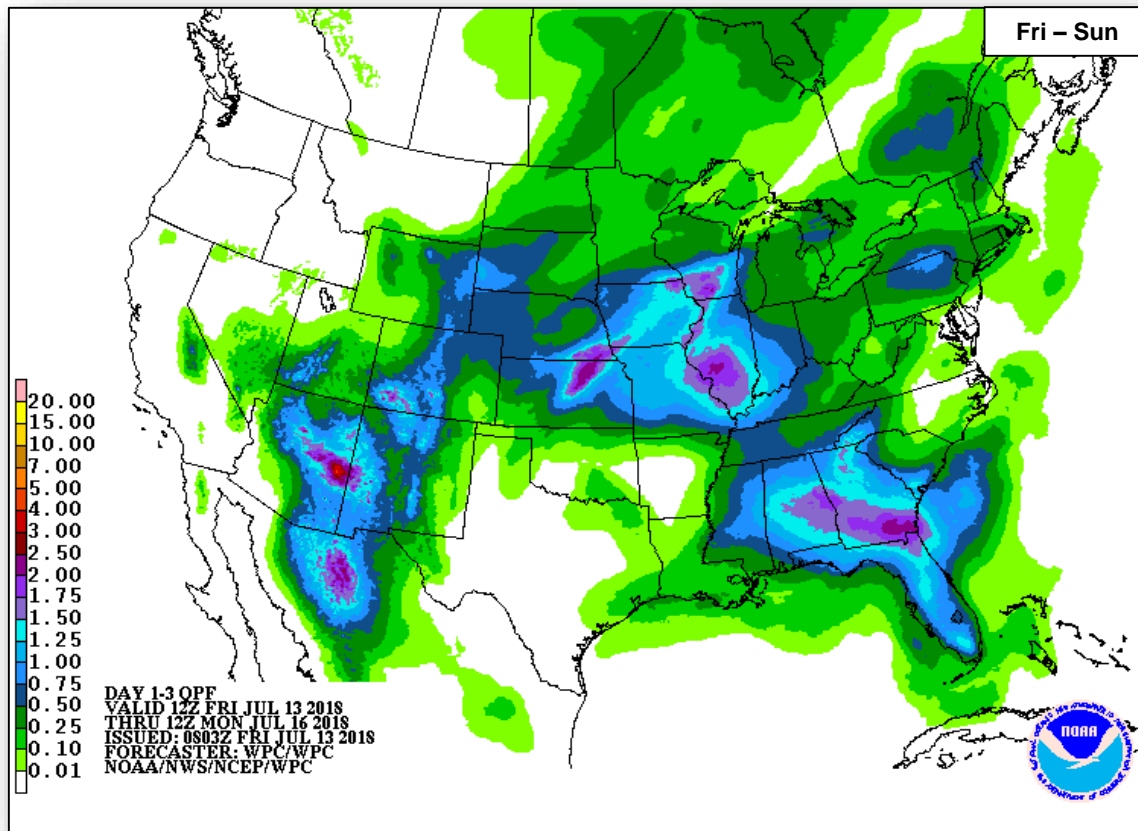
FEMA



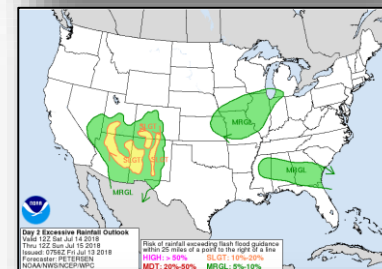
Precipitation / Excessive Rainfall Forecast



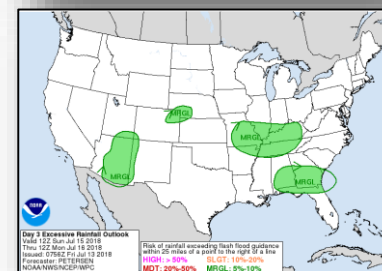
FEMA



Fri



Sat

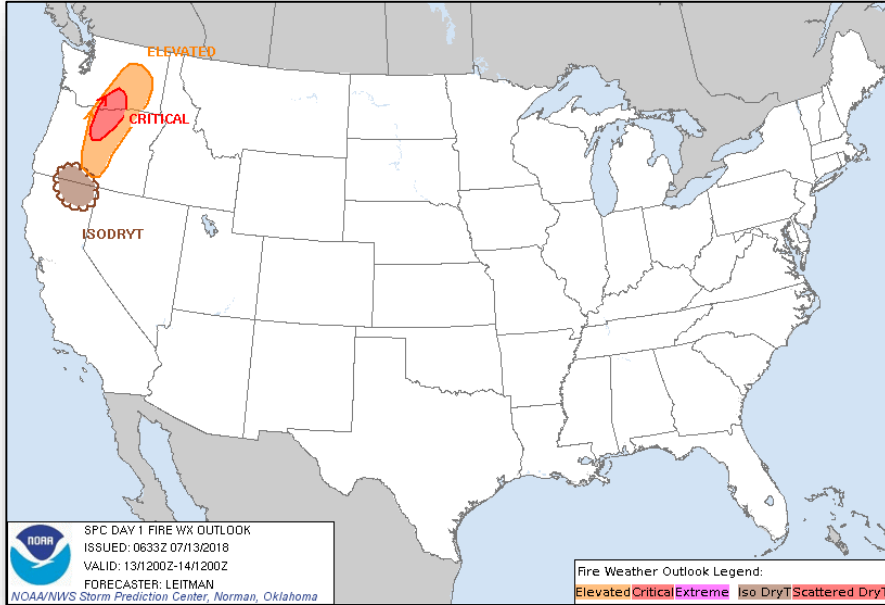


Sun

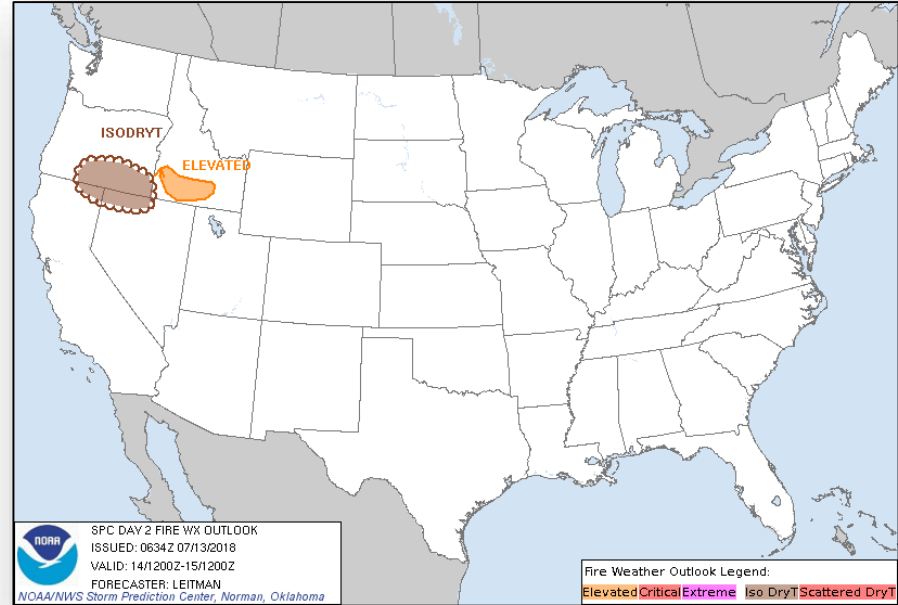
Fire Weather Outlook



FEMA



Friday



Saturday

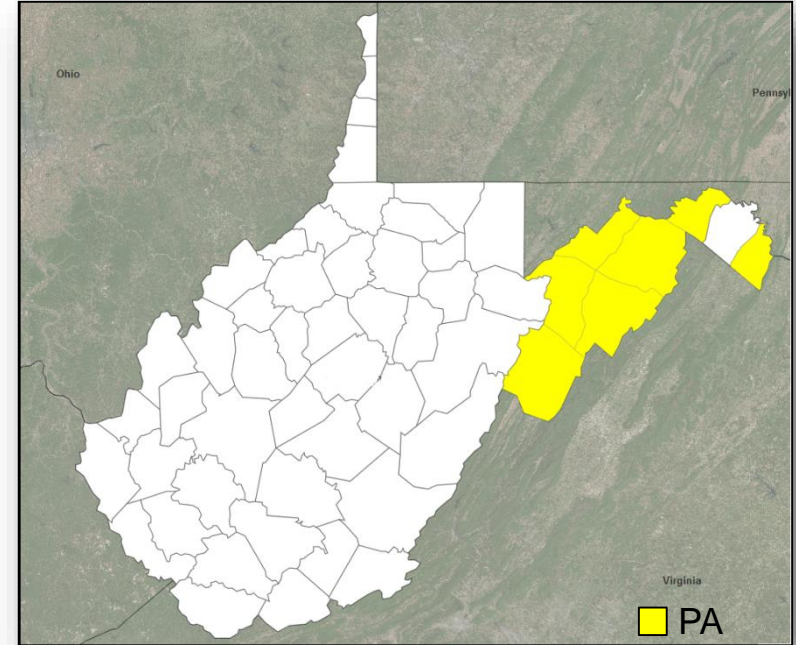
Declaration Approved



FEMA

FEMA-4378-DR-WV

- Major Disaster Declaration approved July 12, 2018, for the State of West Virginia
- For Severe Storms, Flooding, Landslides, and Mudslides that occurred May 28 to June 3, 2018
- Provides:
 - Public Assistance for 7 counties
 - Hazard Mitigation statewide



Disaster Requests and Declarations



FEMA

Declaration Requests in Process					Requests APPROVED (since last report)	Requests DENIED (since last report)
9	IA	PA	HM	Date Requested	1	1
MA – DR Severe Winter Storm and Snowstorm		X	X	June 12, 2018		
Federated States of Micronesia (FSM) – Flooding <i>*Request made pursuant to the Compacts of Free Association, not under Stafford Act.</i>				June 13, 2018		
SD – DR Severe Storms and Flooding		X	X	June 14, 2018		
MT – DR Flooding		X	X	June 18, 2018		
VT – DR Severe Storm and Flooding		X	X	June 21, 2018		
LA – DR Severe Storms, Tornadoes, and Straight-line Winds (Appeal)	X		X	June 22, 2018		Denied July 12, 2018
WV – DR Severe Winter Storms, Flooding, Landslides, and Mudslides		X	X	June 28, 2018	Declared July 12, 2018	
LA – DR Flooding		X	X	June 29, 2018		
AK – DR Flooding		X	X	June 28, 2018		
CT – DR Severe Storms, Tornadoes, and Straight-line Winds	X	X	X	July 9, 2018		
MI – DR Severe Storms, Flooding, Landslides, and Mudslides	X	X	X	July 9, 2018		

Joint Preliminary Damage Assessments



FEMA

Region	State / Location	Event	IA / PA	Number of Counties		Start – End
				Requested	Completed	
V	MN	Flooding June 15 to July 8, 2018	IA	0	0	N/A
			PA	30 & 2 Tribes*	0	7/19-TBD
V	WI	Flooding June 6-19, 2018	IA	0	0	N/A
			PA	7	0	7/16-TBD
X	WA	Flooding May 5 - 22, 2018	IA	0	0	N/A
			PA	1 Tribe**	0	7/18-TBD

*Red Lake Nation and White Earth Nation

**Confederated Tribes of the Colville Reservation

Readiness – Deployable Teams and Assets



FEMA

Resource	Force Strength	Available	Deployed	Other	Cadres with 25% or Less Availability
IM Workforce	11,637 ▼	3,971 ▲ 34%	4,278 ▲	3,388	EHP 7% (28/383); ER 24% (8/33); FM 24% (66/271); HM 23% (221/957); IT 25% (158/627); PA 16% (288/1,823); SAF 4% (2/53); SEC 18% (19/104)
National IMATs* (3 Teams)	East 1: East 2: West:	B-48 Charlie B-2			
Regional IMATs (4 - 6 Teams)	Assigned: Available: PMC / NMC: Deployed:	13 5 (-1) 4 (+1) 4			
US&R (≥ 66%)	Assigned: Available: PMC / NMC: Deployed:	28 28 0 0			
MERS (≥ 66%)	Assigned: Available: PMC / NMC: Deployed:	36 35 0 1			
FCO (≤ 1 Type I)	Assigned: Available: PMC / NMC: Deployed:	33 8 (-1) 1 (+1) 24			
FDRC (≥ 3)	Assigned: Available: PMC / NMC: Deployed:	14 4 1 9			

* **B-2 Status:** Assemble ≤ 2-hrs, On Site ≤ 18-hrs; **B-48 Status:** Assemble and deploy ≤ 48hrs; **Charlie Status:** No team assemble time requirement

FEMA Readiness – Activation Teams



FEMA

Status		Activated Team	Activation Level	Activation Times	Reason / Comments
NWC (5 Teams)	Steady State				
NRCC (2 Teams)	Available				
HLT (1 Team)	Activated				
RWC / MOCs (10 Regions)	Steady State				
RRCCs (10 Regions)	Available				

Backup Regions: **VIII, IX, and X**



FEMA

FEMA's mission is helping people before, during, and after disasters.