

The Disaster Center is dedicated to the idea that disaster mitigation is cost effective and individuals pursuing their own interest are the greatest potential force for disaster reduction.

Please consider making a small donation to the Disaster Center



When disaster mitigation is cost effective, we are on the road to bringing disasters to an end.



FEMA

Daily Operations Briefing

Tuesday, July 17, 2018

8:30 a.m. EDT

Significant Activity – July 16-17



FEMA

Significant Events: None

Tropical Activity:

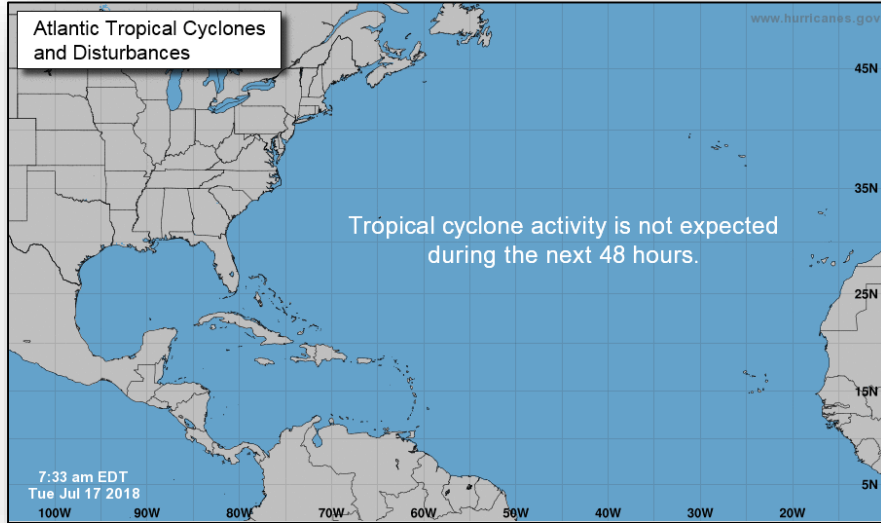
- Atlantic – no new tropical cyclones expected next five days
- Eastern Pacific – Disturbance 1 - Low (20%)
- Central Pacific – Disturbance 1 – Low (30%)
- Western Pacific – No activity affecting U.S. interests

Significant Weather:

- Severe thunderstorms possible - Northeast
- Flash flooding possible – Southwest to Central Rockies; Northern Plains; Northeast
- Isolated dry thunderstorms – ID, MT & WY
- Elevated fire weather – WA, OR, ID & WY
- Red Flag Warnings – OR & WA

Declaration Activity: None

Tropical Outlook – Atlantic

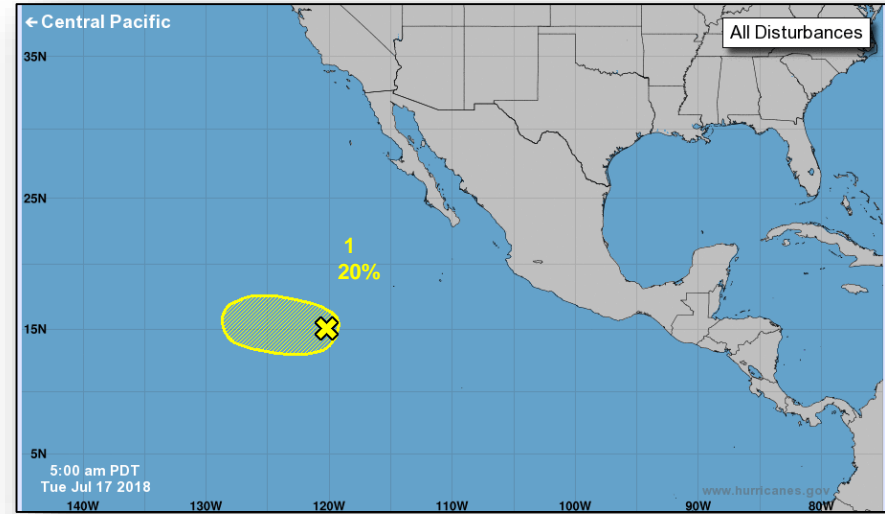


Tropical Outlook – Eastern Pacific



Disturbance 1 (as of 8:00 a.m. EDT)

- Located several hundred miles SW of southern tip of Baja California Peninsula
- Moving W to WNW
- Upper level winds forecast to be unfavorable for development during next few days
- Formation chance through 48 hours: Low (20%)
- Formation chance through 5 days: Low (20%)

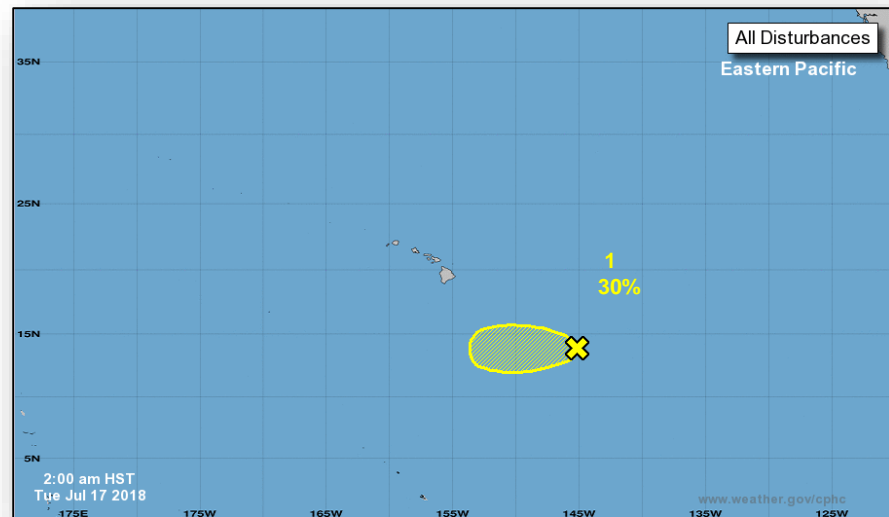


Tropical Outlook – Central Pacific



Disturbance 1 (as of 8:00 a.m. EDT)

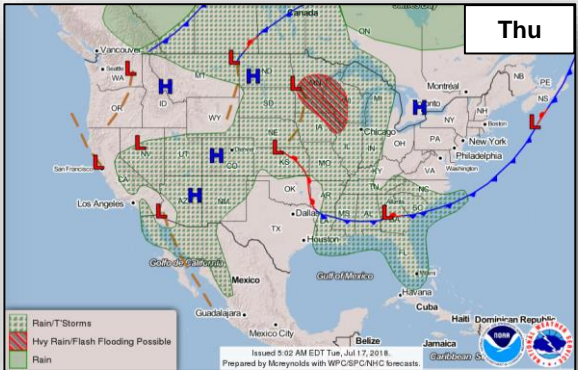
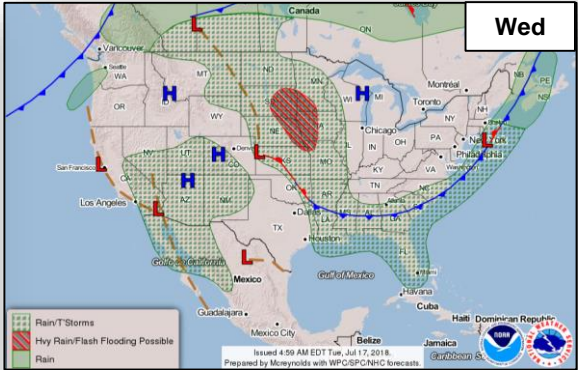
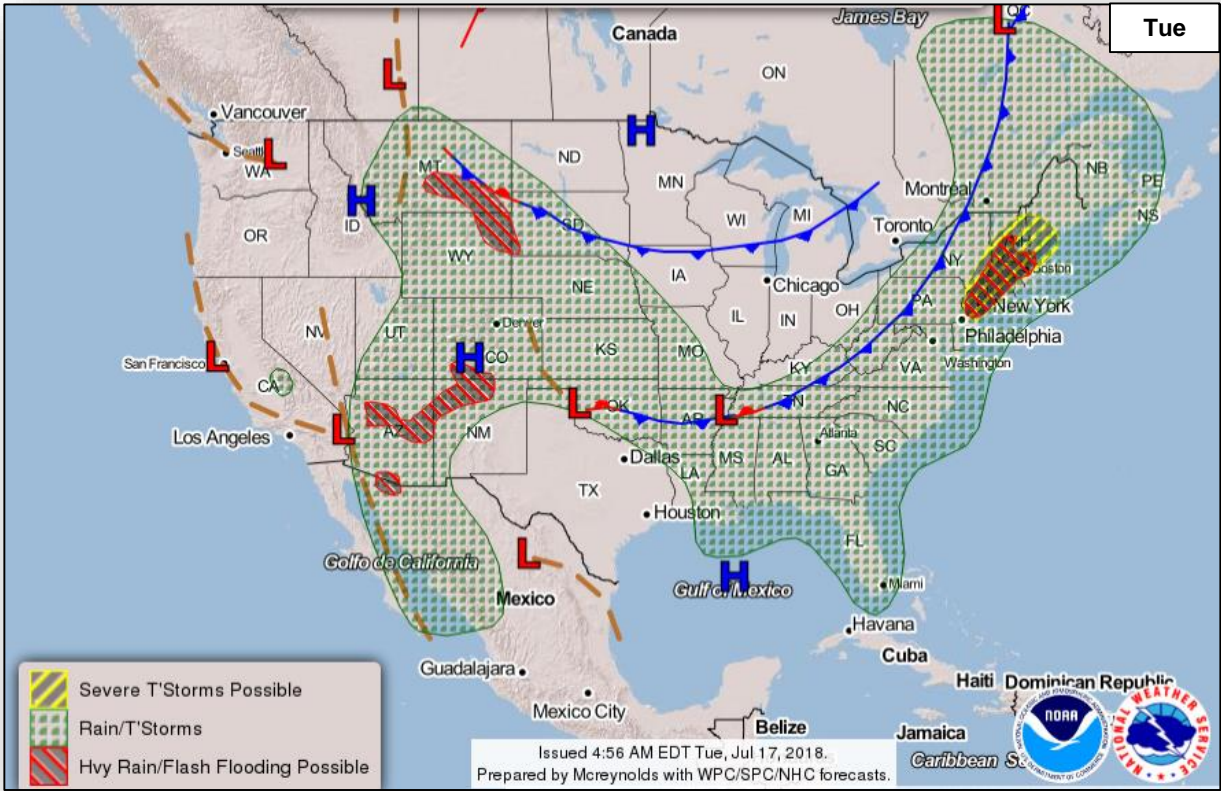
- Located 760 miles SE of Hilo, HI
- Moving W at 10-15 mph
- Environmental conditions becoming increasingly less conducive for significant development
- Formation chance through 48 hours: Low (30%)
- Formation chance through 5 days: Low (30%)



National Weather Forecast



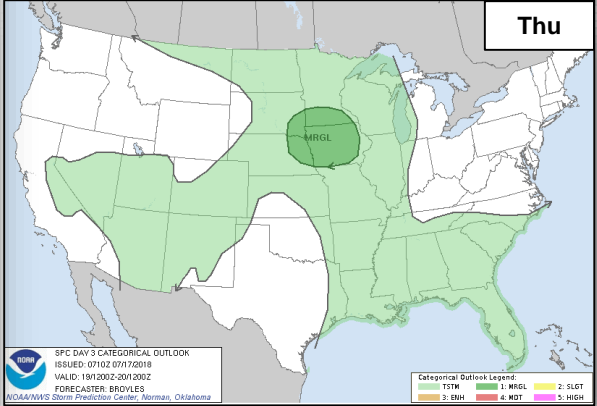
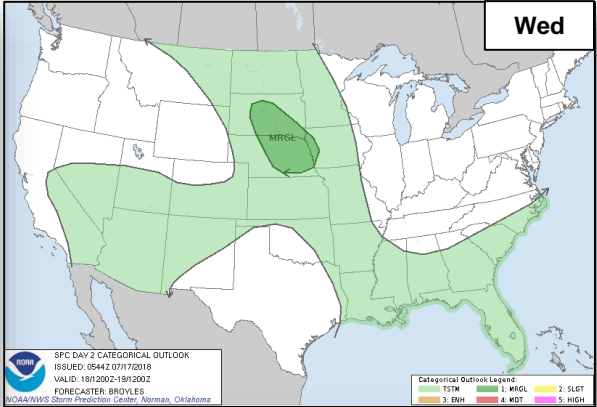
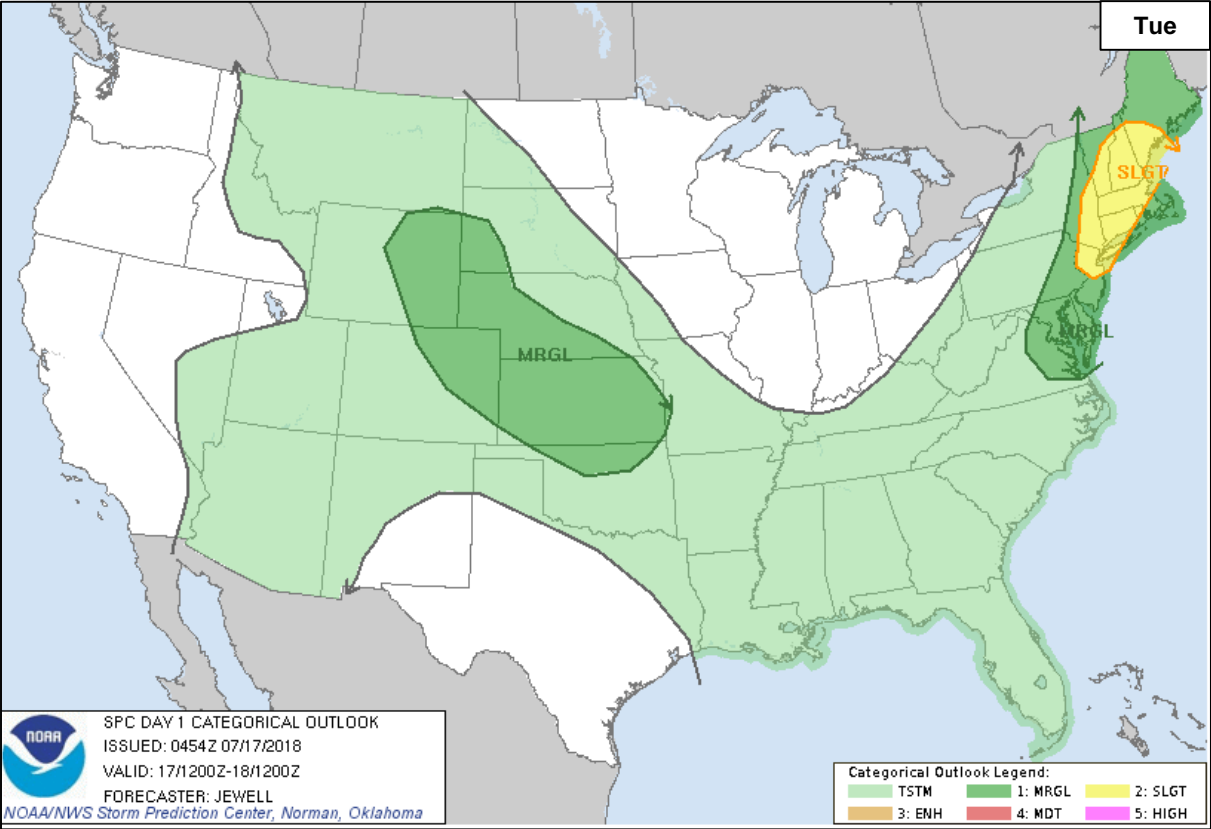
FEMA



Severe Weather Outlook



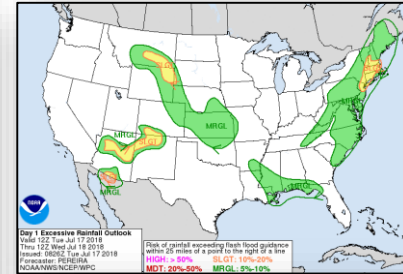
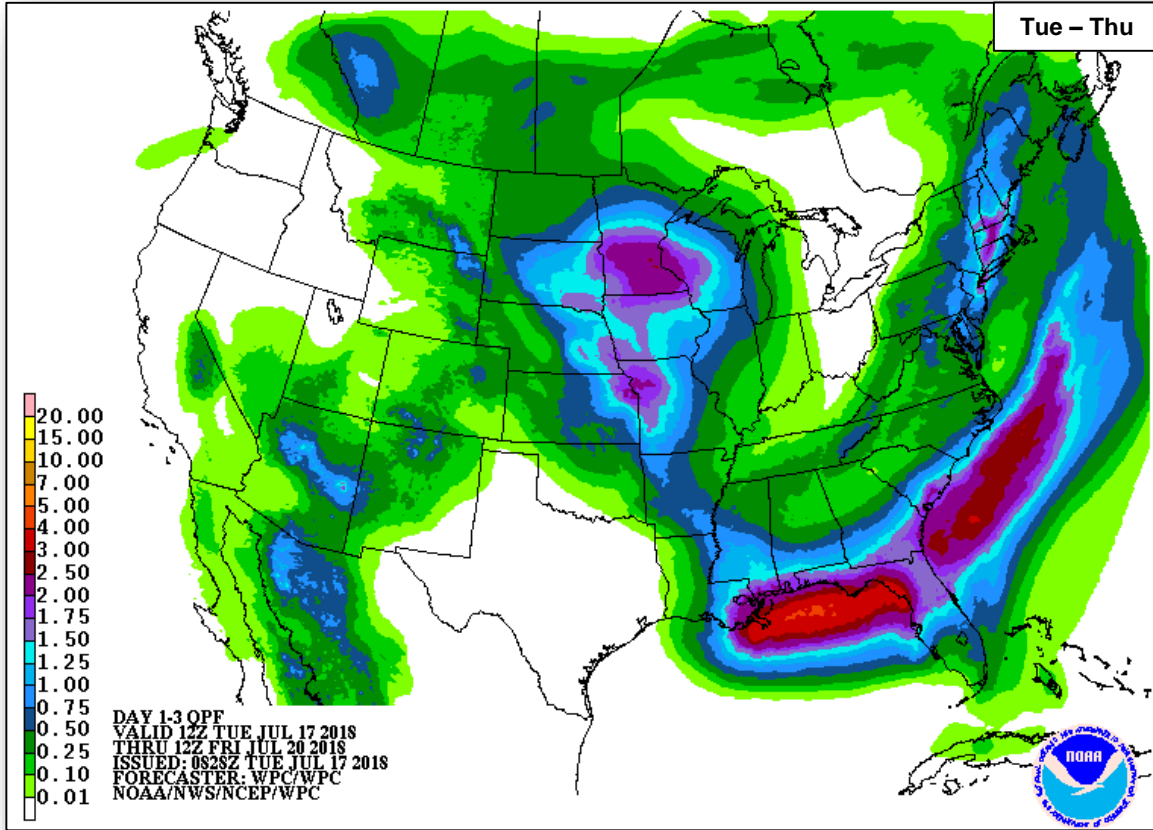
FEMA



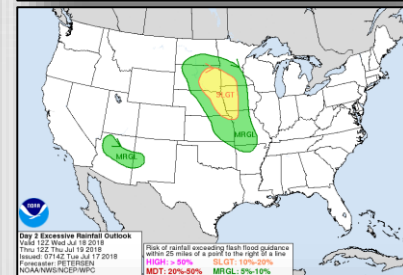
Precipitation / Excessive Rainfall Forecast



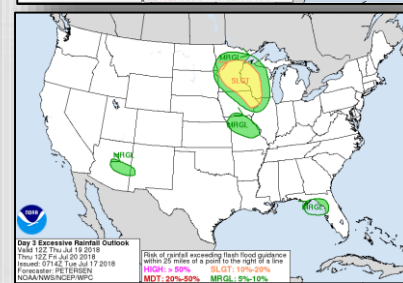
FEMA



Tue



Wed

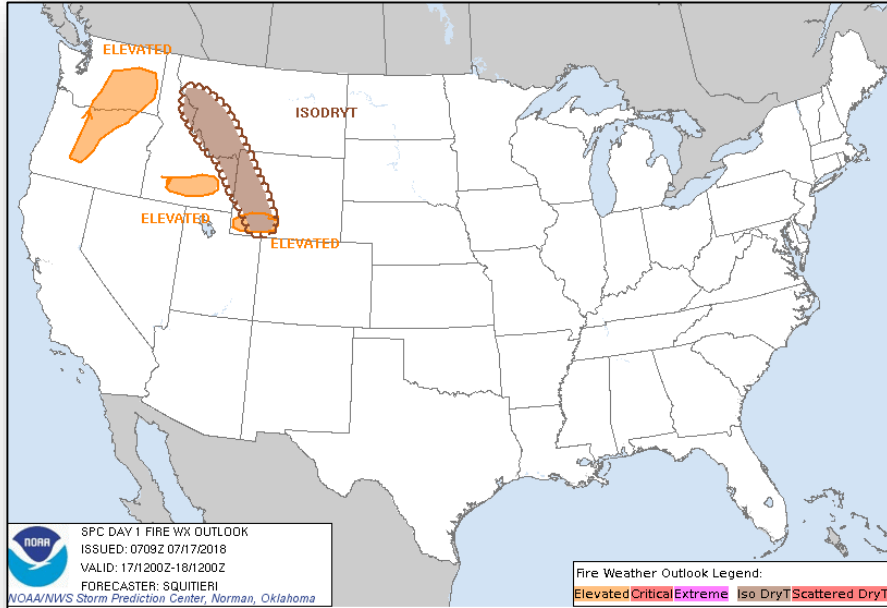


Thu

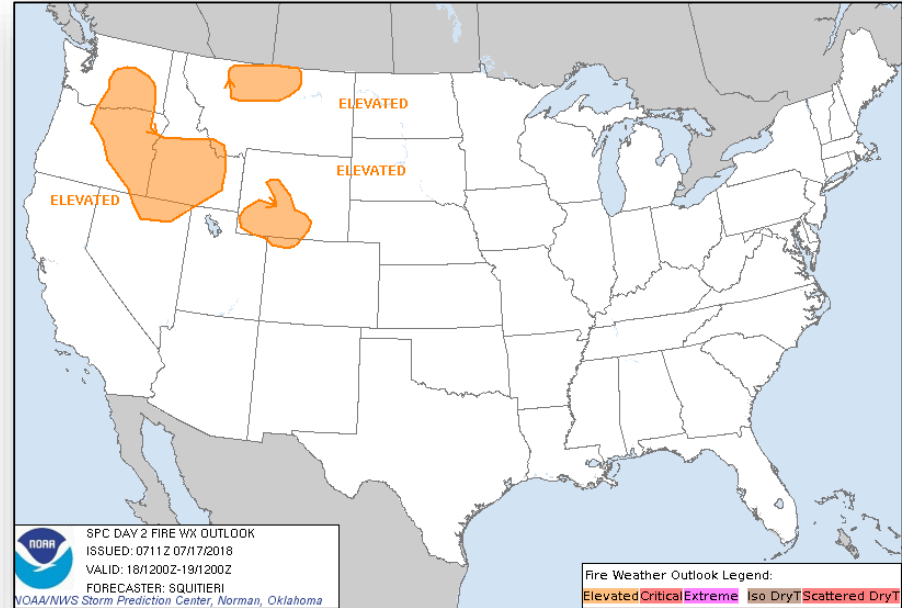
Fire Weather Outlook



FEMA



Tuesday

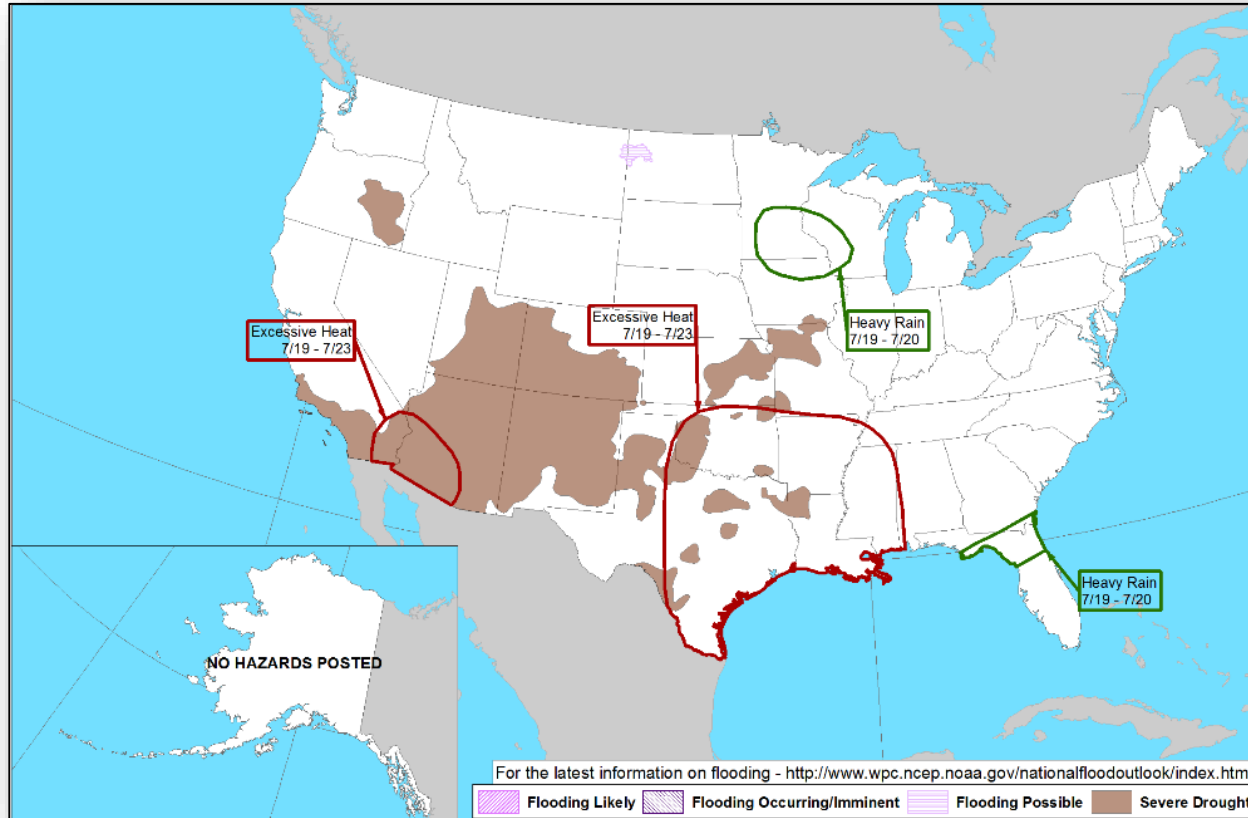


Wednesday

Hazards Outlook – July 19-23



FEMA



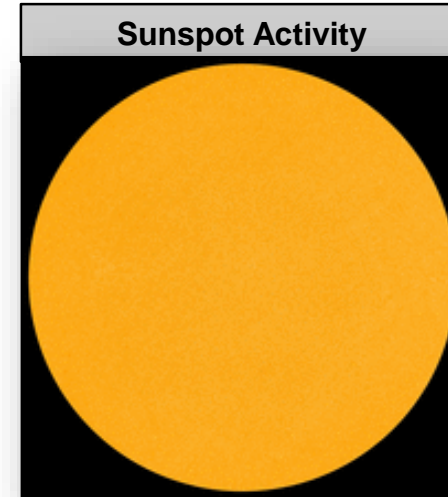

Space Weather



FEMA

	Space Weather Activity	Geomagnetic Storms	Solar Radiation	Radio Blackouts
Past 24 Hours	None	None	None	None
Next 24 Hours	None	None	None	None

For further information on NOAA Space Weather Scales refer to: <http://www.swpc.noaa.gov/noaa-scales-explanation>



Disaster Requests and Declarations



FEMA

Declaration Requests in Process					Requests APPROVED (since last report)	Requests DENIED (since last report)
9	IA	PA	HM	Date Requested	0	0
MA – DR Severe Winter Storm and Snowstorm		X	X	June 12, 2018		
Federated States of Micronesia (FSM) – Flooding <i>*Request made pursuant to the Compacts of Free Association, not under Stafford Act.</i>				June 13, 2018		
SD – DR Severe Storms and Flooding		X	X	June 14, 2018		
MT – DR Flooding		X	X	June 18, 2018		
VT – DR Severe Storm and Flooding		X	X	June 21, 2018		
LA – DR Flooding		X	X	June 29, 2018		
AK – DR Flooding		X	X	June 28, 2018		
CT – DR Severe Storms, Tornadoes, and Straight-line Winds	X	X	X	July 9, 2018		
MI – DR Severe Storms, Flooding, Landslides, and Mudslides	X	X	X	July 9, 2018		

Joint Preliminary Damage Assessments



FEMA

Region	State / Location	Event	IA / PA	Number of Counties		Start – End
				Requested	Completed	
V	MN	Flooding June 15 – July 8, 2018	IA	0	0	N/A
			PA	30 & 2 Tribes*	0	7/19 – TBD
	WI	Flooding June 6-19, 2018	IA	0	0	N/A
			PA	6	0	7/16 – TBD
VII	IA	Severe Weather June 6 – July 2, 2018	IA	0	0	N/A
			PA	31	0	7/17 – TBD
X	WA	Flooding May 5-22, 2018	IA	0	0	N/A
			PA	1 Tribe**	0	7/18 – TBD

*Red Lake Nation and White Earth Nation
 **Confederated Tribes of the Colville Reservation

Readiness – Deployable Teams and Assets



FEMA

Resource	Force Strength	Available	Deployed	Other	Cadres with 25% or Less Availability
IM Workforce	11,633 ▲	4,026 ▼ 35%	4,187 ▲	3,420	EHP (7% 28/382); ER (24% 8/33); HM (23% 221/961); PA (16% 292/1,821); SAF (23% 12/53); SEC (15% 16/104)
National IMATs* (3 Teams)	East 1: B-48 East 2: Charlie West: B-2				<div data-bbox="608 245 859 447"> <p>4351-DR-AK 4369-DR-AK VIFO: Anchorage, AK FCO: Thomas J. Dargan</p> </div> <div data-bbox="1139 245 1284 311"> <p>4347-DR-KS 4375-DR-NE VIFO: C. Johnson-Cage VIFO: Kansas City, MO</p> </div> <div data-bbox="1294 245 1439 360"> <p>4343-DR-WI FCO: Janet M. Odeshoo 4360-DR-OH FCO: Steven W. Johnson 4363-DR-IN FCO: David G. Samaniego VIFO: Chicago, IL</p> </div> <div data-bbox="1449 245 1593 414"> <p>4354-DR-ME* 4355-DR-NH* 4356-DR-VT 4367-DR-ME 4370-DR-NH 4371-DR-NH 4372-DR-MA FCO: James N. Russo JFO: Manchester, NH *R-I IMAT (JFO)</p> </div> <div data-bbox="1758 245 1883 365"> <p>Field Offices ★ JFOs: 15 DRs: 35 EMs: 1 Deployed Teams (Location)</p> </div>
Regional IMATs (4 - 6 Teams)	Assigned: 13 Available: 4 (-1) PMC / NMC: 4 Deployed: 5 (+1)				
US&R (≥ 66%)	Assigned: 28 Available: 28 PMC / NMC: 0 Deployed: 0				
MERS (≥ 66%)	Assigned: 36 Available: 35 PMC / NMC: 0 Deployed: 1				
FCO (≤ 1 Type I)	Assigned: 33 Available: 11 (+3) PMC / NMC: 1 Deployed: 21 (-3)				<div data-bbox="608 769 859 884"> <p>4365-DR-HI FCO: Dolph A. Diemont 4366-DR-HI* FCO: Benigno Bern Ruiz JFO: Honolulu, HI *R-IX IMAT-1 (JFO)</p> </div> <div data-bbox="1255 808 1381 884"> <p>4373-DR-OK VIFO: Denton, TX FCO: Traci L. Brasher</p> </div> <div data-bbox="1391 808 1516 884"> <p>4337-DR-FL 4341-DR-STOF 3395-EM-FL JFO: Orlando, FL FCO: Allan L. Jarvis</p> </div> <div data-bbox="1709 431 1883 485"> <p>4368-DR-NJ JFO: Colts Neck, NJ FCO: Lai Sun Yee</p> </div> <div data-bbox="1709 491 1883 546"> <p>4374-DR-MD 4376-DR-MD JFO: TBD FCO: Emily Brestin</p> </div> <div data-bbox="1709 551 1883 616"> <p>4359-DR-WV 4378-DR-WV JFO: Charleston, WV FCO: Steven S. Ward</p> </div> <div data-bbox="1709 622 1883 742"> <p>4346-DR-SC FCO: Robert D. Samaan 4350-DR-MS 4358-DR-KY 4361-DR-KY FCO: Manny J. Toro VJFO: Atlanta, GA</p> </div> <div data-bbox="1709 748 1883 802"> <p>4338-DR-GA – <i>Closing Jul 20</i> JFO: Atlanta, GA (DC Atlanta) FCO: Thomas J. McCool</p> </div> <div data-bbox="1709 808 1883 851"> <p>4362-DR-AL JFO: Anniston, AL FCO: Thomas J. McCool</p> </div>
FDRC (≥ 3)	Assigned: 14 Available: 6 (+2) PMC / NMC: 1 Deployed: 7 (-2)				<div data-bbox="1149 889 1304 955"> <p>4377-DR-TX JFO: Austin, TX 4339-DR-PR JFO: Jerry S. Thomas R-VI IMAT-1 (Austin, TX) MERS: Denton (McAllen)</p> </div> <div data-bbox="1313 889 1497 1004"> <p>4336-DR-PR 4340-DR-PR JFO: Guaynabo, PR FCO: Michael F. Byrne R-V IMAT (Training) MERS: Bothell, Denton, Denver, Frederick, Maynard, Thomasville</p> </div> <div data-bbox="1516 889 1883 1004"> <p>4335-DR-USVI 4340-DR-USVI JFO: St. Croix, USVI FCO: William L. Vogel R-II IMAT (TTX) MERS: Maynard (St. Thomas)</p> </div>

As of 3:00 a.m. EDT July 17, 2018

* **B-2 Status:** Assemble ≤ 2-hrs, On Site ≤ 18-hrs; **B-48 Status:** Assemble and deploy ≤ 48hrs; **Charlie Status:** No team assemble time requirement

FEMA Readiness – Activation Teams



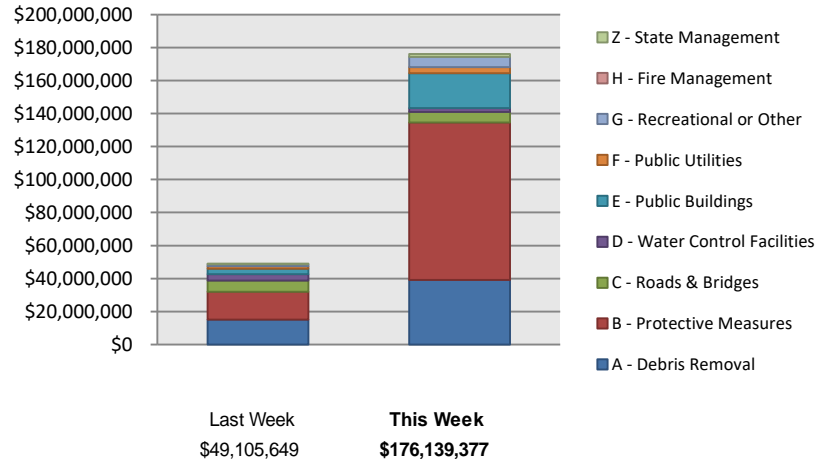
Status		Activated Team	Activation Level	Activation Times	Reason / Comments
NWC (5 Teams)	Steady State				
NRCC (2 Teams)	Available				
HLT (1 Team)	Activated				
RWC / MOCs (10 Regions)	Steady State				
RRCCs (10 Regions)	Available				

Backup Regions: **VIII, IV, and V**

Public Assistance Grant Program

PA Project Worksheets Obligated in past week, as of 07/16/18 at 1500 EDT										
PA Category	Emergency Work		Permanent Work				H - Fire Management	Z - State Management	Total	
	A - Debris Removal	B - Protective Measures	C - Roads & Bridges	D - Water Control Facilities	E - Public Buildings	F - Public Utilities				G - Recreational or Other
Number Of PWs Obligated	42	52	56	7	56	18	15	0	33	\$279.00
Federal Share Obligated	\$39,203,767.70	\$95,375,544.94	\$6,371,783.67	\$2,492,524.89	\$21,036,867.00	\$3,799,557.47	\$6,184,977.52	\$0.00	\$1,674,353.31	\$176,139,376.50

Public Assistance Obligated per Category In the Past 2 Weeks – 07/02/2018 through 07/16/2018



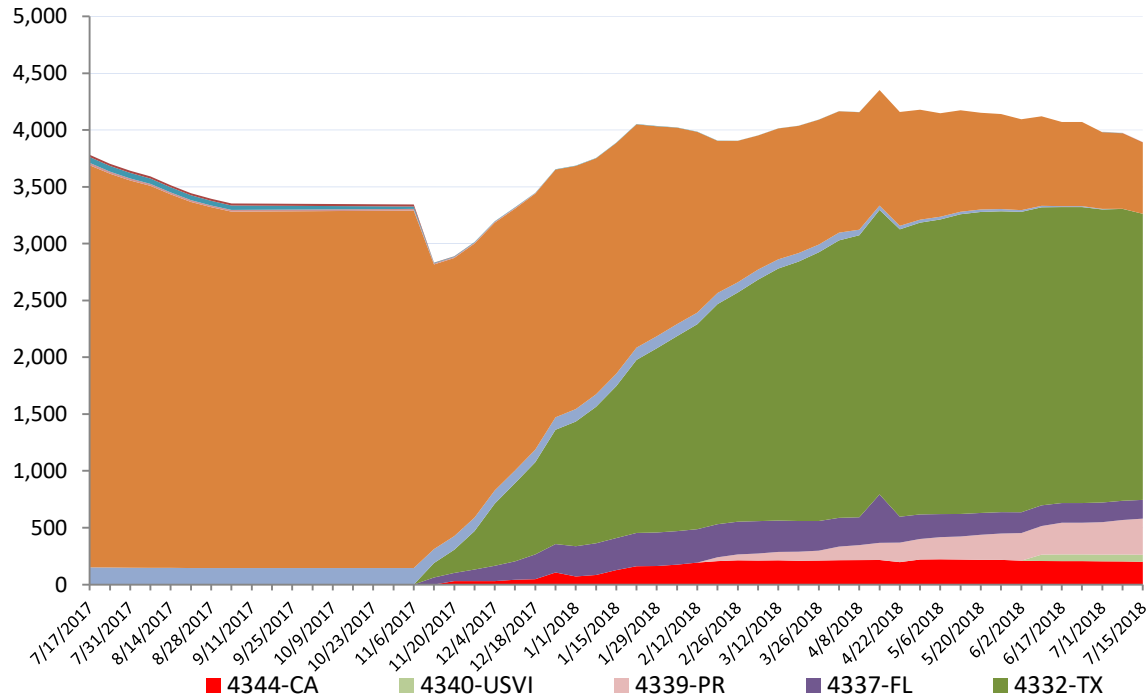
This weeks PA Highlights

- **4340-VI**
 - **\$72.2 Million in Protective Measures**
- **4339-PR**
 - **\$33.2 Million in Debris Removal**
 - **\$12.9 in Protective Measures**

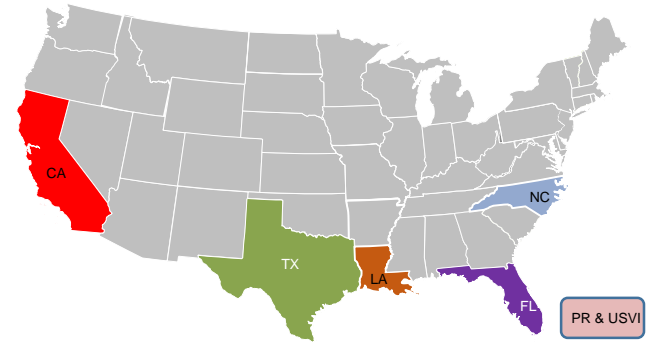
Direct Housing

Total Households in FEMA Direct Housing per State

Past Year per Week, 7/17/2017 – 7/15/2018, There are currently **3,891** Households Occupying **3,891** Temporary Units



DR	IA Declaration Date	Program End Date	Current # of Households in Direct Housing (Weekly Change)
4277-LA	8/14/2016	2/14/2018	628(-37)
4285-NC	10/10/2016	4/10/2018	0 (-1)
4332-TX	8/25/2017	2/25/2018	2518 (-51)
4337-FL	9/10/2017	3/10/2018	165 (-4)
4339-PR	9/10/2017	3/20/2019	318 (+14)
4340-USVI	9/10/2017	3/20/2019	62 (+1)
4344-CA	10/10/2017	4/10/2018	200 (-3)



States with Currently Occupied Units

Individual Assistance Activity

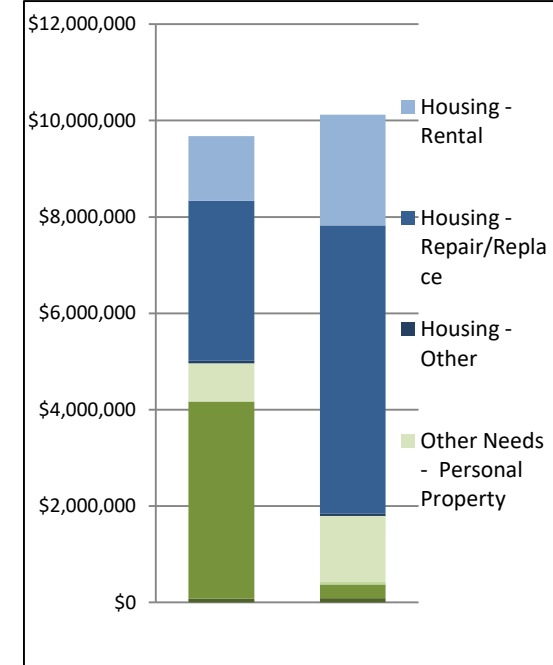
Individuals and Households Program Activity As Of: 7/16/18

IHP Approved per Category in the Past 2 Weeks – 07/09/2018 through 07/16/2018

	In Past 7 Days		Cumulative	
	Applicants Approved	Amount Approved	Applicants Approved	Amount Approved
4364-NC Declared 05-08-2018 End Of Reg Period 07-09-2018				
Housing Assistance	2	\$2,996.00	137	\$332,563.99
Other Needs Assistance	4	\$8,887.97	151	\$301,027.01
Total IHP		\$11,883.97		\$633,591.00
Average IHP				\$2,947
Total Max Grants				0
4365-HI Declared 05-08-2018 End Of Reg Period 08-27-2018				
Housing Assistance	54	\$300,605.43	149	\$913,048.48
Other Needs Assistance	33	\$78,997.65	68	\$153,081.03
Total IHP		\$379,603.08		\$1,066,129.51
Average IHP				\$5,923
Total Max Grants				3
4366-HI Declared 05-11-2018 End Of Reg Period 08-13-2018				
Housing Assistance	219	\$1,420,718.74	517	\$3,773,023.24
Other Needs Assistance	26	\$124,678.86	29	\$125,342.14
Total IHP		\$1,545,397.60		\$3,898,365.38
Average IHP				\$7,440
Total Max Grants				94
4377-TX Declared 07-06-2018 End Of Reg Period 09-04-2018				
Housing Assistance	351	\$2,565,811.18	351	\$2,565,811.18
Other Needs Assistance	149	\$400,722.99	149	\$400,722.99
Total IHP		\$2,966,534.17		\$2,966,534.17
Average IHP				\$7,786
Total Max Grants				0
12 Declarations IHP Programmatically Open - Closed Registration *				
Housing Assistance	998	\$4,032,286.66		
Other Needs Assistance	872	\$1,184,674.25		
Total IHP		\$5,216,960.91		
Total IHP Approved in Past Week		\$10,120,379.73		

Open Registration Period

Other IHP Active



Last Week

This Week

\$9,677,730

\$10,120,380



FEMA

FEMA's mission is helping people before, during, and after disasters.