



FEMA

Daily Operations Briefing

Friday, January 3, 2014

8:30 a.m. EST

Northeast Winter Storm

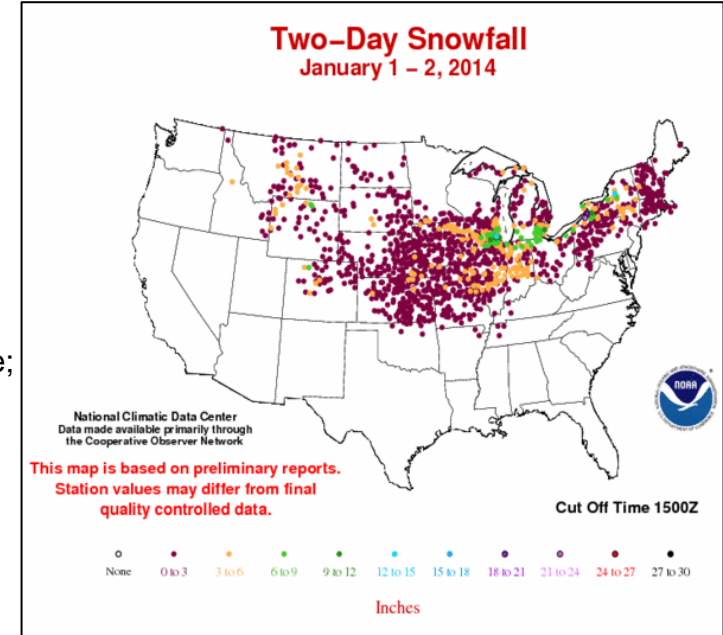


Situation

- Winter Storm Warnings/Watches/Advisories & Wind Chill Warnings/Advisories remain in effect from the Tennessee Valley to the Mid-Atlantic & Northeast
- Blizzard Warnings in effect for much of Long Island & coastal New England
- Low temperatures/wind chills (-10s & -20s) expected in the Mid-Atlantic & New England areas
- Heavy snow forecast to begin tapering off across the Northeast mid-morning
- Coastal flooding and storm surge up to 1.5 feet forecast for New England

Impacts

- DOE reports sporadic power outages throughout the affected areas
- Media reports over 2,300 flight cancellations; numerous flight delays continue; all airports remain open
- NY: Long Island Expressway reopened at 8:00 a.m. today
 - Amtrak northeast corridor service operating on modified snow schedule
- NJ: Portions of NJ Turnpike closed
- Shelters:
 - MA: 2 ARC/Independent shelters open w/ 2 occupants
 - NY: 2 ARC/Independent shelters open w/ no occupants



Northeast Winter Storm – Response



Response

• Region I

- MA EOC at Level III, Full Activation
- CT, ME, VT, RI, & NH EOCs are partially activated
- State warming shelters: 2 open in MA, 18 in CT
- ME Governor issued Limited Emergency Proclamation to allow fuel transport & delivery trucks to drive additional hours

• Region II

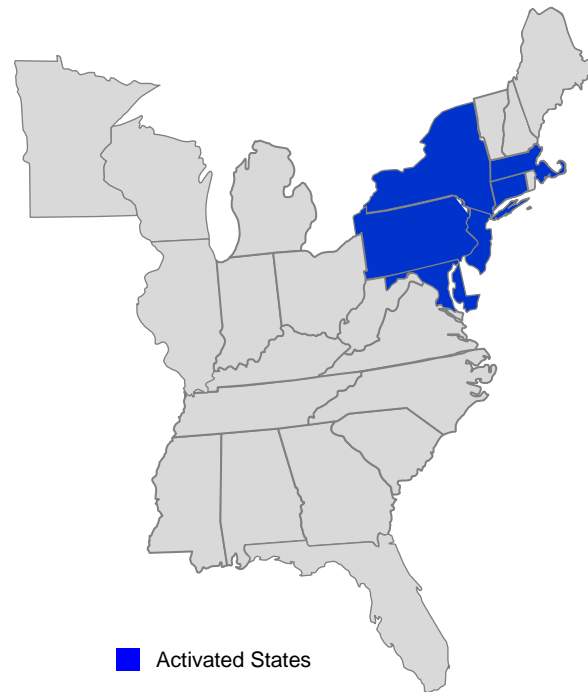
- NYC OEM at Level II, Full Activation
- NY SEOC at Level III, Partial Activation
 - Governor declared a State of Emergency
- NJ EOC (ROIC) at Level III, Limited EOC Activation
 - Governor declared a State of Emergency; state offices closed today

• Region III

- DE EOC at Level III, Additional EOC staffing (Enhanced)
- MD EOC at Level III, Additional EOC staffing (Enhanced)
- PA EOC at Level II, Partial Activation
- All other State EOCs at Normal Operations

• FEMA

- NWC at Watch/Steady State; NRCC not activated
- RWCs at Watch/Steady State; RRCCs not activated
- No requests for FEMA assistance



Disaster Requests & Declarations



Declaration Requests in Process		Requests APPROVED (since last report)	Requests DENIED (since last report)
3	Date Requested	0	0
AR – DR Severe Winter Storm	December 23, 2013		
IN – DR (Appeal) Severe Storms, Straight-line Winds, and Tornadoes	December 23, 2013		
AK – DR Flooding	December 27, 2013		

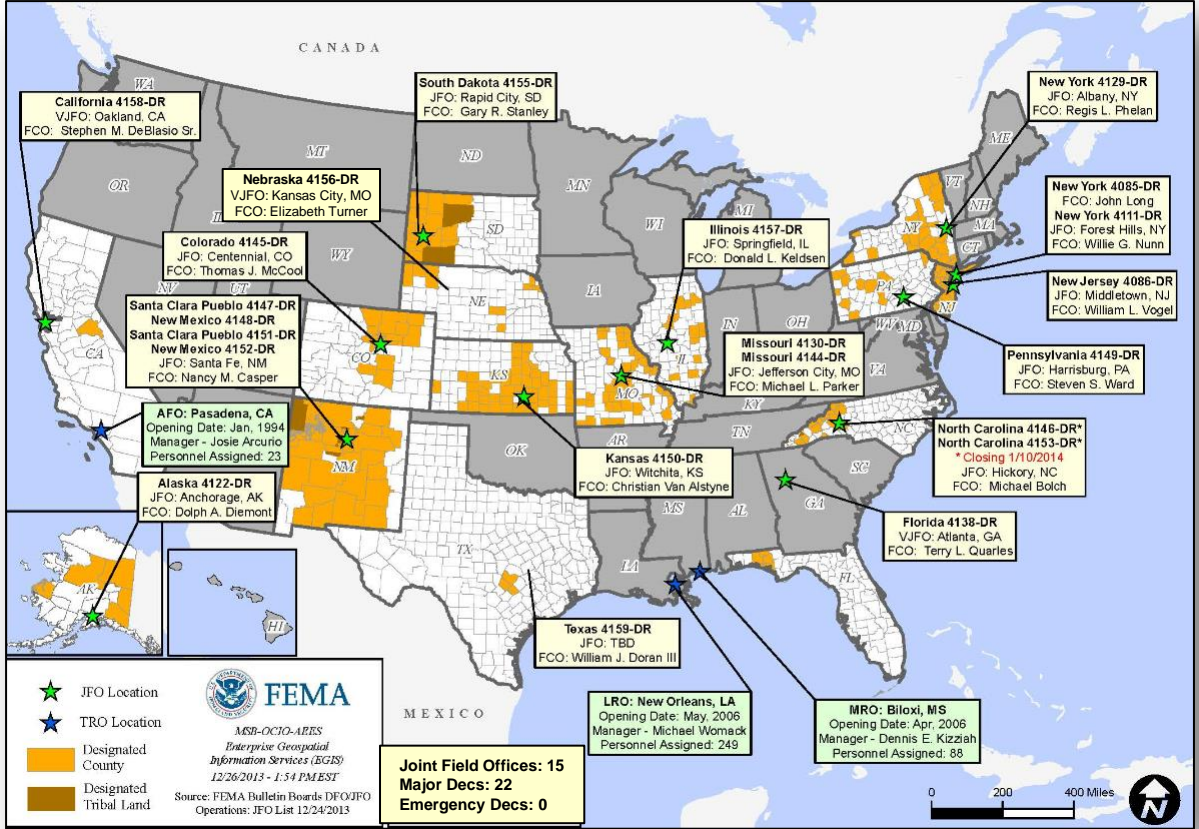
Joint Preliminary Damage Assessments



FEMA

Region	State / Location	Event	IA/PA	Number of Counties		Start – End
				Requested	Complete	
I	VT	Severe Winter Storms Dec 21-22, 2013	PA	7	0	1/2-1/6
VI	OK	Winter Weather Dec 5, 2013 & continuing	PA	6	5	12/19-1/6

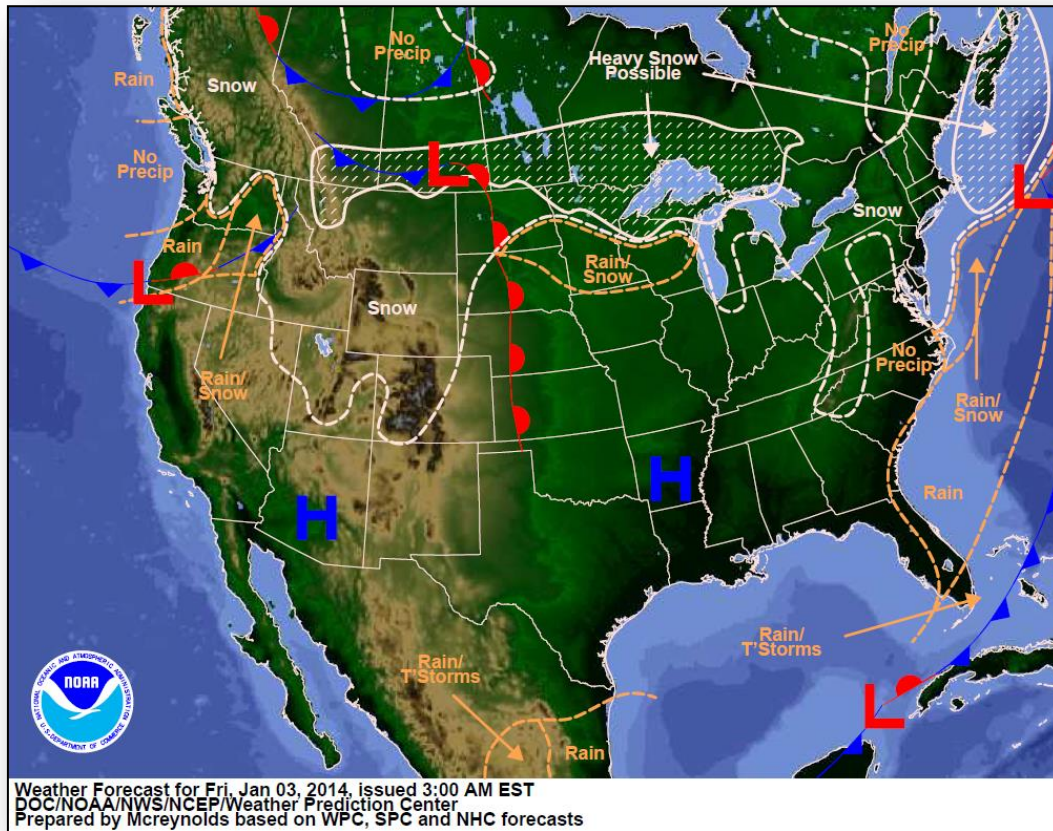
Open Field Offices as of January 3, 2014



National Weather Forecast



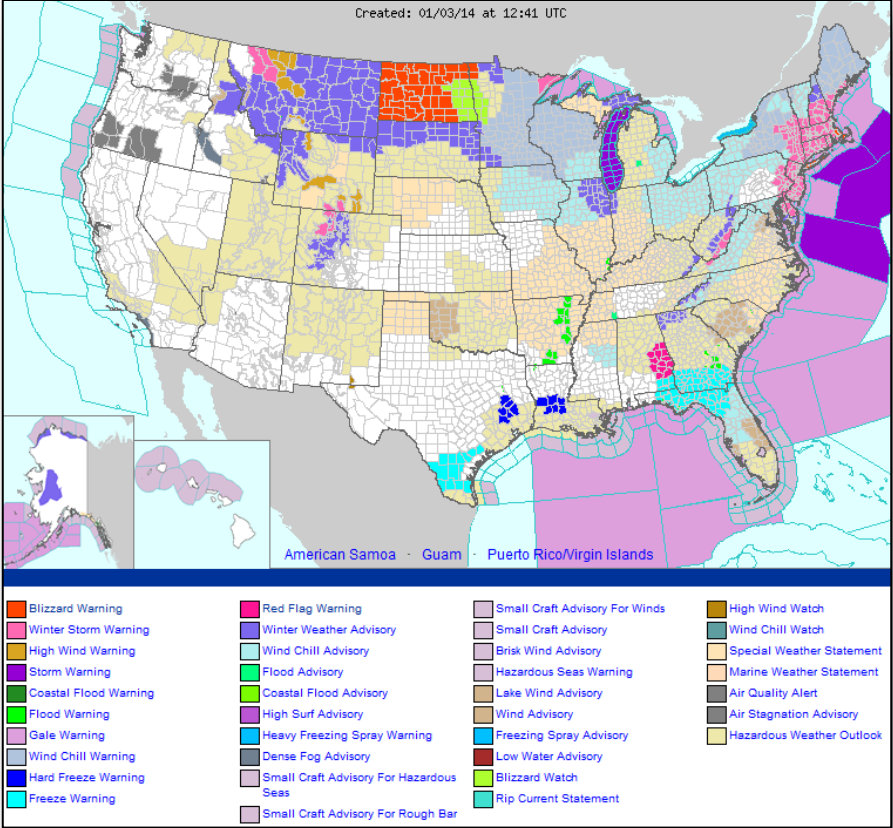
FEMA



Active Watches/Warnings



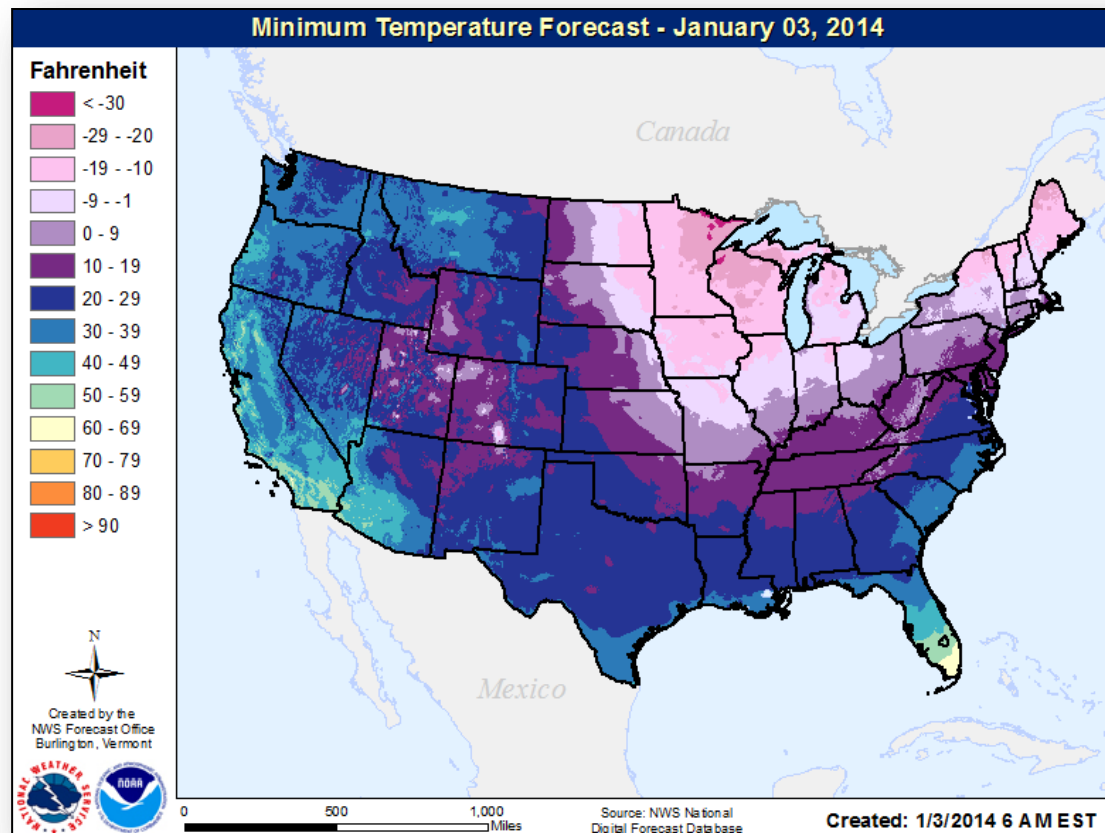
FEMA



Low Temperatures



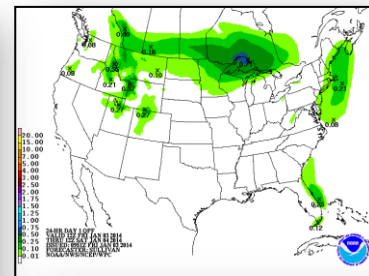
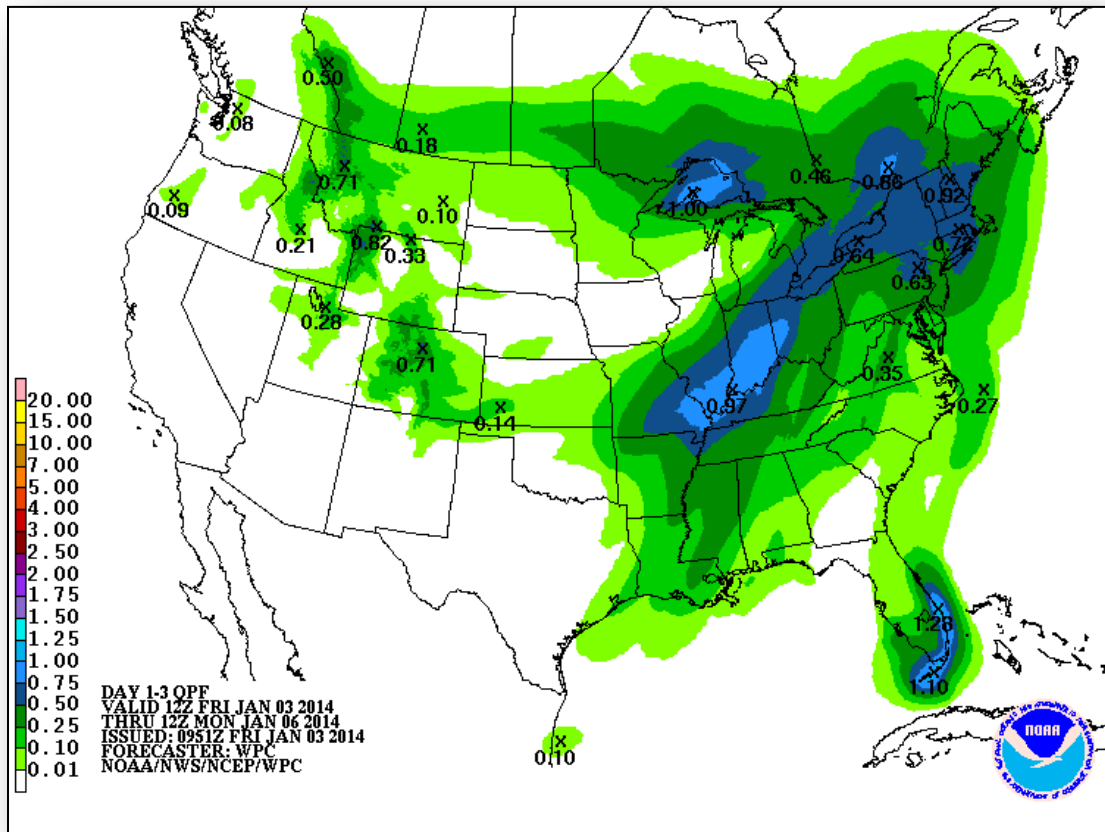
FEMA



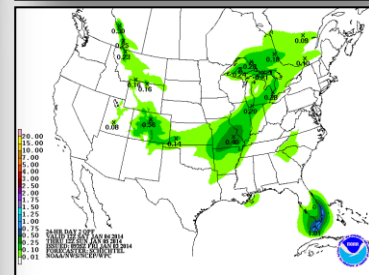
Precipitation Forecast – 3 Day



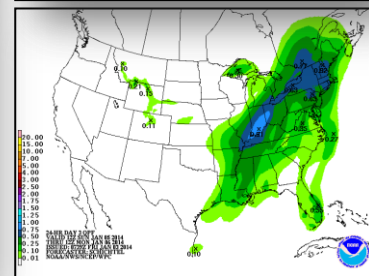
FEMA



Day 1



Day 2

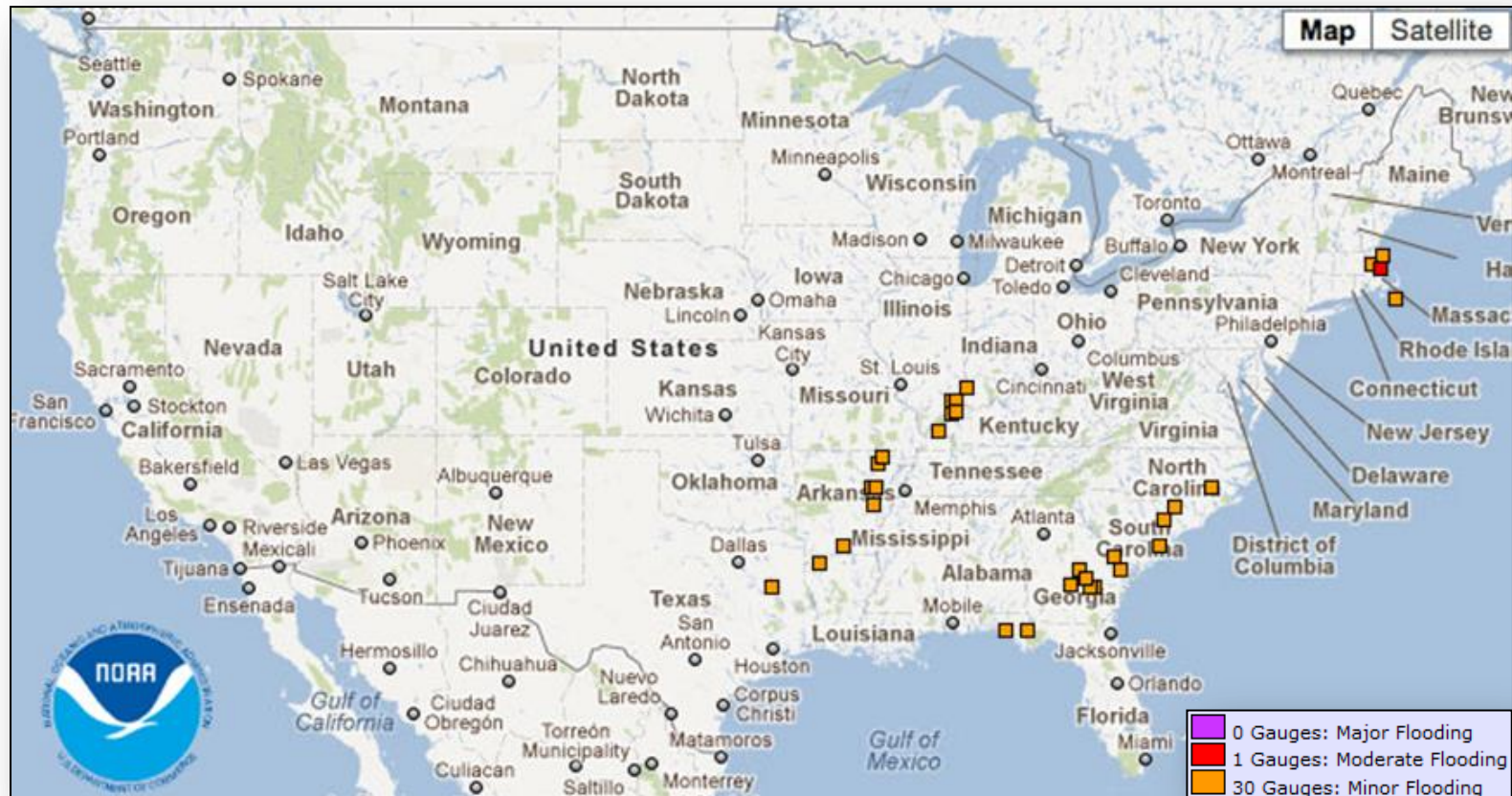


Day 3

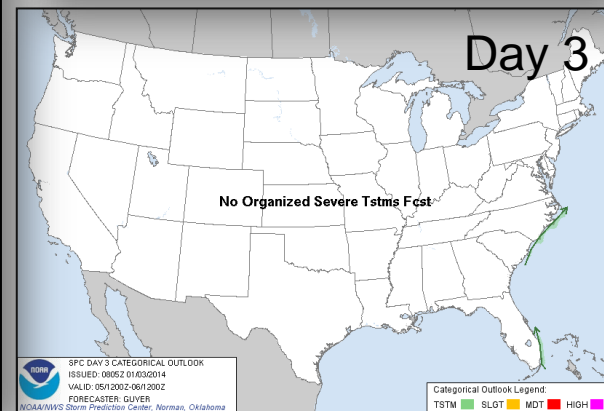
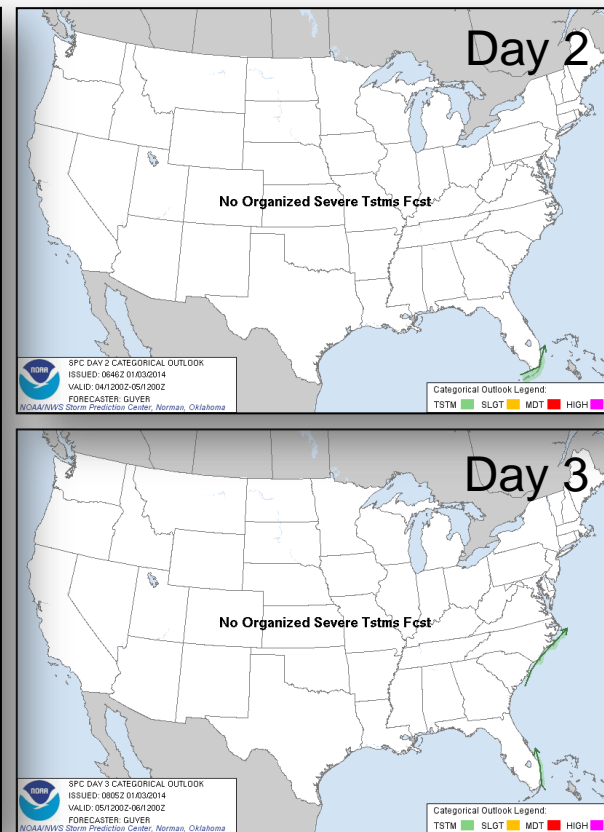
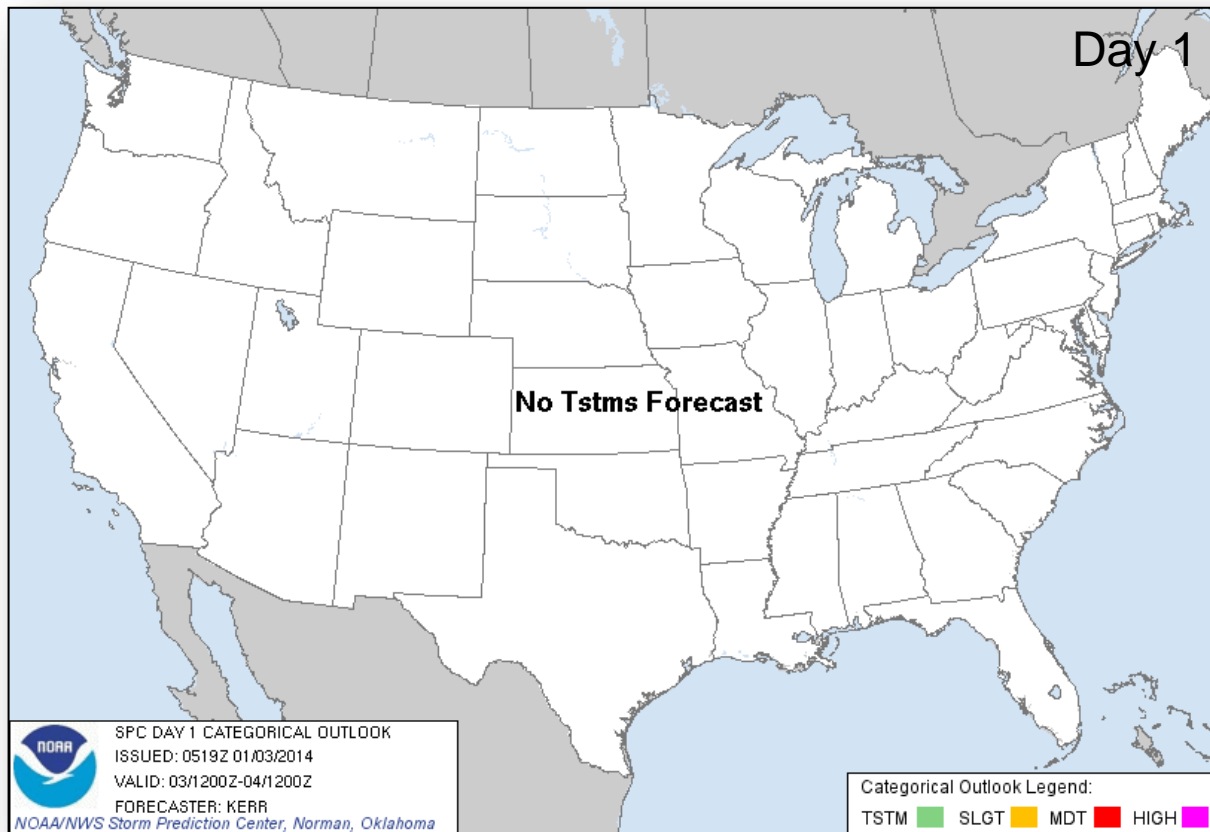
River Forecast – 7 Day



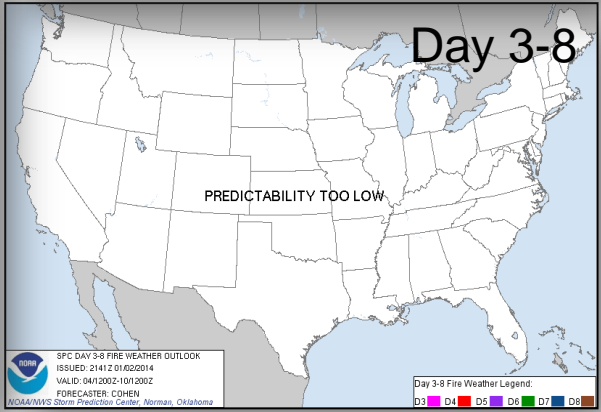
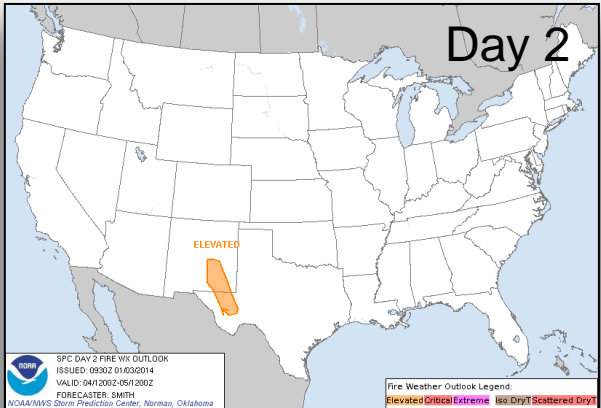
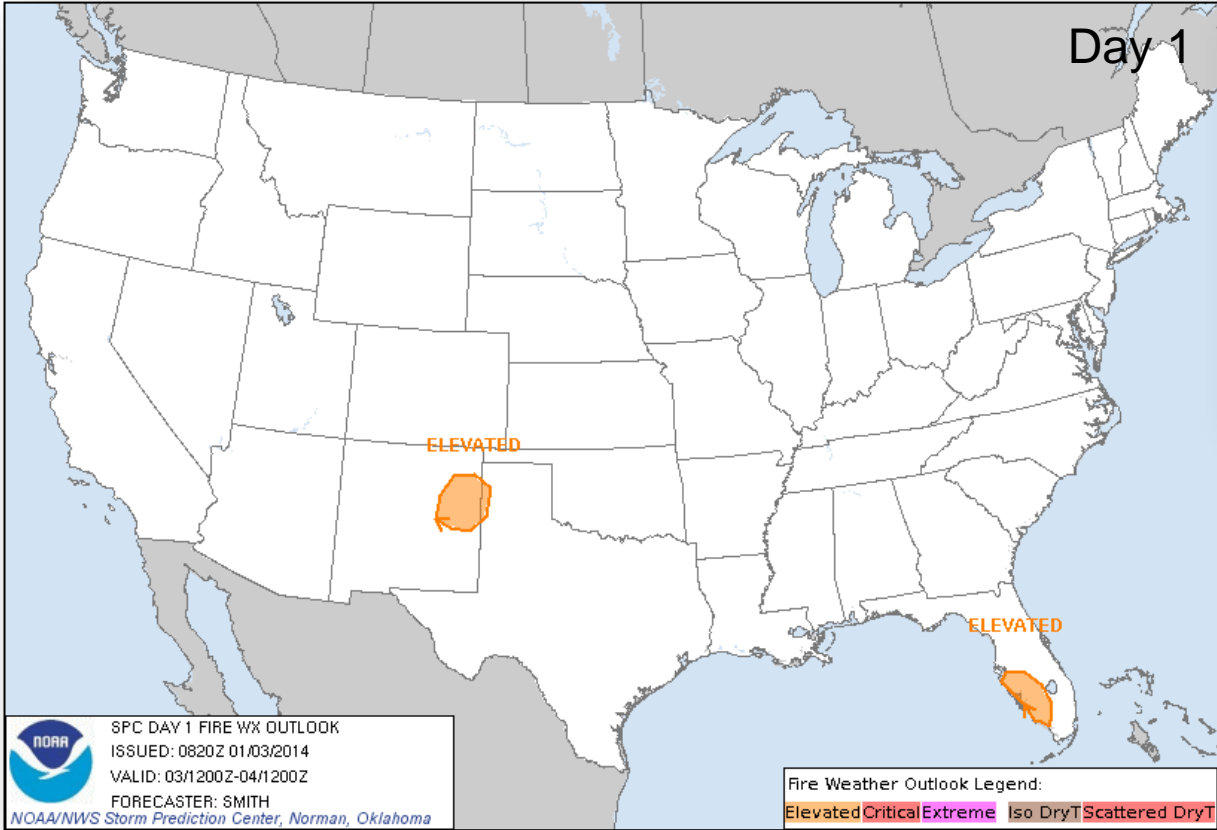
FEMA



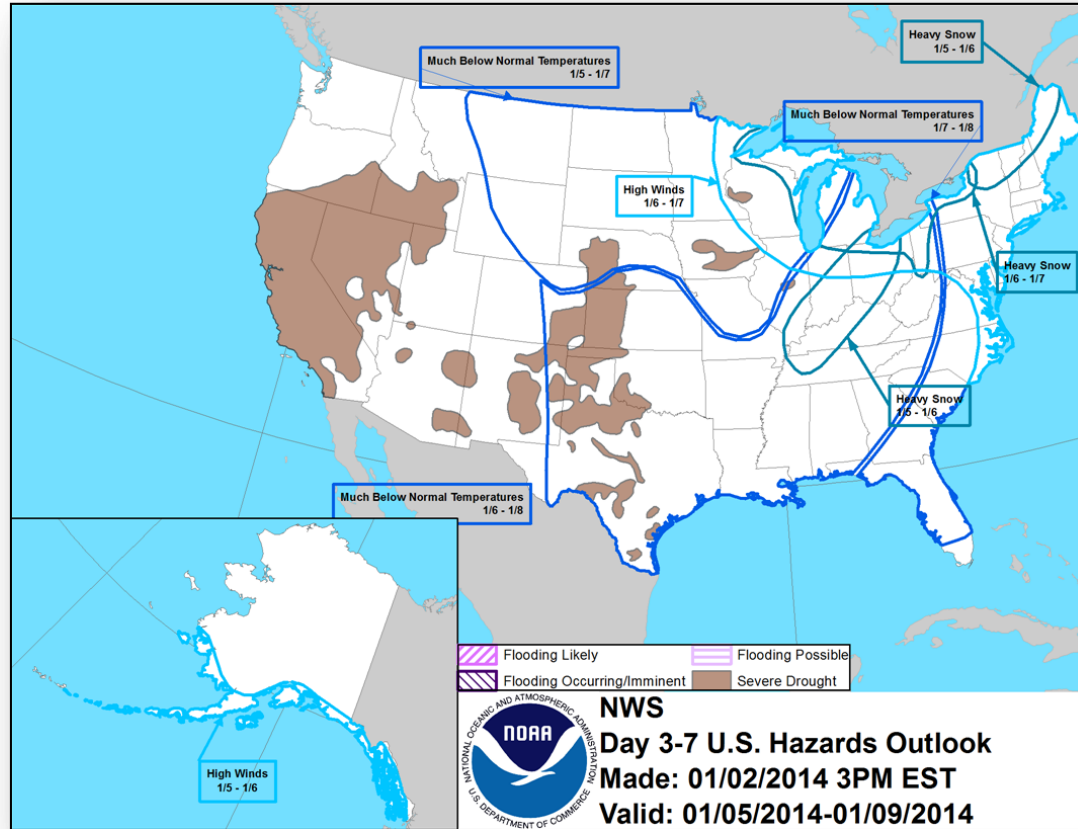
Convective Outlooks Days 1 – 3



Critical Fire Weather Areas Days 1 – 8



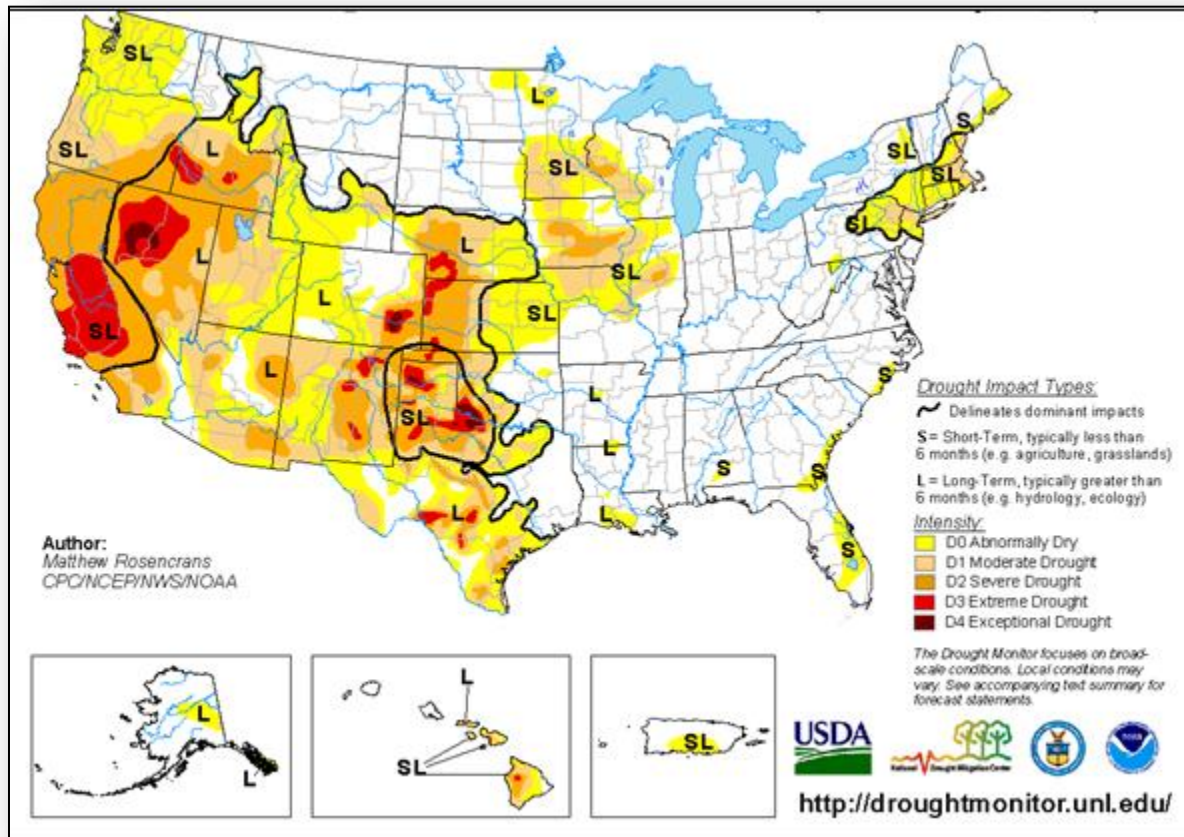
Hazard Outlook: January 5 – 9



U.S. Drought Monitor – as of January 2



FEMA

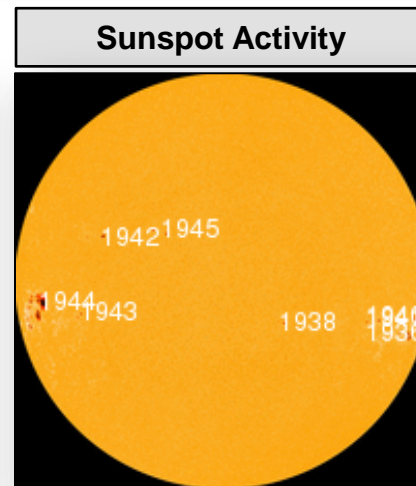
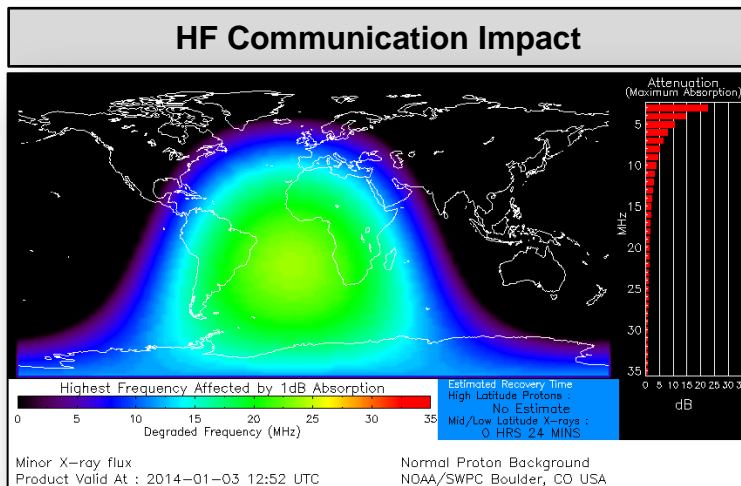


Space Weather



FEMA

NOAA Scales Activity (Range: 1/minor to 5/extreme)	Past 24 Hours	Current	Next 24 Hours
Space Weather Activity:	Minor	None	Minor
• Geomagnetic Storms	G1	None	None
• Solar Radiation Storms	None	None	None
• Radio Blackouts	R1	None	R1



FEMA Readiness – Deployable Teams/Assets



Deployable Teams/Assets									
Resource	Status	Total	Available		Partially Available	Not Available	Deployed/ Activated	Comments	Rating Criterion
FCO		40	12	30%	N/A	2	26	• FCOs - Red due to insufficient Type 1 FCOs • FDRCs – Yellow due to number available	OFDC Readiness: FCO Green Yellow Red Type 1 3+ 2 1 Type 2 4+ 3 2 Type 3 4 3 2
FDRC		9	2	22%	0	0	7		FDRC 3 2 1
US&R		28	26	92%	2	0	0	• NV-TF1 (Yellow/Conditional) • NM-TF1 (Yellow/Conditional)	• Green = Available/FMC • Yellow = Available/PMC • Red = Out-of-Service • Blue = Assigned/Deployed
National IMAT		3	3	100%	0	0	0		• Green: 3 avail • Yellow: 1 avail • Red: 0 avail <i>Individual N-IMAT red if 50% of Section Chiefs and/or Team Leader is unavailable for deployment.</i>
Regional IMAT		13	6	46%	0	1	6	• Deployed team locations: PA, NC, NM, SD, CO & CA • Region VII (KS) reconstituting	• Green: > 6 avail • Yellow: 4 -6 teams available • Red: > 8 teams deployed/unavailable <i>R-IMAT also red if TL Ops/Log Chief is unavailable and has no qualified replacement.</i>
MCOV		55	51	93%	0	2	2	• 2 in CO	• Green = Available/FMC • Yellow = Available/PMC • Red = Out-of-Service • Blue = Assigned/Deployed

FEMA Readiness – National/Regional Teams



National/Regional Teams									
Resource	Status	Total	Available		Partially Available	Not Available	Deployed/ Activated	Comments	Rating Criterion
NWC		5	5	100%	0	0	Steady State		<ul style="list-style-type: none">• Green = FMC• Yellow = PMC• Red = NMC
NRCC		0	375	94%	0	0	Not Activated	• NRCC# represents FEMA personnel on Roster	
HLT		1	1	100%	0	0	Not Activated		
DEST							Not Activated		
RRCCs		10	10	100%	0	0	Not Activated		
RWCs/MOCs		10	10	100%	0	0	24/7		



FEMA

FEMA's mission is to support our citizens and first responders to ensure that as a nation we work together to build, sustain, and improve our capability to prepare for, protect against, respond to, recover from, and mitigate all hazards.