



FEMA

Daily Operations Briefing

Monday, January 6, 2014

8:30 a.m. EST

Winter Storm – Midwest to Northeast



Situation (January 5 -7)

- Cold air outbreak impacting much of Central & Eastern U.S.
- Wind chill values of -30 to -60 degrees below zero expected across Upper Midwest
- Additional snowfall (up to 15 inches) expected in portions of the Midwest

Impacts

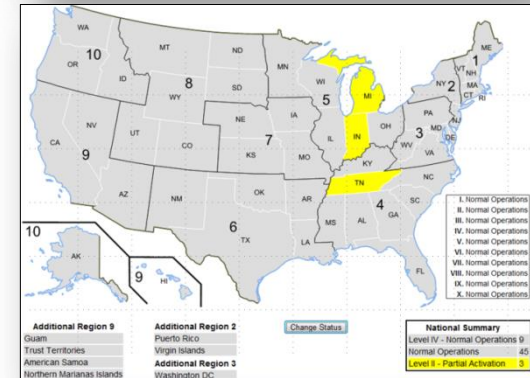
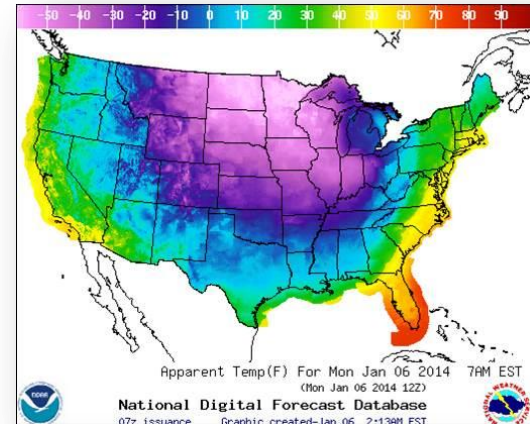
- No major widespread damage reported
- Approximately 121,000 customer outages reported; across FEMA Regions I-V
 - Region V: 67k (39k IN and 19k IL) (DOE EAGLE-I System)
- 1 unconfirmed fatality reported in Indiana
- Flight, rail, and highway delays and cancellations reported
- Numerous school districts, state and county government closings and delays reported

State Response

- IN, TN & MI SEOCs Partially Activated; all other SEOCs remain at Normal Operations
- ARC Shelters open/ occupants; IN -13/ 96; IL -3 /142; OH -1/ unk
- State and city warming centers are open across numerous states
- IN Governor deployed 48 National Guard Highway Safety Teams
- No requests for FEMA assistance

FEMA Response

- All FEMA Regions remain at Watch/Steady State
- NRCC is not activated; the FEMA NWC remains at Watch/Steady State



Disaster Requests & Declarations



| Declaration Requests in Process | | Requests APPROVED (since last report) | Requests DENIED (since last report) |
|--|-------------------|---|---|
| 3 | Date Requested | 0 | 0 |
| AR – DR Severe Winter Storm | December 23, 2013 | | |
| IN – DR (Appeal) Severe Storms, Straight-line Winds, and Tornadoes | December 23, 2013 | | |
| AK – DR Flooding | December 27, 2013 | | |

Joint Preliminary Damage Assessments

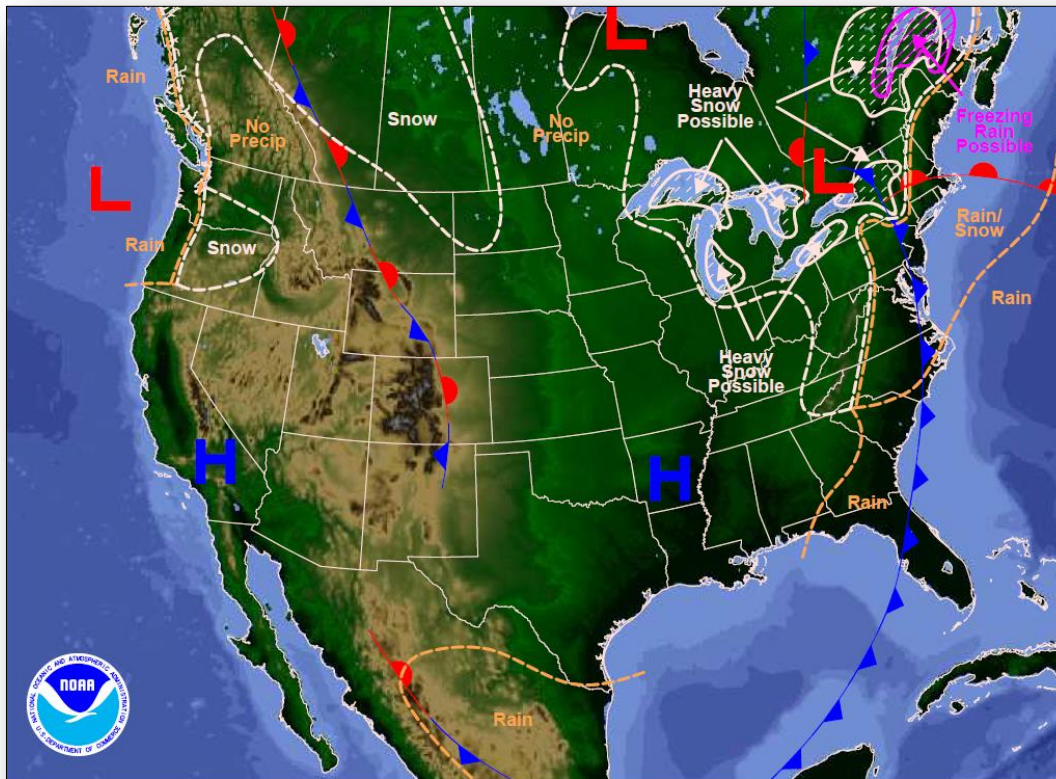


| Region | State / Location | Event | IA/PA | Number of Counties | | Start – End |
|--------|------------------|--|-------|--------------------|----------|-------------|
| | | | | Requested | Complete | |
| I | VT | Severe Winter Storms Dec 21-22, 2013 | PA | 7 | 0 | 1/2-TBD |
| VI | OK | Winter Weather Dec 5, 2013 & continuing | PA | 6 | 5 | 12/19-1/6 |

National Weather Forecast

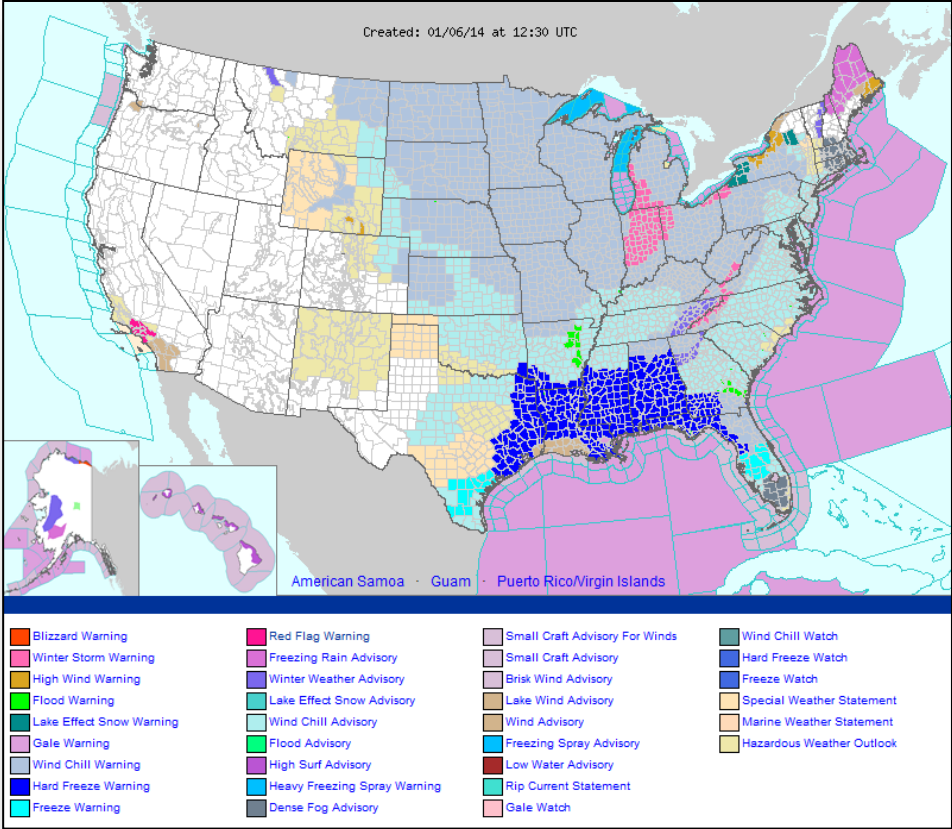


FEMA



Weather Forecast for Mon, Jan 06, 2014, issued 2:45 AM EST
DOC/NOAA/NWS/NCEP/Weather Prediction Center
Prepared by McCreynolds based on WPC, SPC and NHC forecasts

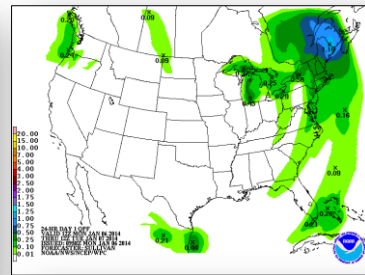
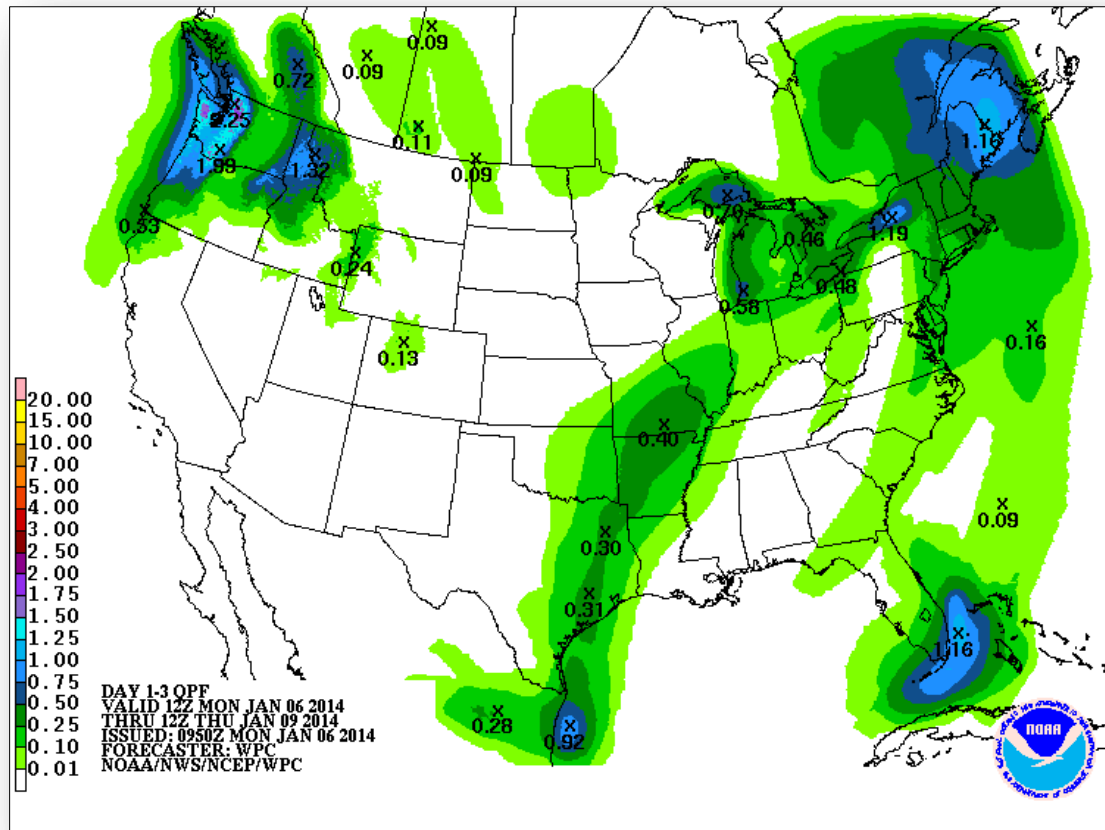
Active Watches/Warnings



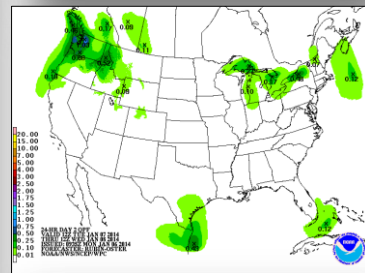
Precipitation Forecast – 3 Day



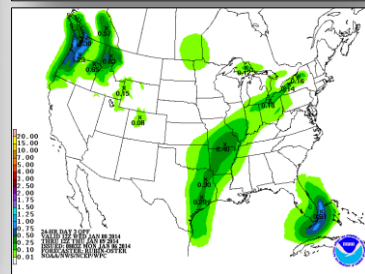
FEMA



Day 1



Day 2

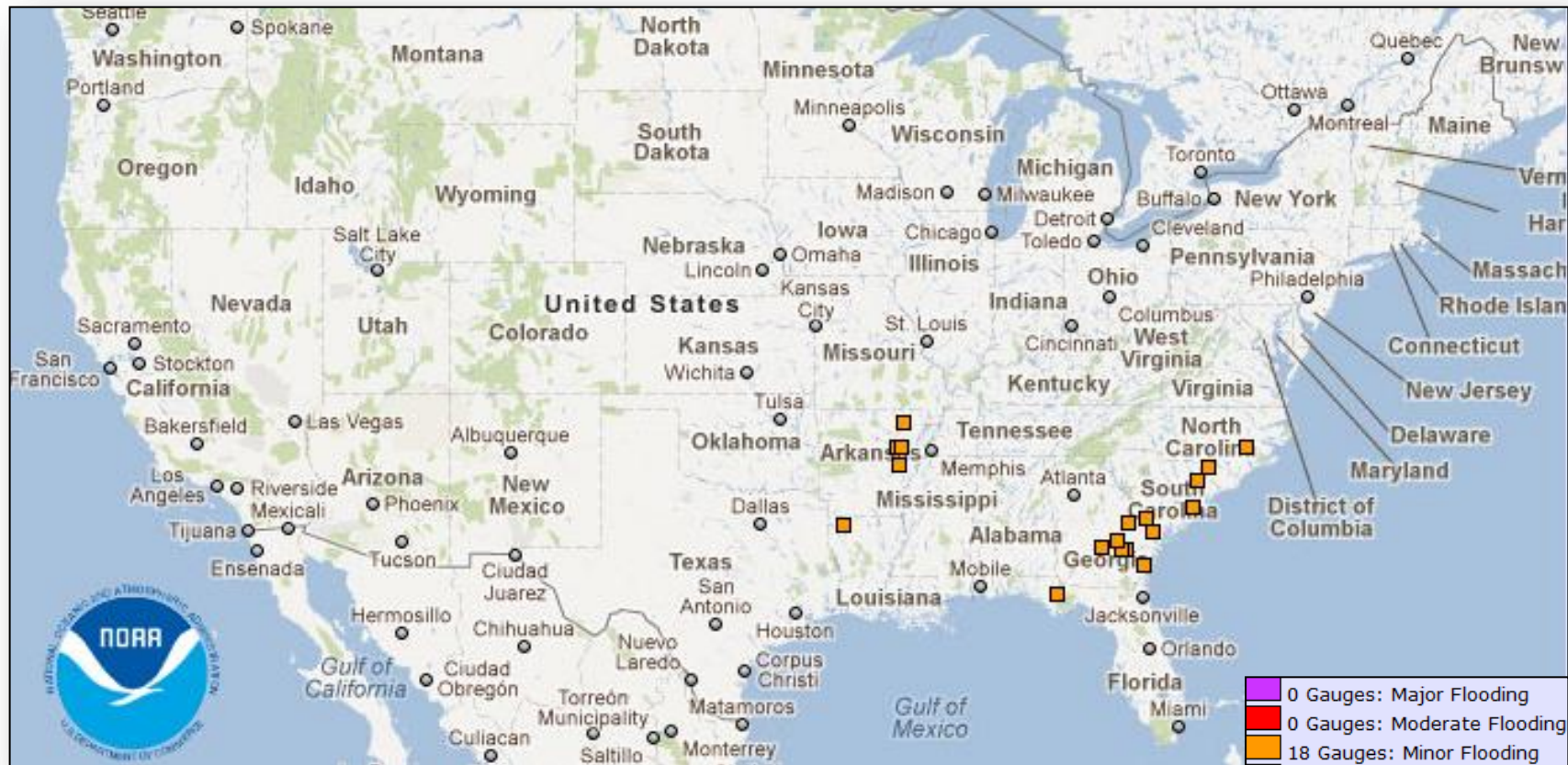


Day 3

River Forecast – 7 Day



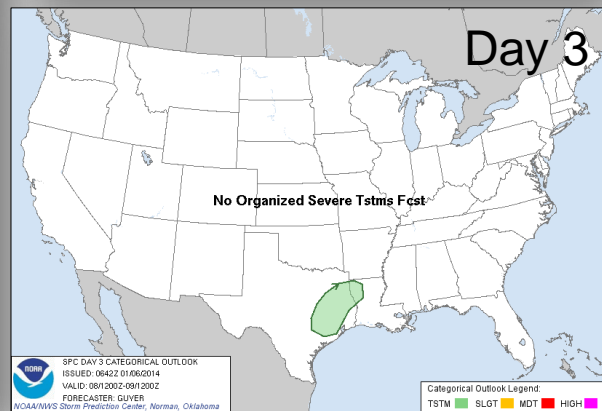
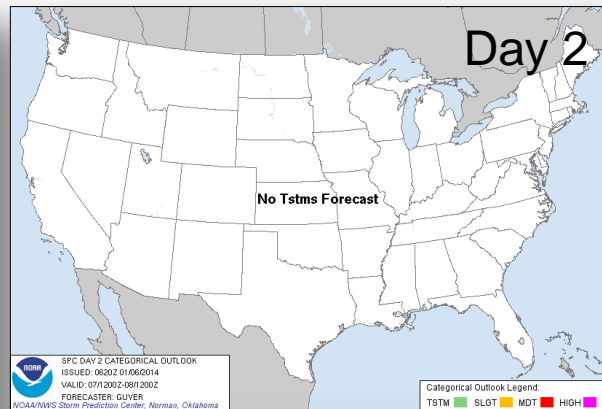
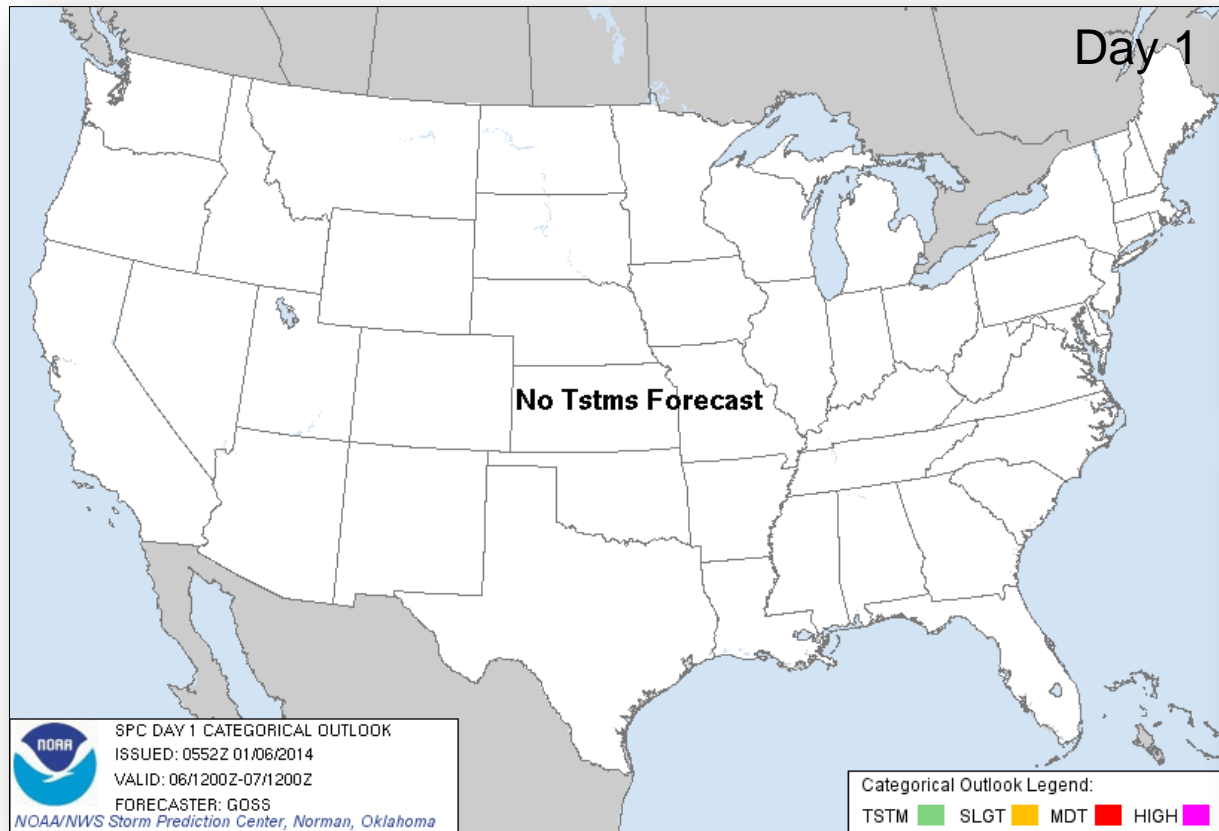
FEMA



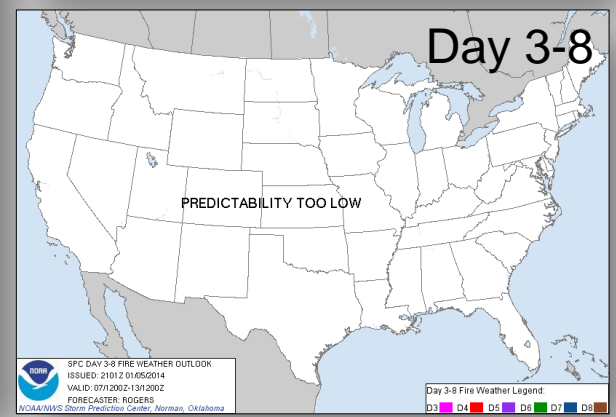
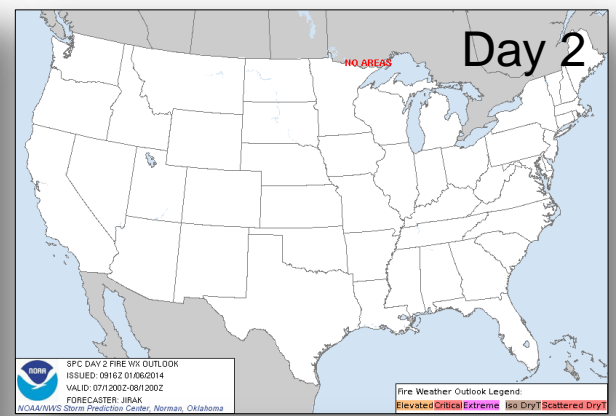
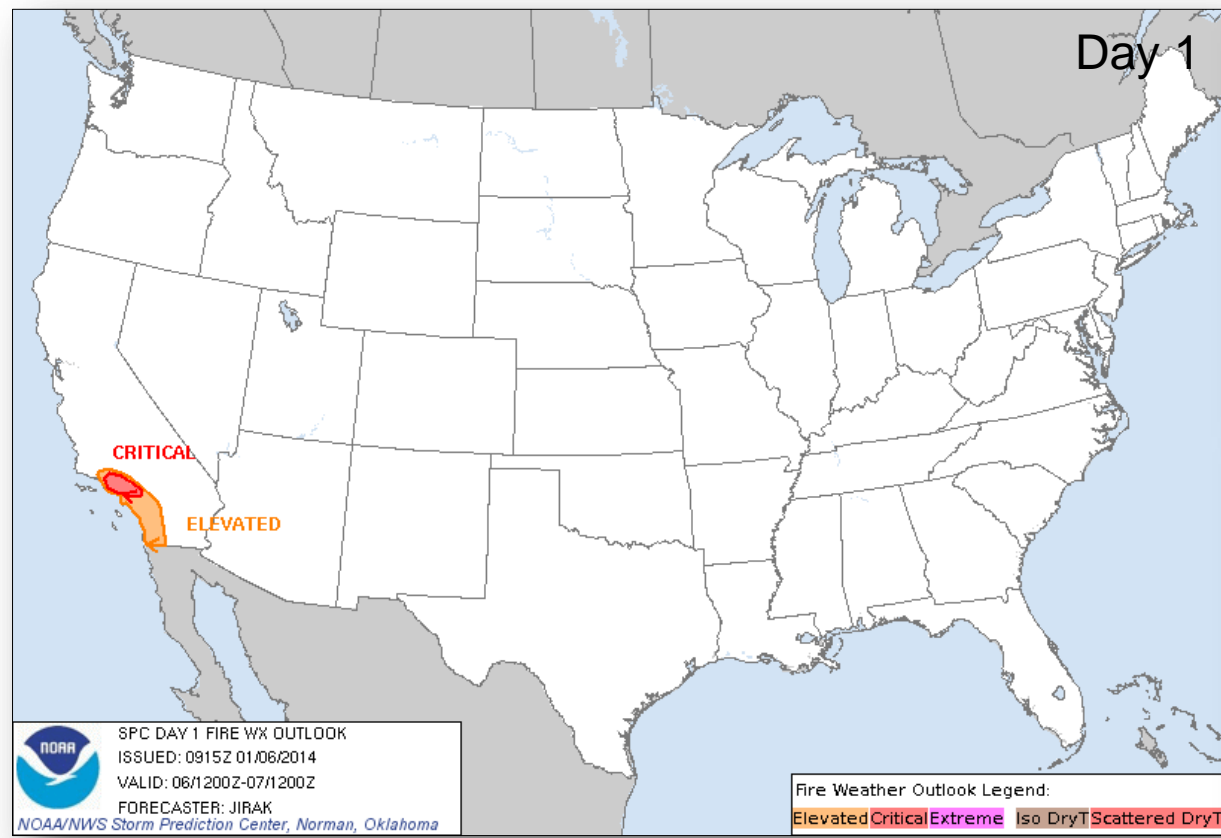
Convective Outlooks Days 1 – 3



FEMA



Critical Fire Weather Areas Days 1 – 8



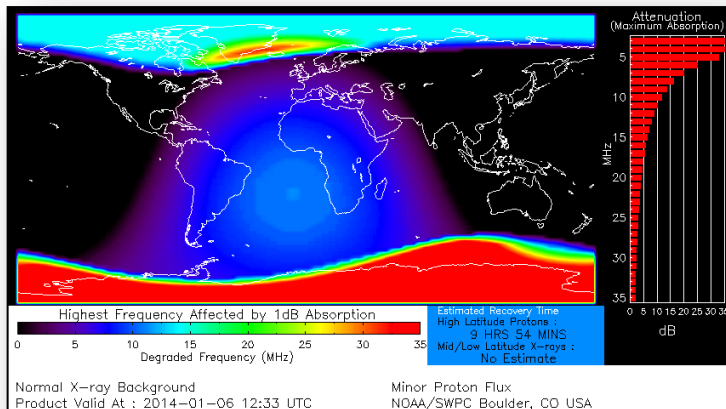
Space Weather




FEMA

| NOAA Scales Activity (Range: 1/minor to 5/extreme) | Past 24 Hours | Current | Next 24 Hours |
|---|------------------|---------|------------------|
| Space Weather Activity: | Minor | None | Minor |
| • Geomagnetic Storms | None | None | None |
| • Solar Radiation Storms | S2 | None | S1 |
| • Radio Blackouts | None | None | R1 |

HF Communication Impact



Sunspot Activity



FEMA Readiness – Deployable Teams/Assets



| Deployable Teams/Assets | | | | | | | | | |
|-------------------------|--------|-------|-----------|------|---------------------|---------------|---------------------|--|--|
| Resource | Status | Total | Available | | Partially Available | Not Available | Deployed/ Activated | Comments | Rating Criterion |
| FCO | | 40 | 14 | 35% | N/A | 5 | 24 | • FCOs - Red due to insufficient Type 1 FCOs • FDRCs – Yellow due to number available | OFDC Readiness: FCO Green Yellow Red Type 1 3+ 2 1 Type 2 4+ 3 2 Type 3 4 3 2 FDRC 3 2 1 |
| FDRC | | 9 | 2 | 22% | 0 | 0 | 7 | | |
| US&R | | 28 | 26 | 92% | 2 | 0 | 0 | • NV-TF1 (Yellow/Conditional) • NM-TF1 (Yellow/Conditional) | • Green = Available/FMC • Yellow = Available/PMC • Red = Out-of-Service • Blue = Assigned/Deployed |
| National IMAT | | 3 | 3 | 100% | 0 | 0 | 0 | | • Green: 3 avail • Yellow: 1 avail • Red: 0 avail <i>Individual N-IMAT red if 50% of Section Chiefs and/or Team Leader is unavailable for deployment.</i> |
| Regional IMAT | | 13 | 5 | 38% | 0 | 1 | 7 | • Deployed team locations: TX, PA, NC, NM, SD, CO & CA | • Green: > 6 avail • Yellow: 4 -6 teams available • Red: > 8 teams deployed/unavailable <i>R-IMAT also red if TL Ops/Log Chief is unavailable and has no qualified replacement.</i> |
| MCOV | | 55 | 51 | 93% | 0 | 2 | 2 | • 2 in CO | • Green = Available/FMC • Yellow = Available/PMC • Red = Out-of-Service • Blue = Assigned/Deployed |

FEMA Readiness – National/Regional Teams



National/Regional Teams

| Resource | Status | Total | Available | | Partially Available | Not Available | Deployed/ Activated | Comments | Rating Criterion |
|-----------|--------|-------|-----------|------|---------------------|---------------|---------------------|---|--|
| NWC | | 5 | 5 | 100% | 0 | 0 | Steady State | | <ul style="list-style-type: none"> Green = FMC Yellow = PMC Red = NMC |
| NRCC | | 0 | 375 | 94% | 0 | 0 | Not Activated | • NRCC# represents FEMA personnel on Roster | |
| HLT | | 1 | 1 | 100% | 0 | 0 | Not Activated | | |
| DEST | | | | | | | Not Activated | | |
| RRCCs | | 10 | 10 | 100% | 0 | 0 | Not Activated | | |
| RWCs/MOCs | | 10 | 10 | 100% | 0 | 0 | 24/7 | | |



FEMA

FEMA's mission is to support our citizens and first responders to ensure that as a nation we work together to build, sustain, and improve our capability to prepare for, protect against, respond to, recover from, and mitigate all hazards.