



FEMA

Daily Operations Briefing

Tuesday, January 7, 2014

8:30 a.m. EST

Winter Storm – Midwest to Northeast



Situation (January 5 -7)

- ▲ The dangerously cold air mass over the Midwest has begun to impact the Eastern Seaboard
- ▲ This morning, temperatures fell below freezing along the Gulf Coast from eastern TX to western FL
- ▲ Across the Midwest and East Coast, temperatures are expected to improve Wednesday

Impacts

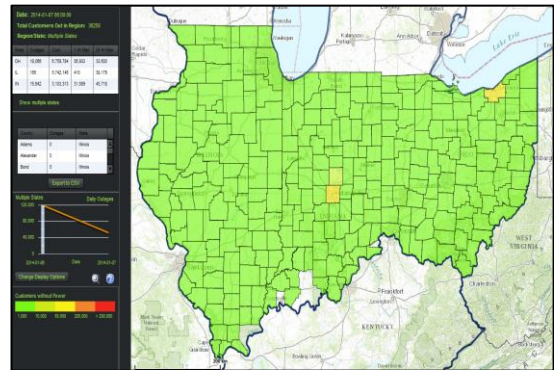
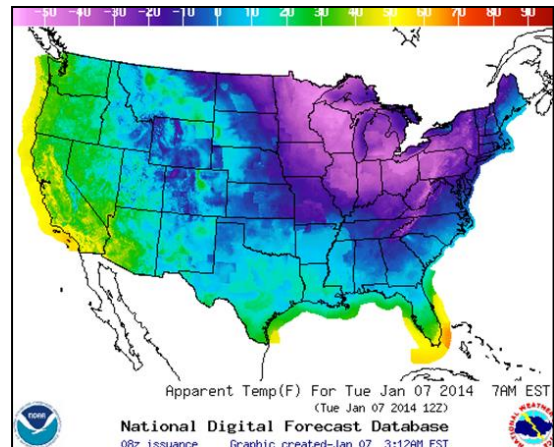
- ▲ No significant impacts associated with security, water or telecommunications have been reported
- ▲ Fatalities/injuries: IL - 1/25; IN - 1/0; some media reporting up to 15 fatalities
- ▲ As of 7:30 a.m. EST, approximately 142K customers without power - FEMA Regions I-V
 - ▲ Region IV – 83K (NC – 48K); Region V – 30K *DOE Eagle - I System*
- ▲ Many interstates/roads remain closed across multiple states
- ▲ Over 4,000 flights cancelled & 1,800 delayed; rail, and highway delays also reported
- Numerous school districts, state and county governments closed today

State Response

- ▲ MD, WV, PA, IL, IN, NY & MI SEOCs Partially Activated; all other SEOCs at Normal Operations
- ▲ Approximately 100 Shelters open with 940 occupants across the Eastern U.S.
- ▲ State and city warming centers are open across numerous states
- ▲ States of Emergency/Snow EM/State Disaster declared: NY, IN, OH & IL
- No requests for FEMA assistance

FEMA Response

- All FEMA Regions remain at Watch/Steady State
- NRCC is not activated; the FEMA NWC remains at Watch/Steady State



"Customer outage data is provided by Department of Energy's EAGLE-I system. Note: Comprehensive National coverage of all electric service providers is not available."

Disaster Requests & Declarations



Declaration Requests in Process		Requests APPROVED (since last report)	Requests DENIED (since last report)
2	Date Requested	1	0
AR – DR Severe Winter Storm	December 23, 2013	January 6, 2013	
IN – DR (Appeal) Severe Storms, Straight-line Winds, and Tornadoes	December 23, 2013		
AK – DR Flooding	December 27, 2013		

Major Disaster Declaration – Arkansas

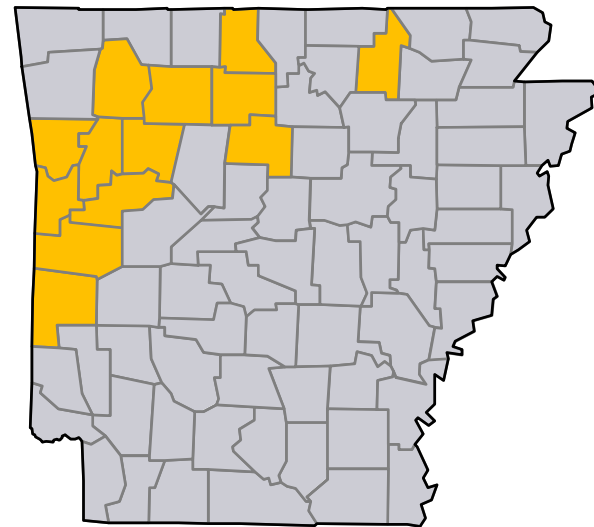


FEMA

FEMA-4160-DR-AR

- Major Disaster Declaration approved on January 6, 2014 for the State of Arkansas
- For Severe Winter Storm that occurred December 5-6, 2013
- Provides:
 - Public Assistance for 13 counties
 - Hazard Mitigation statewide
- FCO is Timothy J. Scranton

Arkansas



 = Declared counties

Joint Preliminary Damage Assessments



Region	State / Location	Event	IA/PA	Number of Counties		Start – End
				Requested	Complete	
I	VT	Severe Winter Storms Dec 21-22, 2013	PA	7	0	1/2-TBD
VI	OK	Winter Weather Dec 5, 2013 & continuing	PA	6	5	12/19-1/6
	TX	Winter Storms	PA	14	0	1/7 - TBD

JFO Status as of January 6, 2014



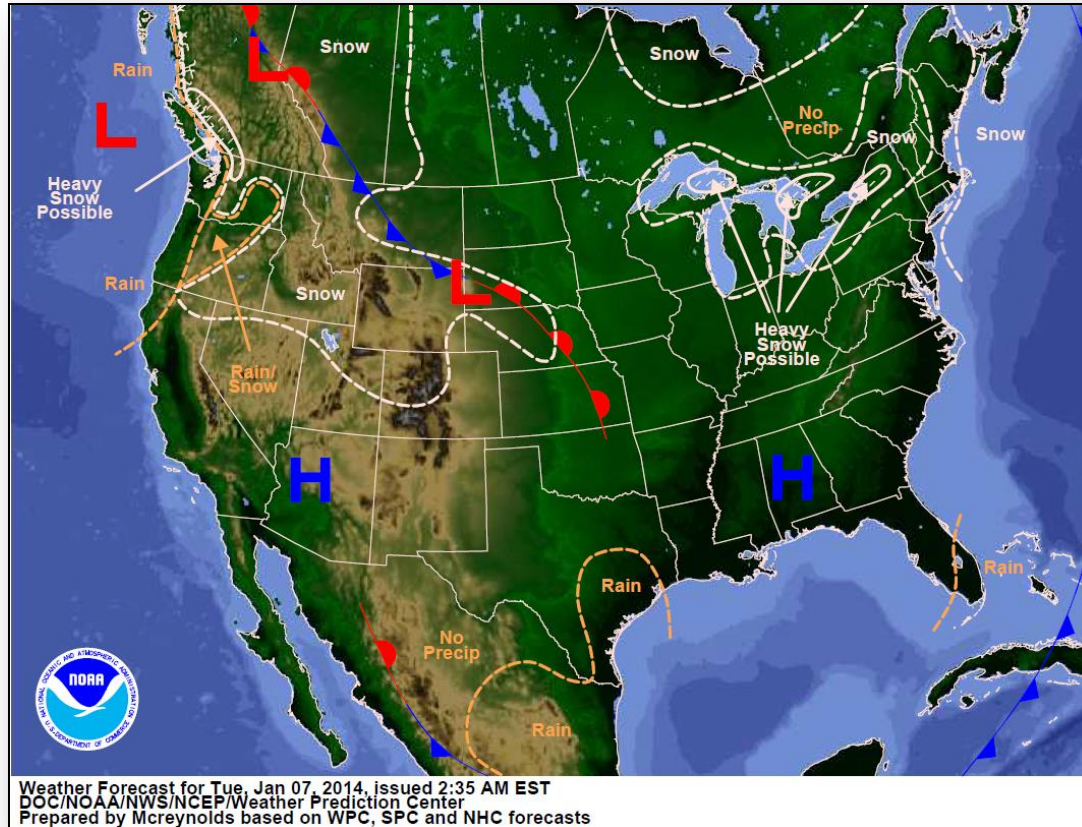
FEMA

JFO	Event Nbr	Date Opened	Est Closed Date	Op Period End	# of Counties Declared	Level	# of JFO Staff	
								0 30 60 90 120 150 180 210 240 270 300 330 360 390 420 450
Texas	4159	12/20/2013	04/15/2014	01/06/2014	3	III	15	17 99 116
California	4158	12/13/2013	04/15/2014	01/06/2014	1	III	1	24 99 123
Illinois	4157	12/09/2013	01/30/2014	01/10/2014	15	III	155	28 24 52
Nebraska	4156	11/26/2013	02/28/2014	01/06/2014	9	III	25	41 53 94
South Dakota	4155	11/08/2013	03/29/2014	01/06/2014	14	II	95	59 82 141
Kansas	4150	10/22/2013	02/28/2014	01/10/2014	46	III	75	76 53 129
Pennsylvania	4149	10/01/2013	01/24/2014	01/06/2014	11	III	48	97 18 115
New Mexico	4148 / 4152	09/30/2013	04/15/2014	01/06/2014	28	III	62	93 99 197
North Carolina	4146	09/25/2013	01/10/2014	01/06/2014	13	II	54	103 107
Colorado	4145	09/14/2013	06/27/2014	01/06/2014	18	II	476	114 172 286
Florida	4138	08/02/2013	01/30/2014	01/06/2014	4	III	18	157 24 181
Missouri	4130	07/18/2013	01/20/2014	01/06/2014	41	II	161	172 14 186
New York	4129	07/12/2013	01/15/2014	01/06/2014	16	II	54	178 9 187
Alaska	4122	06/25/2013	09/15/2014	01/06/2014	5	II	31	195 252 447
New York	4111	04/23/2013	01/15/2014	01/06/2014	1	III	0	255 9 267
New Jersey	4086	10/29/2012	01/15/2014	01/07/2014	21	I	251	434 9 443
New York	4085	10/30/2012	01/15/2014	01/06/2014	14	I	386	433 9 442

National Weather Forecast



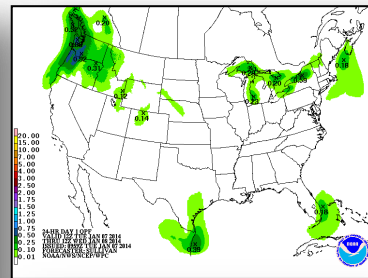
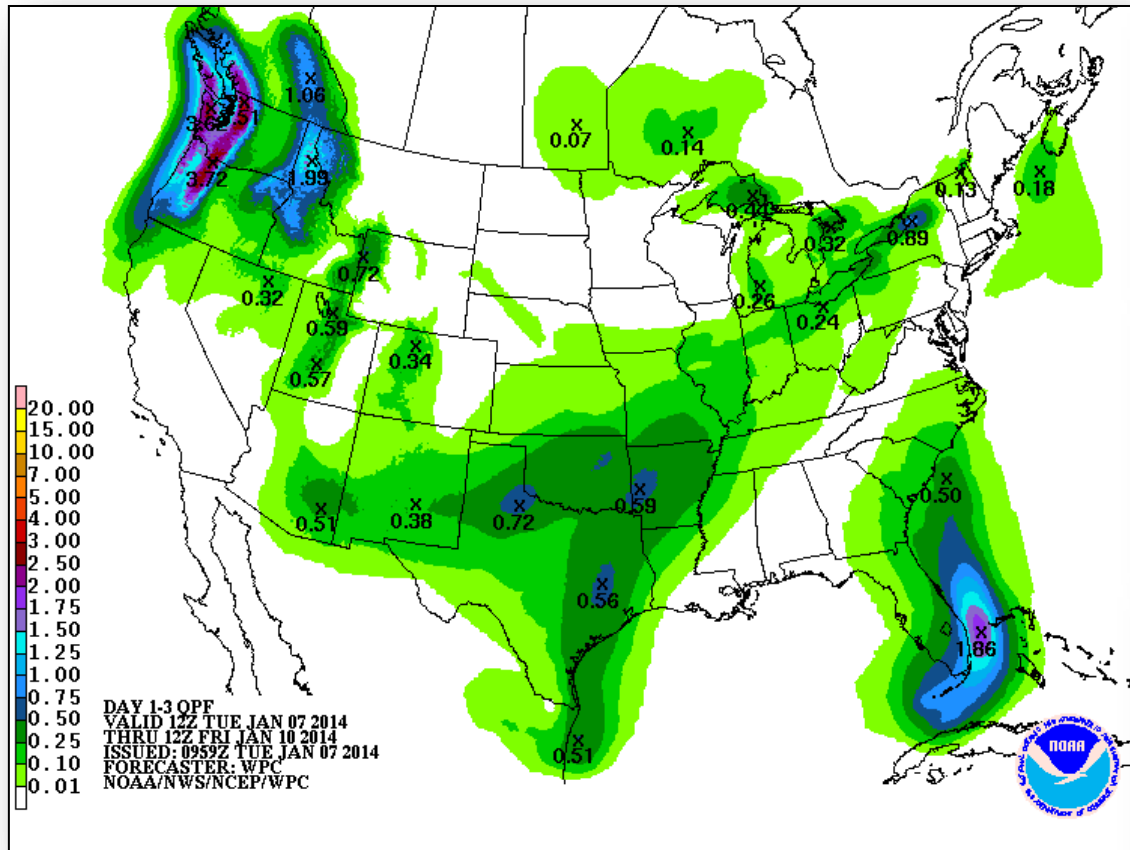
FEMA



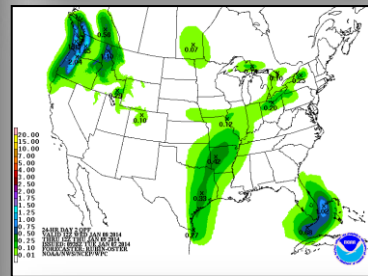
Precipitation Forecast – 3 Day



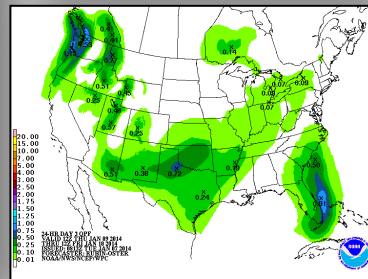
FEMA



Day 1



Day 2

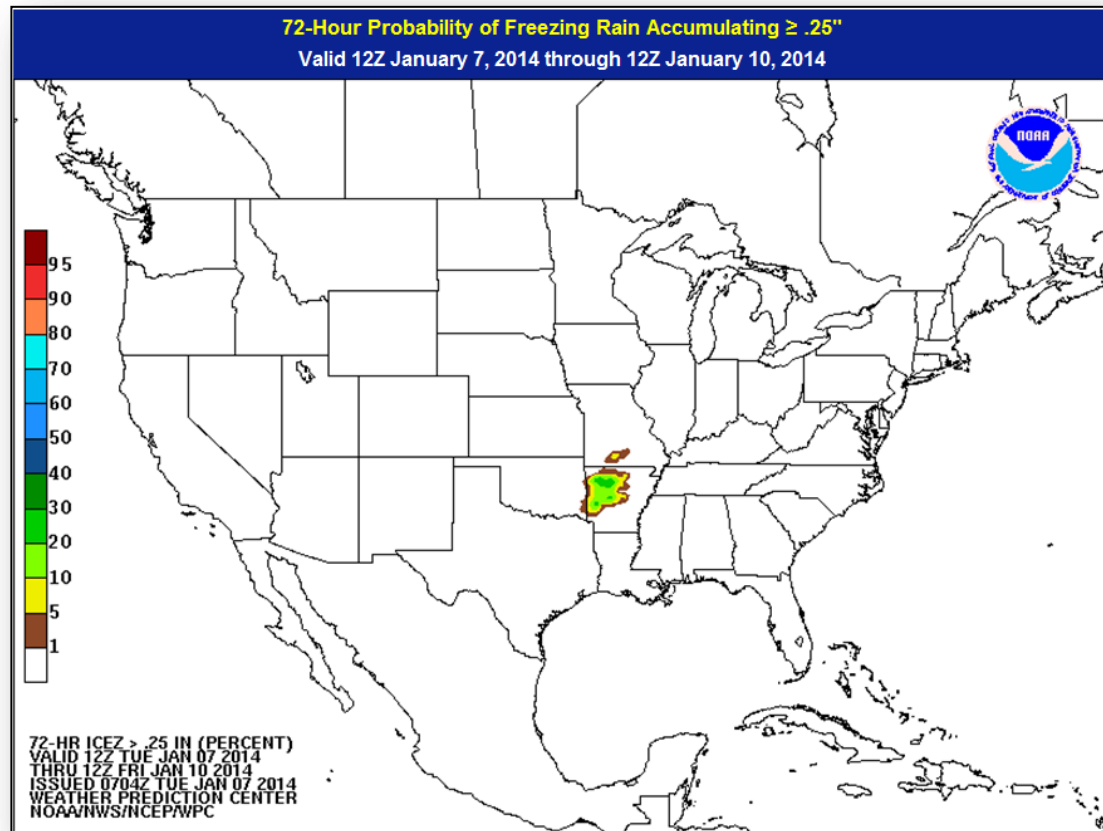


Day 3

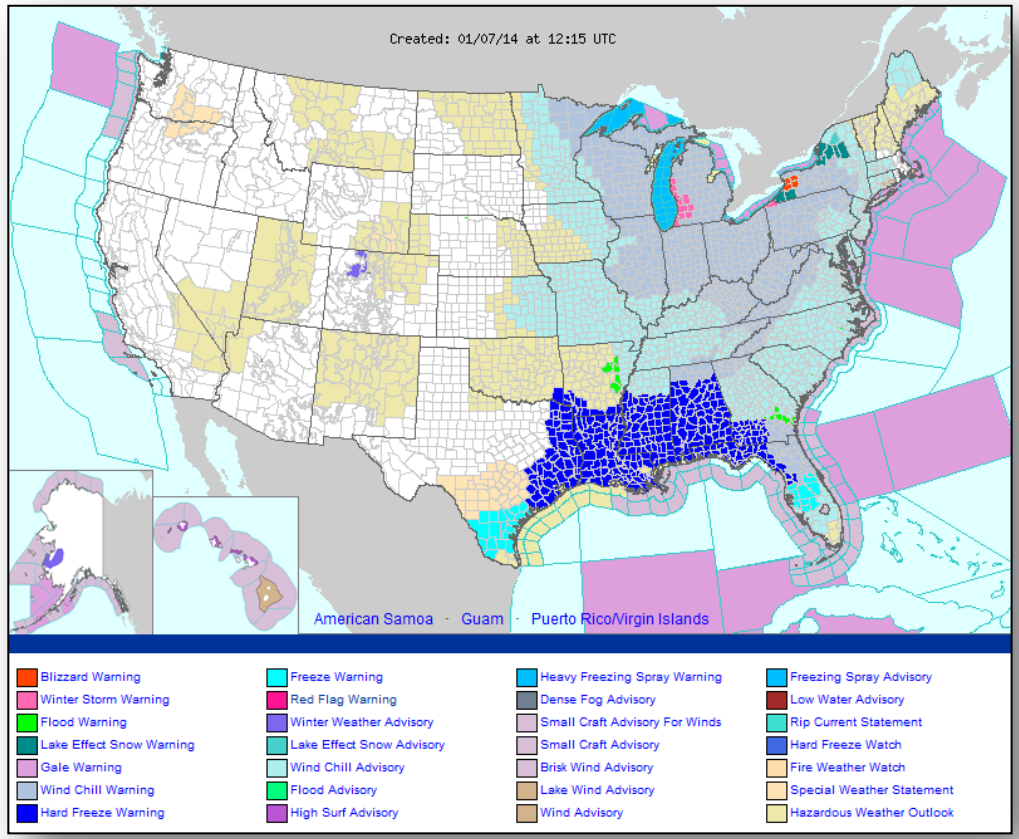
Freezing Rain Probabilities (72 Hour)



FEMA



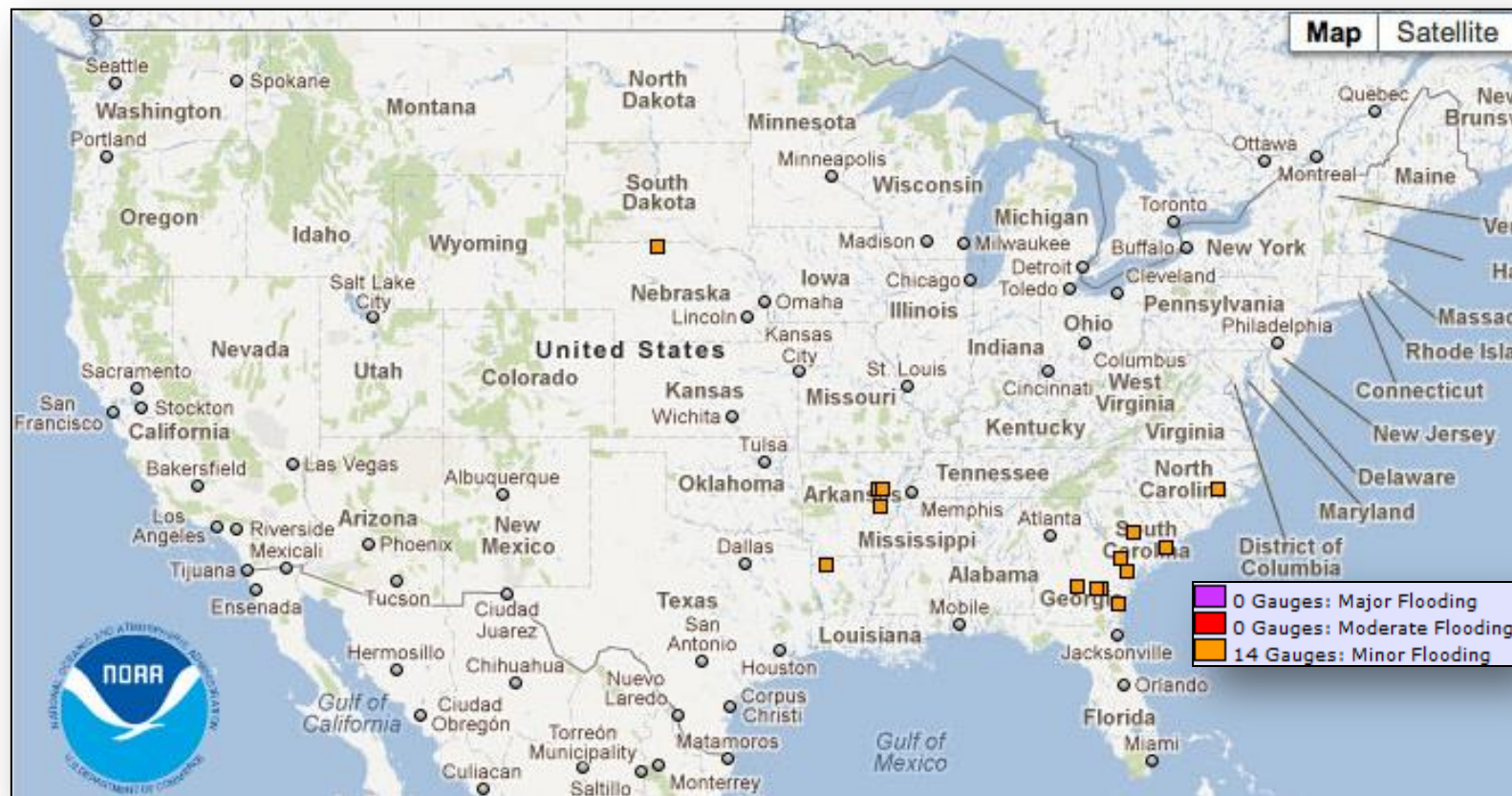
Active Watches/Warnings



River Forecast – 7 Day



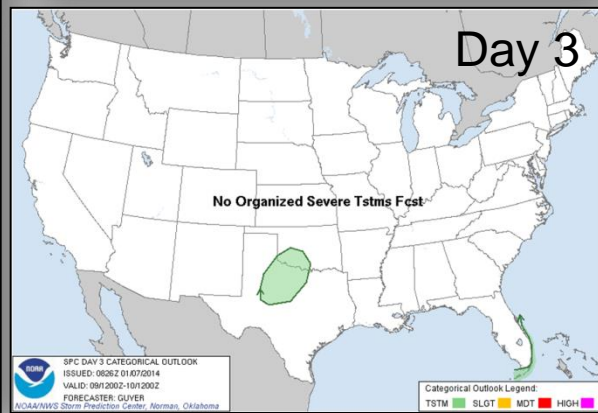
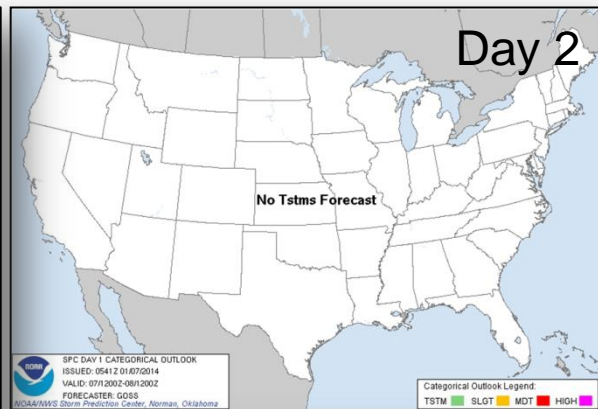
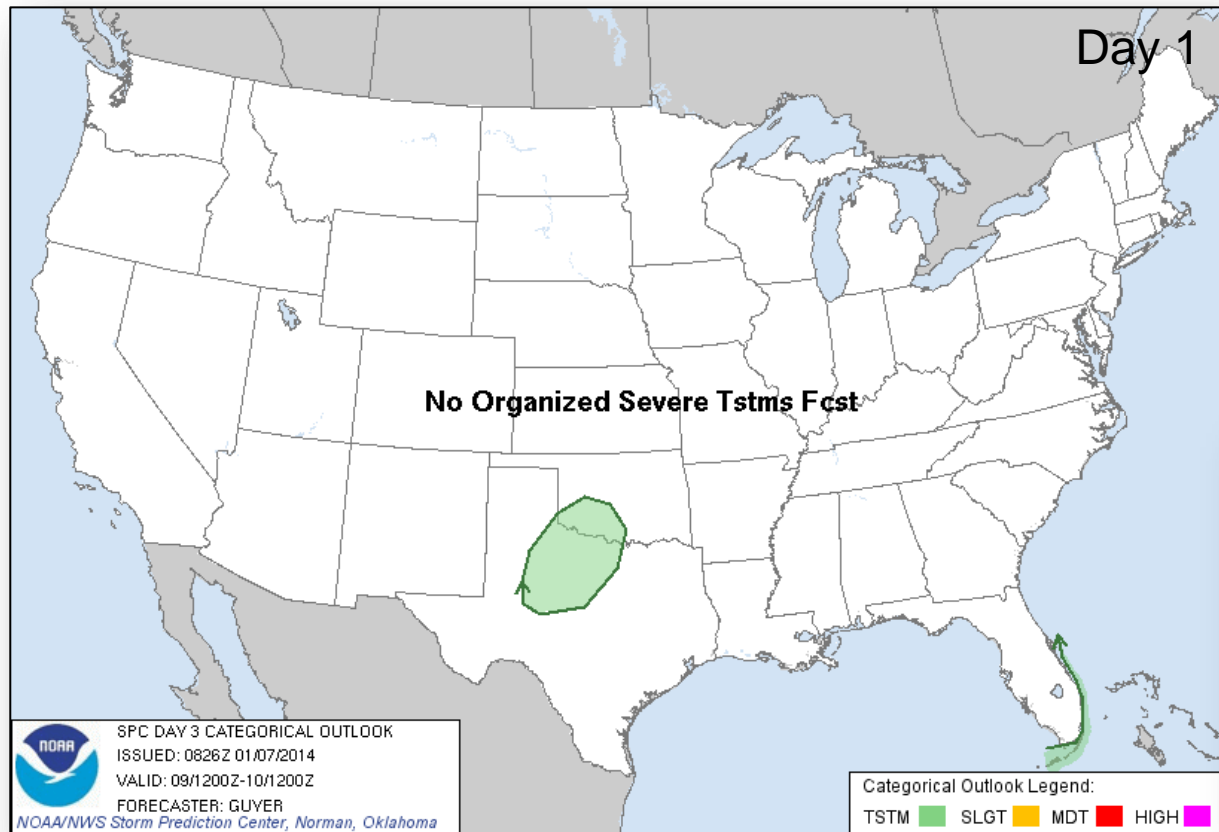
FEMA



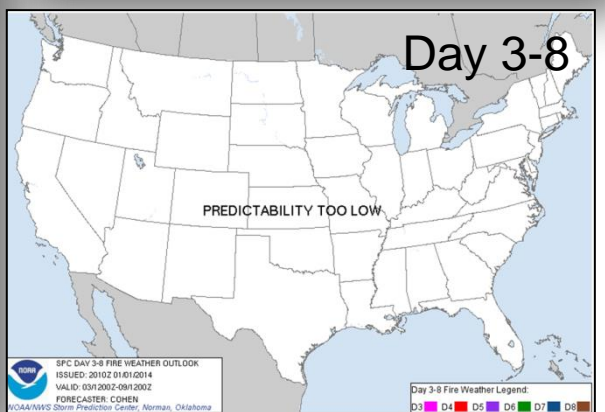
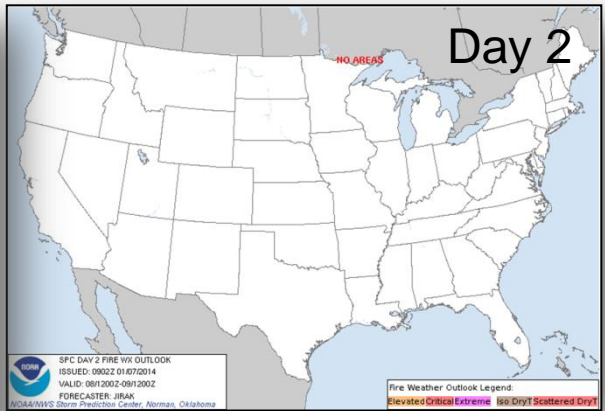
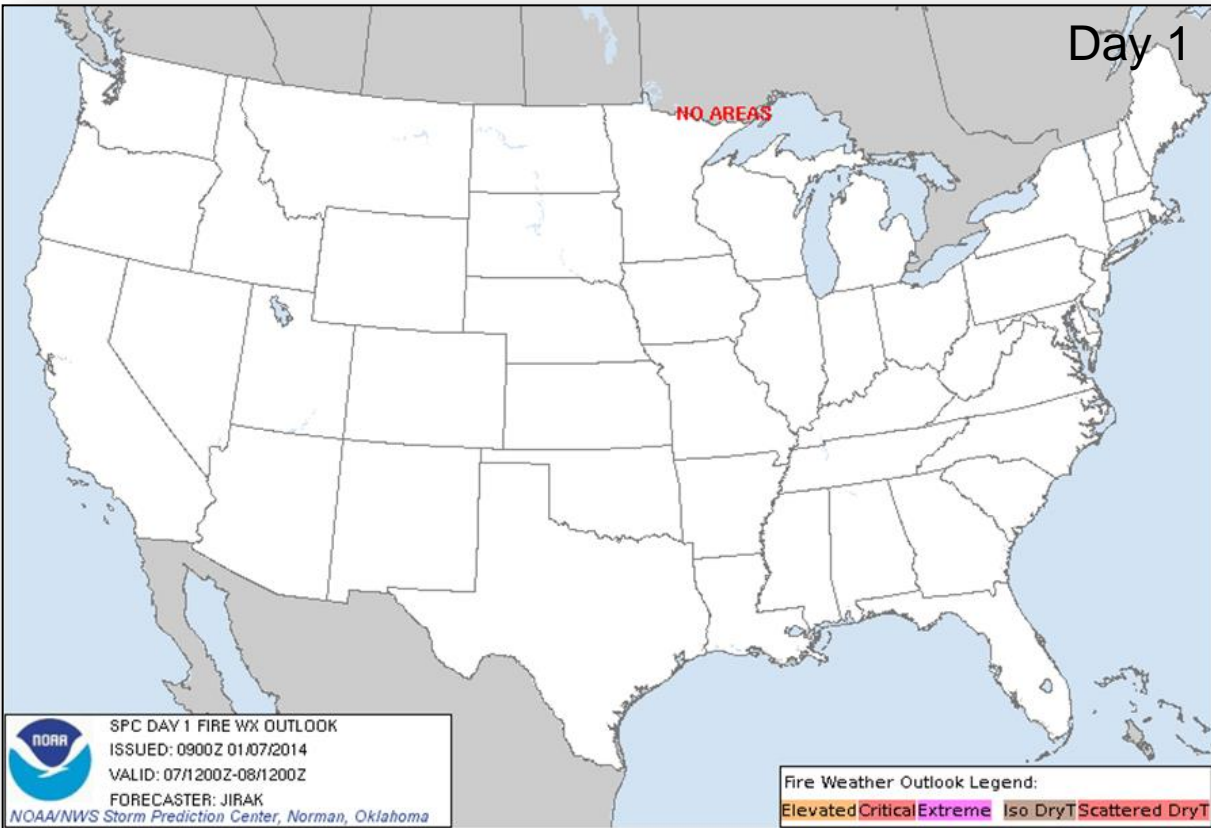
Convective Outlooks Days 1 – 3



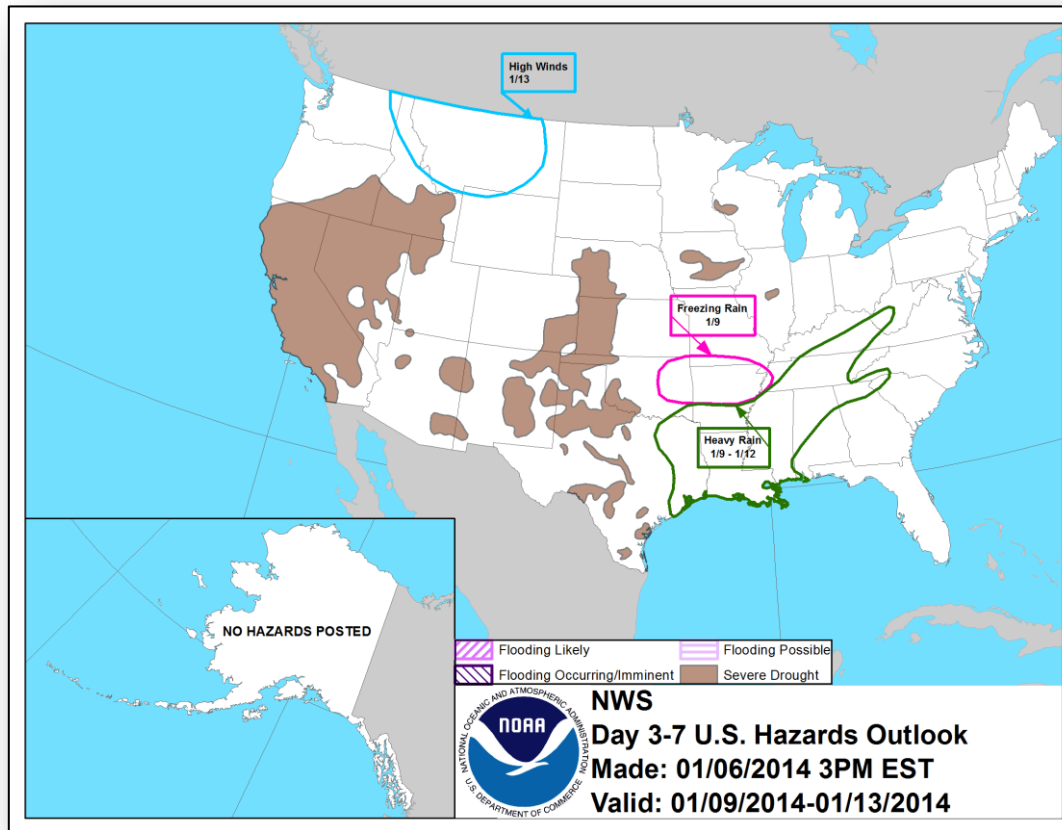
FEMA



Critical Fire Weather Areas Days 1 – 8



Hazard Outlook: January 9 – 13



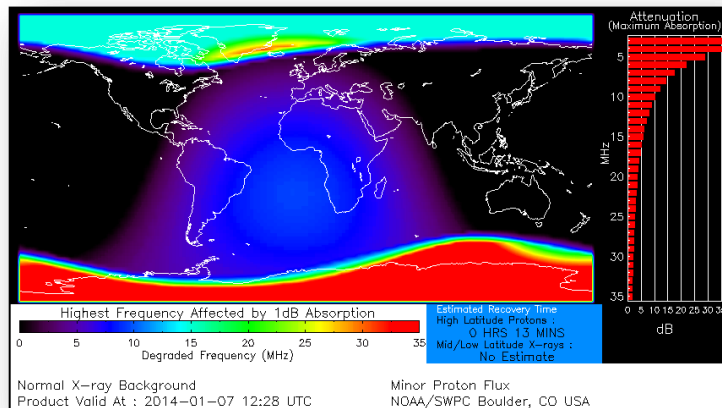
Space Weather



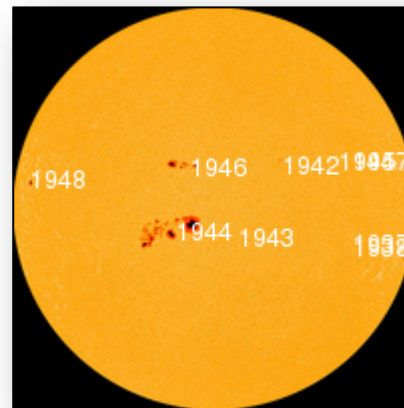
FEMA

NOAA Scales Activity (Range: 1/minor to 5/extreme)	Past 24 Hours	Current	Next 24 Hours
Space Weather Activity:	Minor	None	Minor
• Geomagnetic Storms	None	None	None
• Solar Radiation Storms	S1	None	S1
• Radio Blackouts	R1	None	R1

HF Communication Impact



Sunspot Activity



FEMA Readiness – Deployable Teams/Assets



Deployable Teams/Assets									
Resource	Status	Total	Available		Partially Available	Not Available	Deployed/ Activated	Comments	Rating Criterion
FCO		40	14	35%	N/A	5	24	• FCOs - Red due to insufficient Type 1 FCOs • FDRCs – Yellow due to number available	OFDC Readiness: FCO Green Yellow Red Type 1 3+ 2 1 Type 2 4+ 3 2 Type 3 4 3 2 FDRC 3 2 1
FDRC		9	2	22%	0	0	7		
US&R		28	26	92%	2	0	0	• NV-TF1 (Yellow/Conditional) • NM-TF1 (Yellow/Conditional)	• Green = Available/FMC • Yellow = Available/PMC • Red = Out-of-Service • Blue = Assigned/Deployed
National IMAT		3	3	100%	0	0	0		• Green: 3 avail • Yellow: 1 avail • Red: 0 avail <i>Individual N-IMAT red if 50% of Section Chiefs and/or Team Leader is unavailable for deployment.</i>
Regional IMAT		13	5	38%	0	1	7	• Teams deployed to: TX, PA, NC, NM, SD, CO & CA	• Green: > 6 avail • Yellow: 4 -6 teams available • Red: > 8 teams deployed/unavailable <i>R-IMAT also red if TL Ops/Log Chief is unavailable and has no qualified replacement.</i>
MCOV		55	51	93%	0	2	2	• 2 in CO	• Green = Available/FMC • Yellow = Available/PMC • Red = Out-of-Service • Blue = Assigned/Deployed

FEMA Readiness – National/Regional Teams



National/Regional Teams

Resource	Status	Total	Available		Partially Available	Not Available	Deployed/ Activated	Comments	Rating Criterion
NWC		5	5	100%	0	0	Steady State		<ul style="list-style-type: none"> • Green = FMC • Yellow = PMC • Red = NMC
NRCC		0	375	94%	0	0	Not Activated	• NRCC# represents FEMA personnel on Roster	
HLT		1	1	100%	0	0	Not Activated		
DEST							Not Activated		
RRCCs		10	10	100%	0	0	Not Activated		
RWCs/MOCs		10	10	100%	0	0	24/7		



FEMA

FEMA's mission is to support our citizens and first responders to ensure that as a nation we work together to build, sustain, and improve our capability to prepare for, protect against, respond to, recover from, and mitigate all hazards.