



FEMA

Daily Operations Briefing

Sunday, February 9, 2014

8:30 a.m. EST

Significant Activity: February 8 – 9



Significant Events:

- Winter Weather Recovery – Plains to Northeast

Significant Weather:

- Heavy snow possible – Rockies, Great Basin, Great Lakes, and North East
- Snow possible – Western US to Mid-Atlantic
- Rain/Snow – Pacific Northwest, Southwest, Southeast, Florida, and Mid Atlantic
- Rain – CA to Central Great Basin
- Red Flag Warnings/Critical Fire Weather Areas: AK
- Space Weather: Minor /G1 geomagnetic storms over the past 24 hours; Minor /R1 radio blackouts are likely over the next 24 hours

FEMA Readiness: Nothing significant to report

Winter Storm – Plains to Northeast



Current Situation

- Power restoration is ongoing; outages continue to decrease
- ▲ As of 8:00 a.m. EST, 67k customers remain without power in Region III (peak 907k)
 - PA: 65k (peak of 723k); MD: under 300 (peak 150k)
- Elsewhere, sporadic outages remain

Pennsylvania

- ▲ PA EOC transitioned from Level II (Partial Activation) to Enhanced Monitoring (additional staffing & augmentation of the Department of Public Welfare and Public Utility Commission)
- 4 long-term care facilities remain on generator power *(Region III RWC)*
- 3 water treatment/sewage facilities remain offline
- 1 confirmed storm-related fatality *(FEMA Region III SITREP #6)*
- ▲ 1 shelter open with 70 occupants *(ARC midnight shelter count)*
- 112 National Guardsmen remain activated

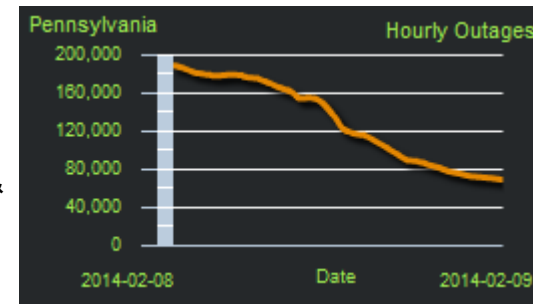
Maryland

- ▲ MD EOC at Level IV (Normal Operations)
- 4 long-term care facilities remain on generator power *(Region III RWC)*
- ▲ 1 shelter open with 0 occupants *(ARC midnight shelter count)*

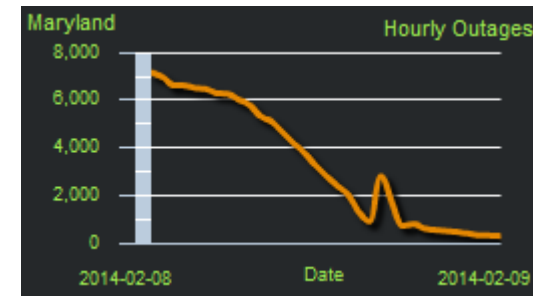
FEMA Response

- NRCC not activated; NWC Watch/Steady State
- Region III RRCC at Watch/Steady State; Region III IMAT is deployed to PA EOC
- All 97 generators delivered to FSA at Horsham Air Guard Station in Horsham, PA; pre-positioning only – no generators have been requested

PENNSYLVANIA



MARYLAND



Disaster Requests & Declarations



Declaration Requests in Process		Requests APPROVED (since last report)	Requests DENIED (since last report)
1	Date Requested	0	0
TX – DR Severe Winter Storm	January 17, 2014		

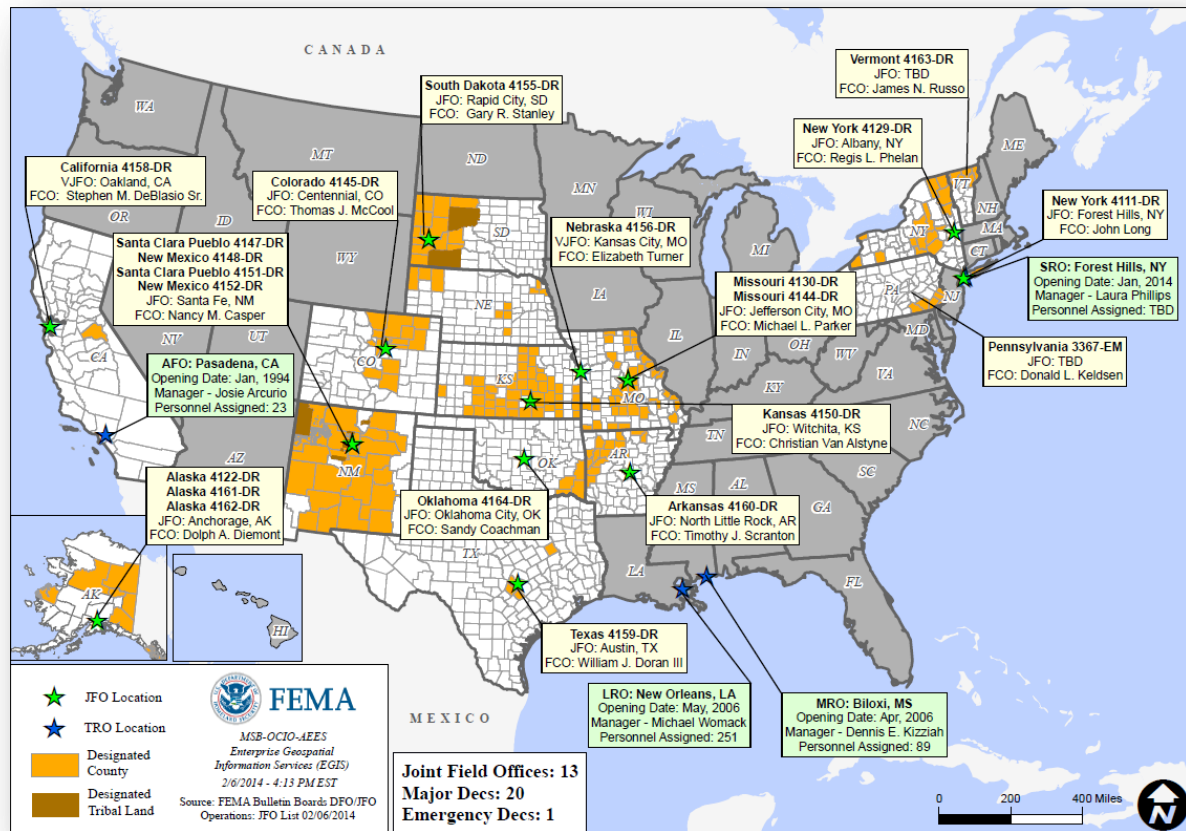
Joint Preliminary Damage Assessments



FEMA

Region	State / Location	Event	IA/PA	Number of Counties		Start – End
				Requested	Complete	
V	IN	Winter Storm Jan 4-7, 2014	PA	43	0	2/10 – TBD

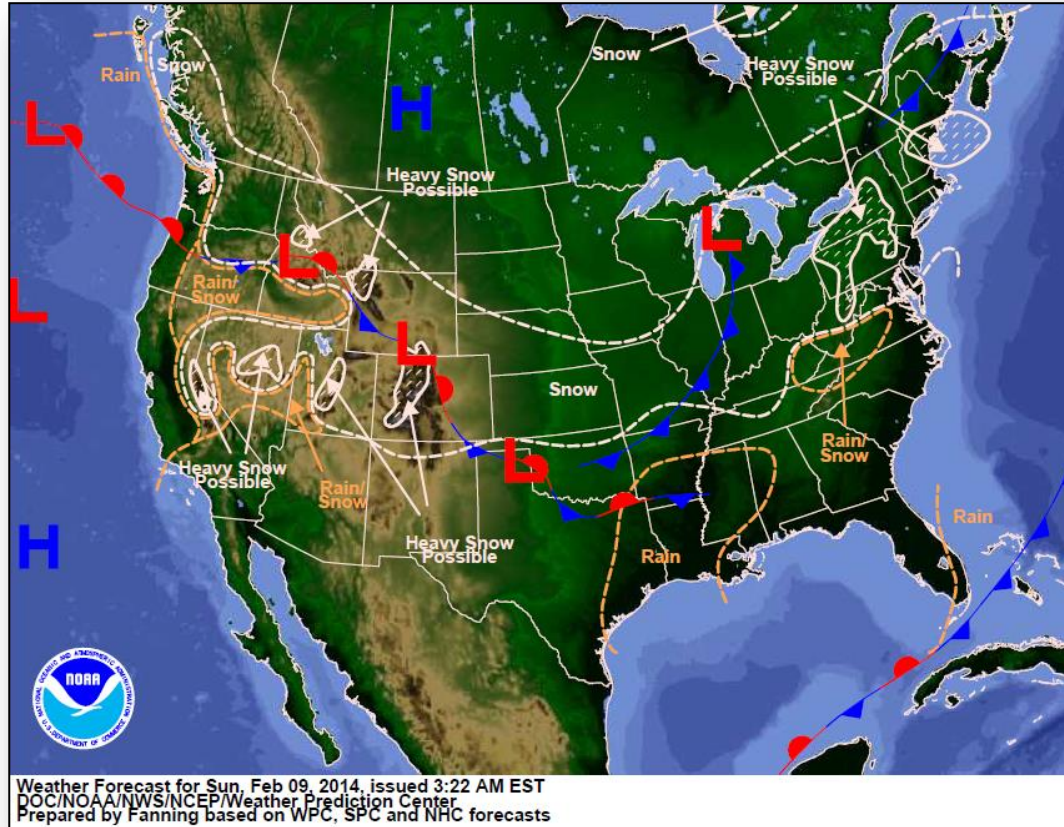
Open Field Offices as of February 9, 2014



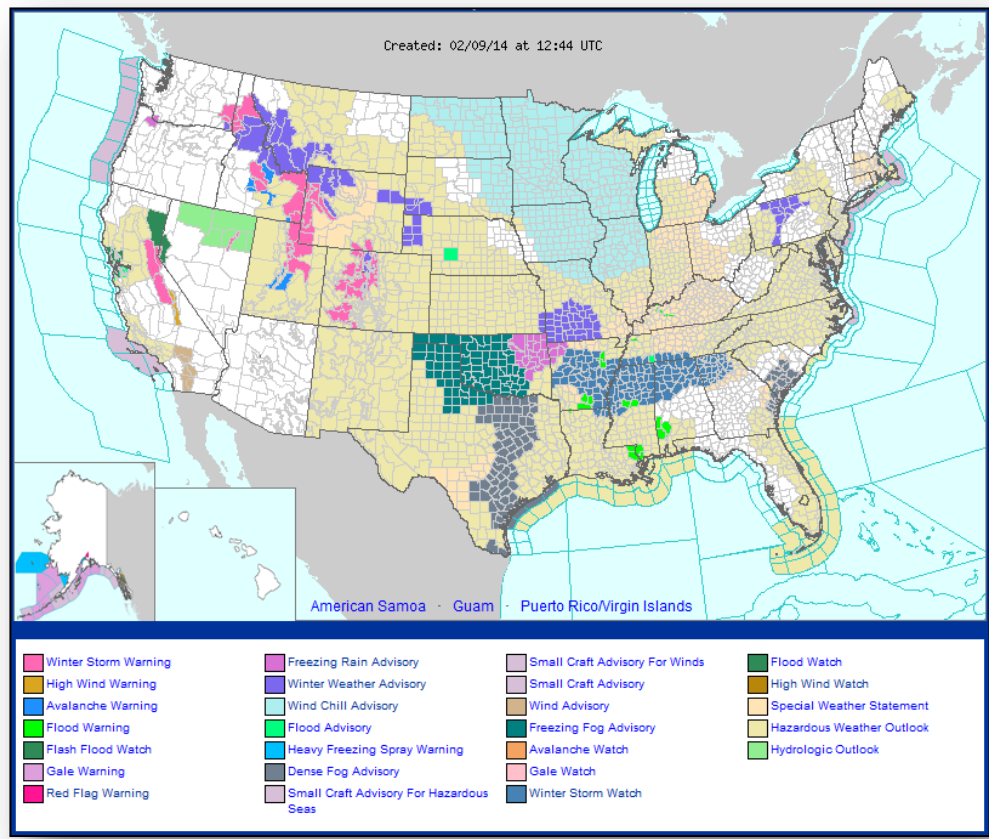
National Weather Forecast



FEMA



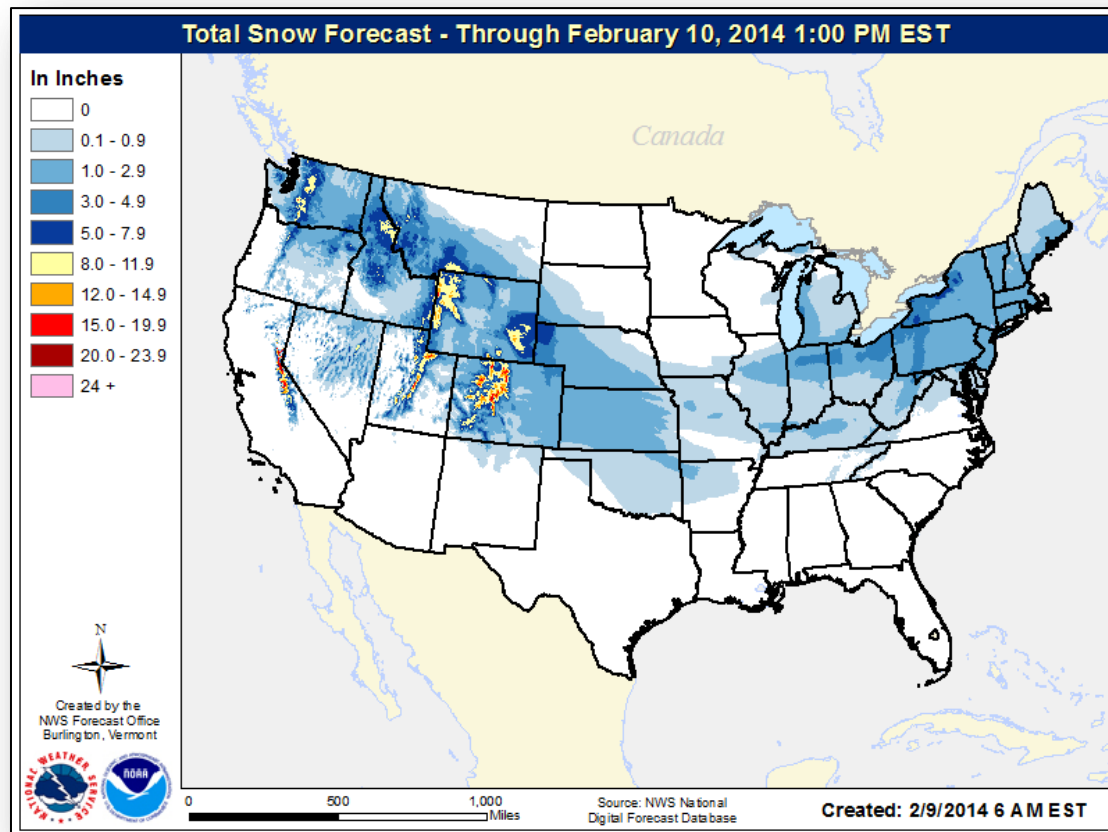
Active Watches/Warnings



Total Snow Forecast



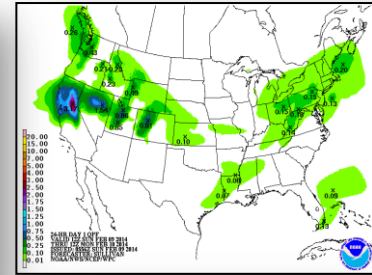
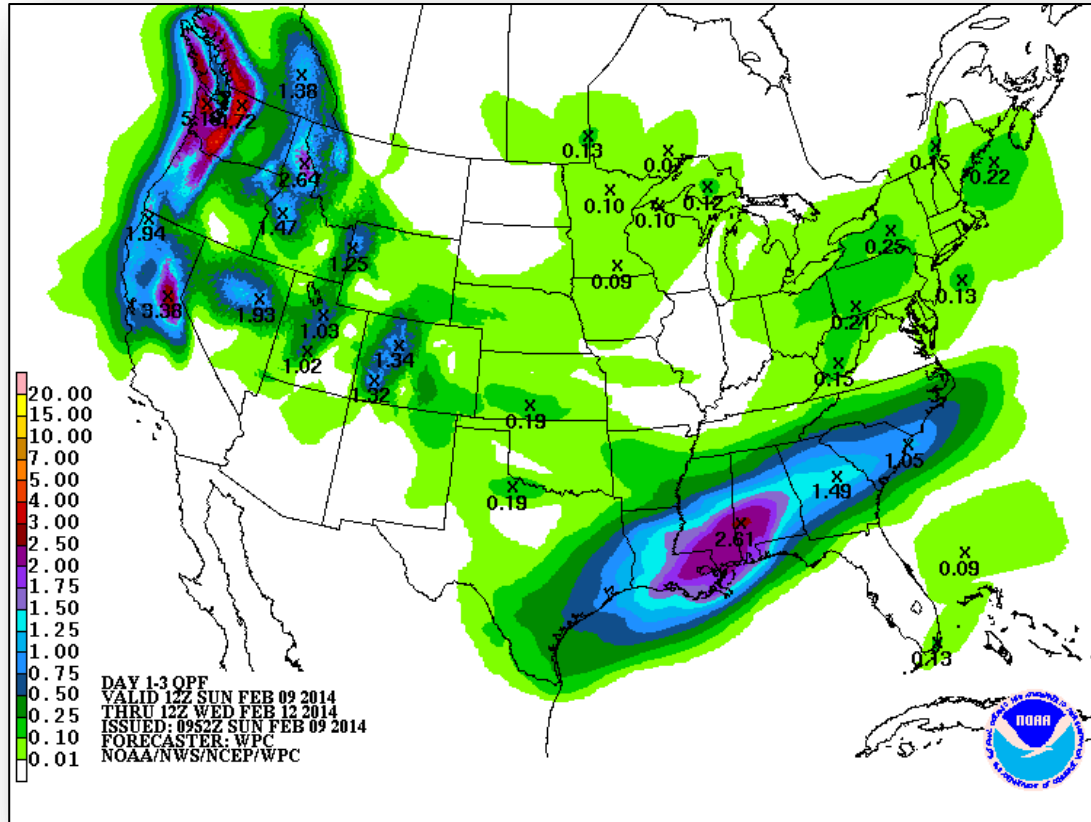
FEMA



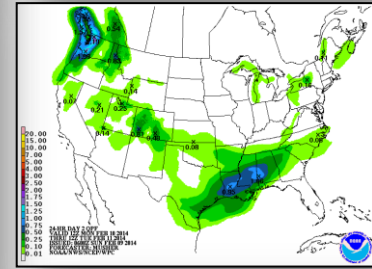
Precipitation Forecast



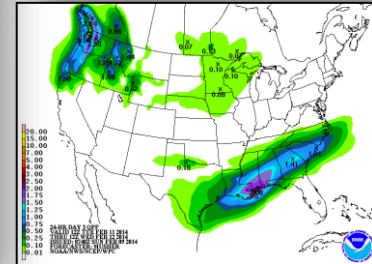
FEMA



Day 1



Day 2



Day 3

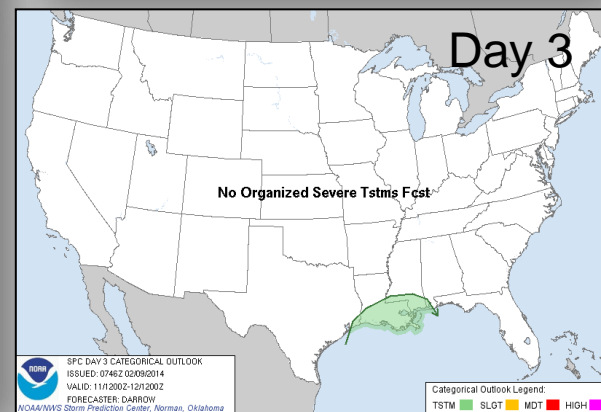
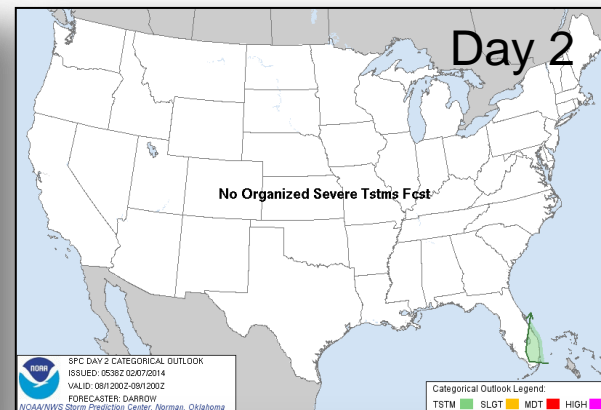
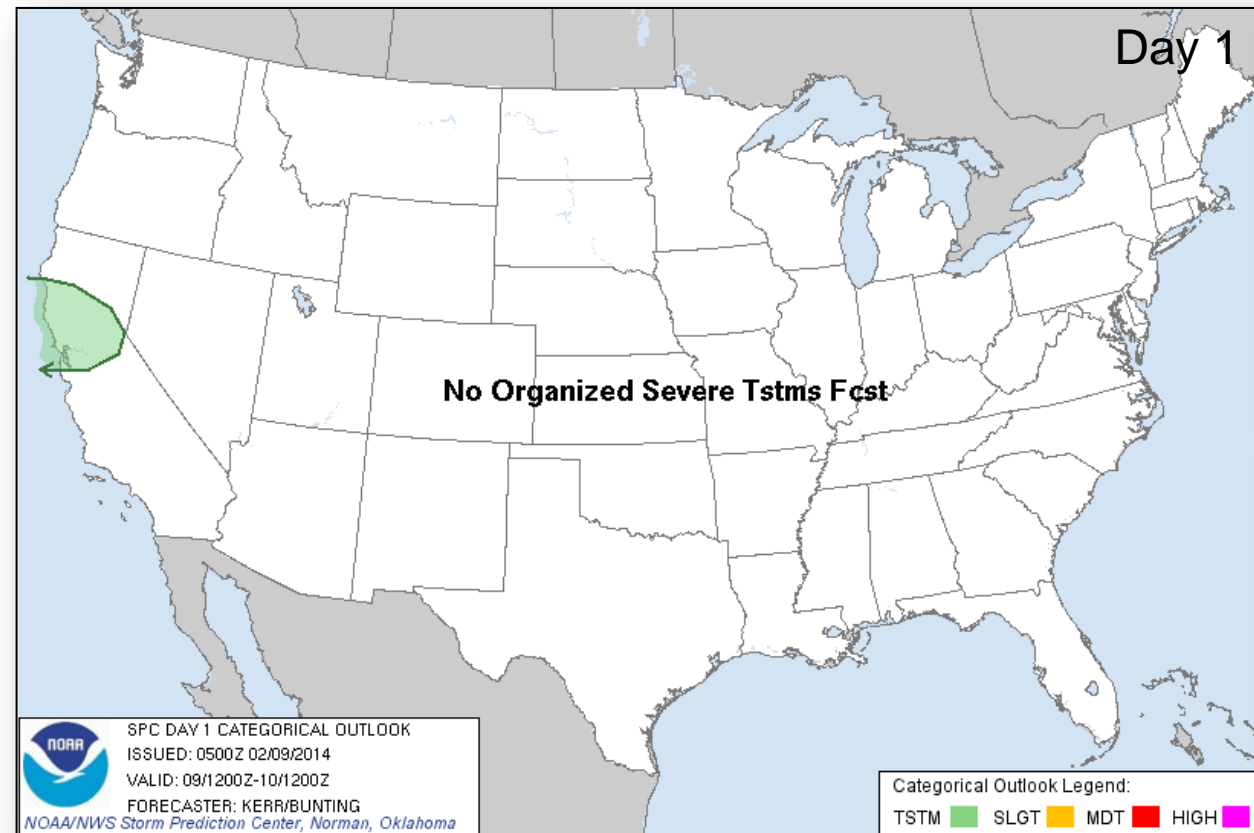
River Forecast – 7 Day



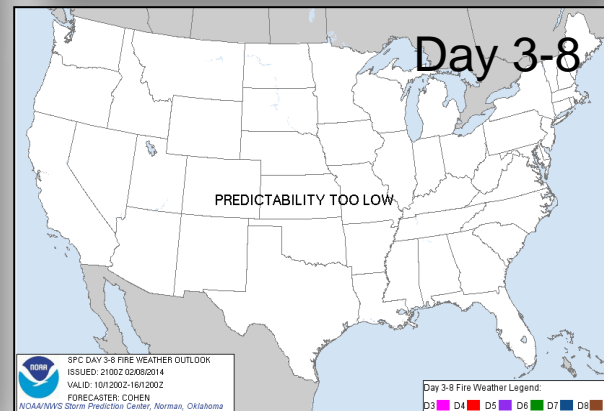
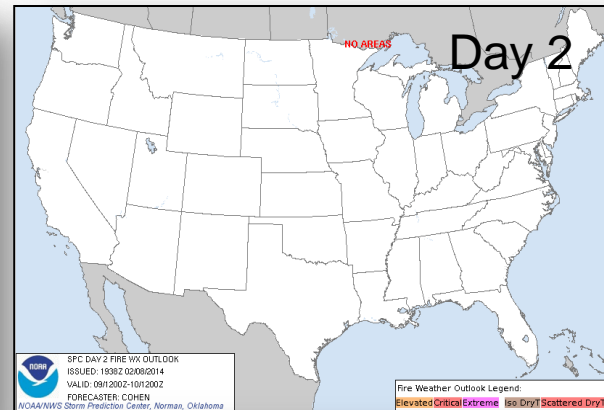
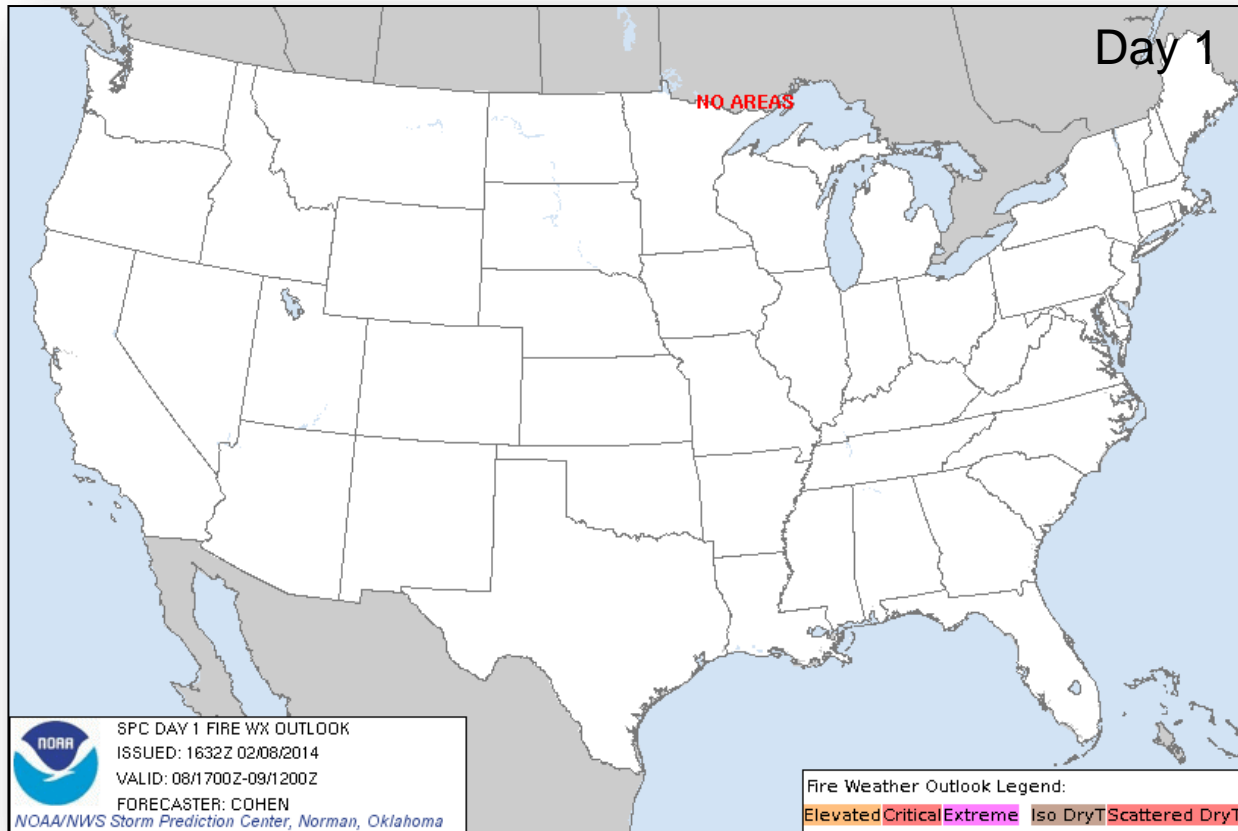
FEMA



Convective Outlooks Days 1 – 3



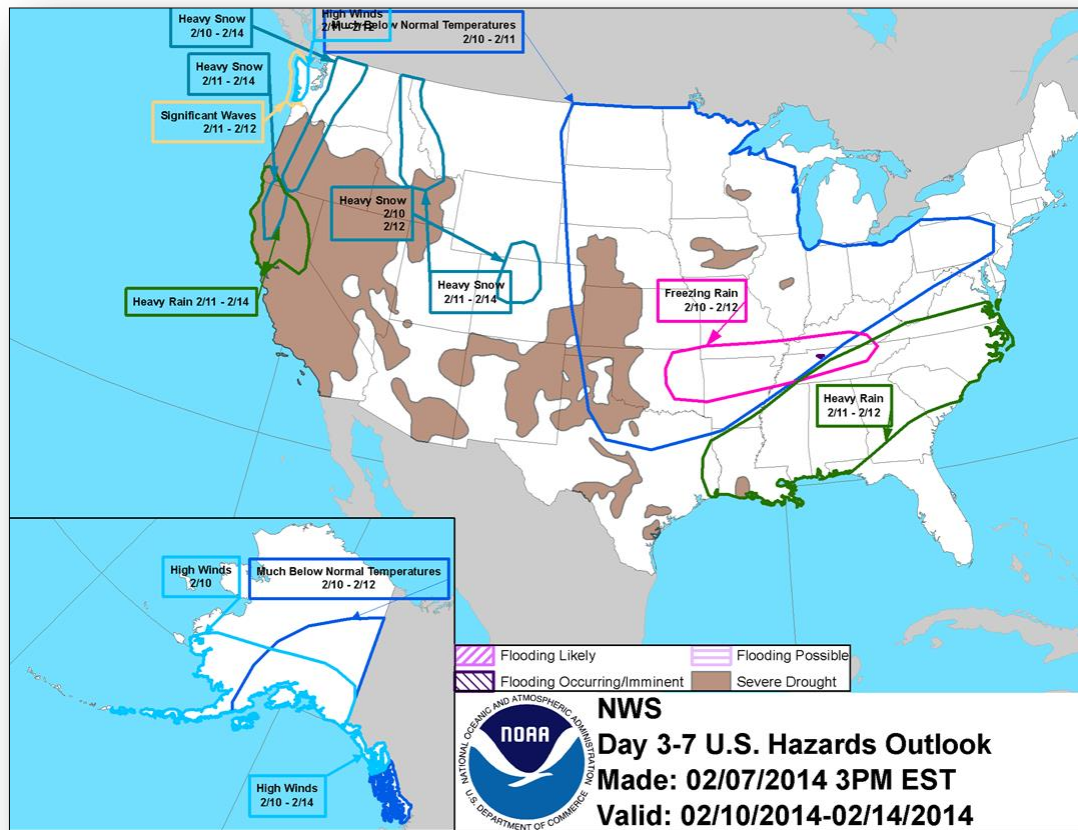
Critical Fire Weather Areas Days 1 – 8



Hazard Outlook: February 10 – 14



FEMA



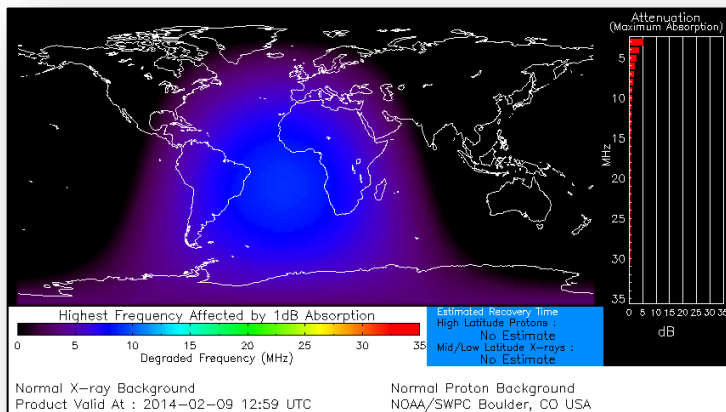
Space Weather



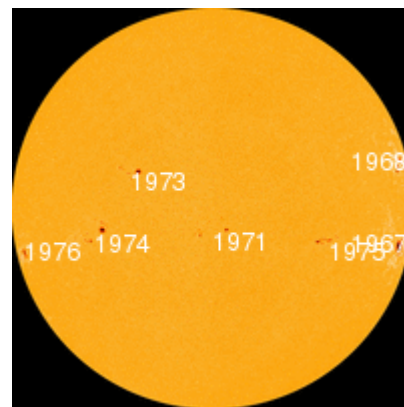
FEMA

NOAA Scales Activity (Range: 1/minor to 5/extreme)	Past 24 Hours	Current	Next 24 Hours
Space Weather Activity:	Minor	None	Minor
• Geomagnetic Storms	G1	None	None
• Solar Radiation Storms	None	None	None
• Radio Blackouts	None	None	R1

HF Communication Impact



Sunspot Activity



FEMA Readiness – Deployable Teams/Assets



Deployable Teams/Assets									
Resource	Status	Total	Available		Partially Available	Not Available	Deployed Activated	Comments	Rating Criterion
FCO		41	20	49%	N/A	3	17		OFDC Readiness: FCO Green Yellow Red Type 1 3+ 2 1 Type 2 4+ 3 2 Type 3 4 3 2 FDRC 3 2 1
FDRC		9	4	44%	0	0	5		
US&R		28	26	92%	2	0	0	<ul style="list-style-type: none"> NV-TF1 (Yellow/Conditional) NM-TF1 (Yellow/Conditional) 	<ul style="list-style-type: none"> Green = Available/FMC Yellow = Available/PMC Red = Out-of-Service Blue = Assigned/Deployed
National IMAT		3	3	100%	0	0	0		<ul style="list-style-type: none"> Green: 3 avail Yellow: 1 avail Red: 0 avail Individual N-IMAT red if 50% of Section Chiefs and/or Team Leader is unavailable for deployment.
Regional IMAT		13	6	46%	0	3	4	<ul style="list-style-type: none"> Teams deployed to: TX, OK, PA & CA Region V & X personnel shortages Region VII: personnel shortages & inop equip 	<ul style="list-style-type: none"> Green: > 6 avail Yellow: 4 -6 teams available Red: > 8 teams deployed/unavailable R-IMAT also red if TL Ops/Log Chief is unavailable and has no qualified replacement.
MCOV		55	39	70%	0	15	1	<ul style="list-style-type: none"> 1 in CO 15 not available – transitioning/upgrade to new satellite system 	<ul style="list-style-type: none"> Green = Available/FMC Yellow = Available/PMC Red = Out-of-Service Blue = Assigned/Deployed

FEMA Readiness – National/Regional Teams



National/Regional Teams									
Resource	Status	Total	Available		Partially Available	Not Available	Deployed/ Activated	Comments	Rating Criterion
NWC		5	5	100%	0	0	Steady State		• Green = FMC • Yellow = PMC • Red = NMC
NRCC		6	369	94%	0	0	Not Activated		
HLT		1	1	100%	0	0	Not Activated		
DEST							Not Activated		
RRCCs		10	10	100%	0	0	Not Activated		
RWCs/MOCs		10	10	100%	0	0	24/7		



FEMA

FEMA's mission is to support our citizens and first responders to ensure that as a nation we work together to build, sustain, and improve our capability to prepare for, protect against, respond to, recover from, and mitigate all hazards.