



FEMA

Daily Operations Briefing

Monday, February 10, 2014

8:30 a.m. EST

Significant Activity: February 9 - 10



Significant Events:

- Winter Weather Recovery – Plains to Northeast
- Monitoring - Winter Storm developing from TX to Carolinas

Significant Weather:

- Freezing Rain – WA & TX to Carolinas
- Wintry Mix – Pacific Northwest, South-Central U.S
- Red Flag Warnings/Critical Fire Weather Areas: None
- Space Weather: Minor /R1 radio blackouts over the past 24 hours; none expected over next 24 hours

FEMA Readiness: Nothing significant to report

Winter Storm – Plains to Northeast (Final)



Current Situation

- Power restoration continues; outages continue to decrease
 - ▲ PA: 20k (peak of 723k)
 - ▲ MD: Outages fully restored over the weekend
- Elsewhere, the majority of outages restored; sporadic outages remain (EAGLE-I¹, as of 4:00 a.m. EST)

Pennsylvania

- Emergency Declaration FEMA-3367-EM-PA approved on February 6, 2014
- ▲ PA EOC transitioned down to a Level III (Enhanced Monitoring)
- ▲ 1 (-2) long-term care facilities remain on generator power (Region III RWC)
- 1 confirmed storm-related fatality (FEMA Region III SITREP #6)
- ▲ 1 shelter open with 29 (-41) occupants (ARC 7:00 am EST shelter count, Feb 10)
- ▲ All National Guard personnel have been released

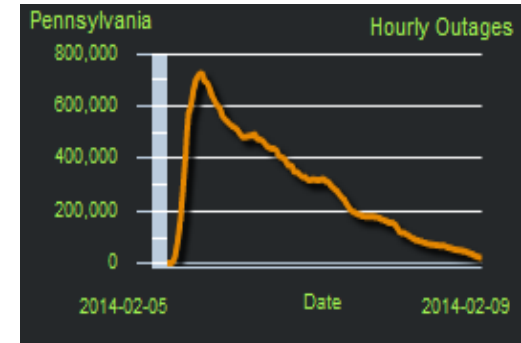
Maryland

- ▲ MD EOC has returned to Normal Operations
- ▲ 1 shelter open with 0 occupants (ARC 7:00am EST shelter count, Feb 10)

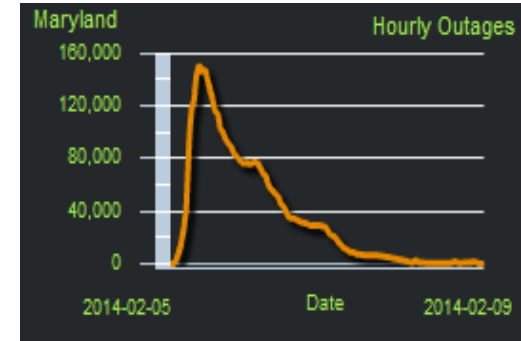
FEMA Response

- NRCC not activated; NWC Watch/Steady State
- Region III RRCC at Watch/Steady State; Region III IMAT is deployed to PA EOC
- 97 generators remain pre-positioned at FSA in Horsham, PA

Pennsylvania



Maryland



Disaster Requests & Declarations



FEMA

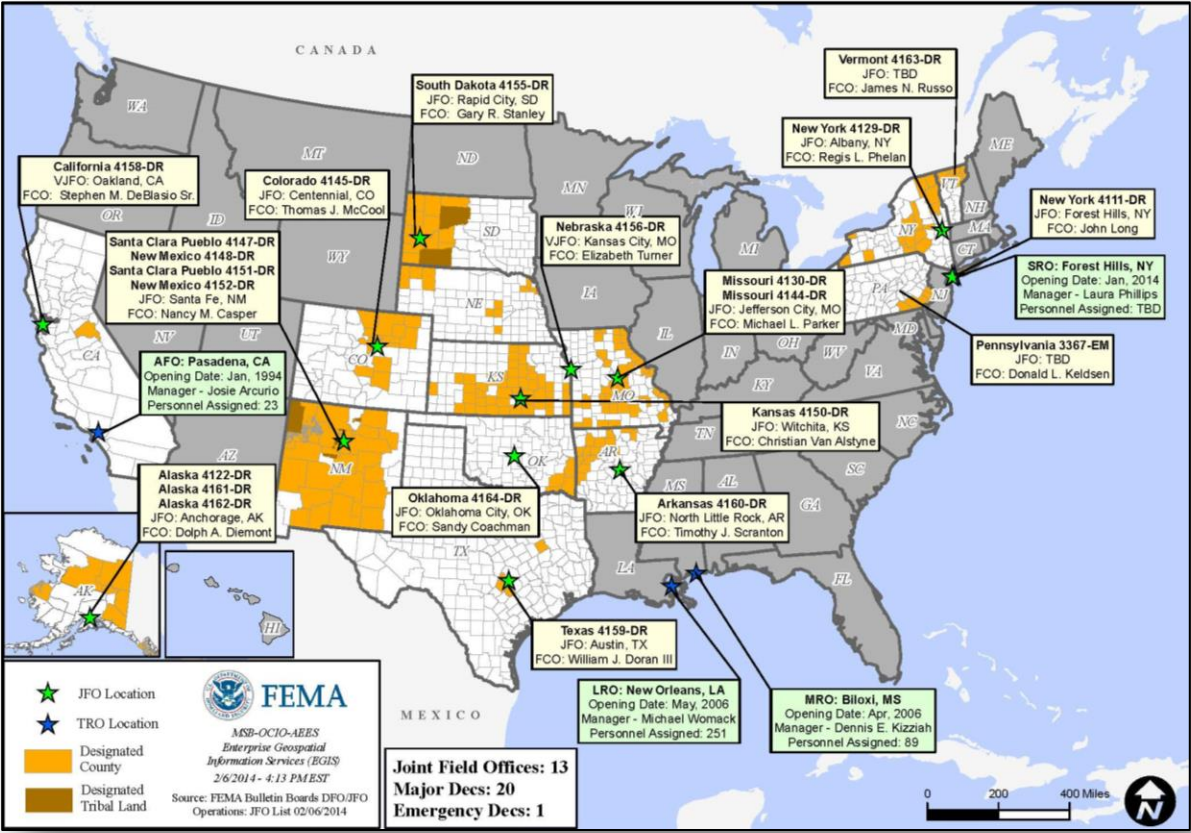
Declaration Requests in Process		Requests APPROVED (since last report)	Requests DENIED (since last report)
1	Date Requested	0	0
TX – DR Severe Winter Storm	January 17, 2014		

Joint Preliminary Damage Assessments

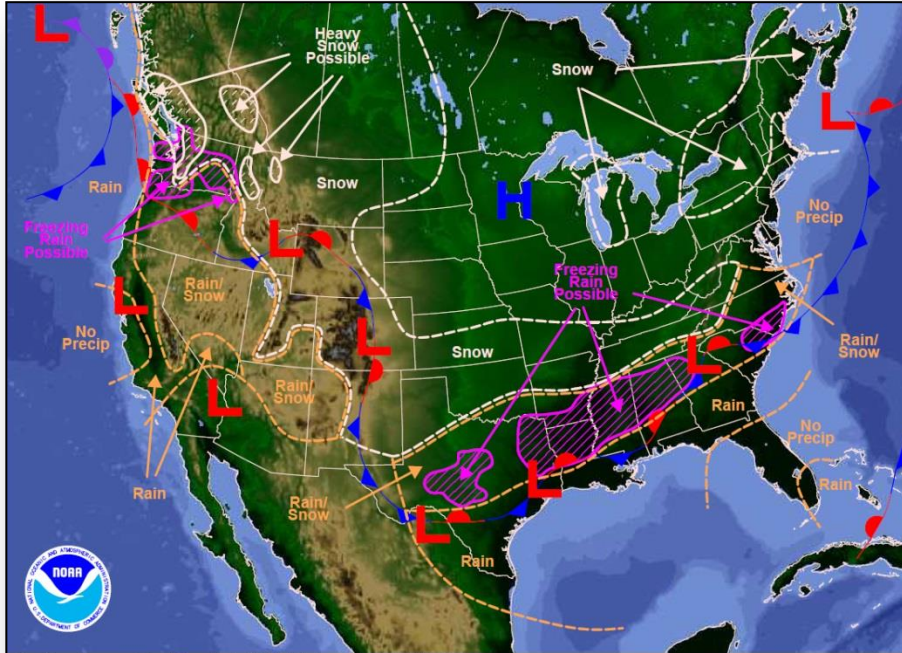


Region	State / Location	Event	IA/PA	Number of Counties		Start – End
				Requested	Complete	
V	IN	Winter Storm Jan 4-7, 2014	PA	43	0	2/10 – TBD

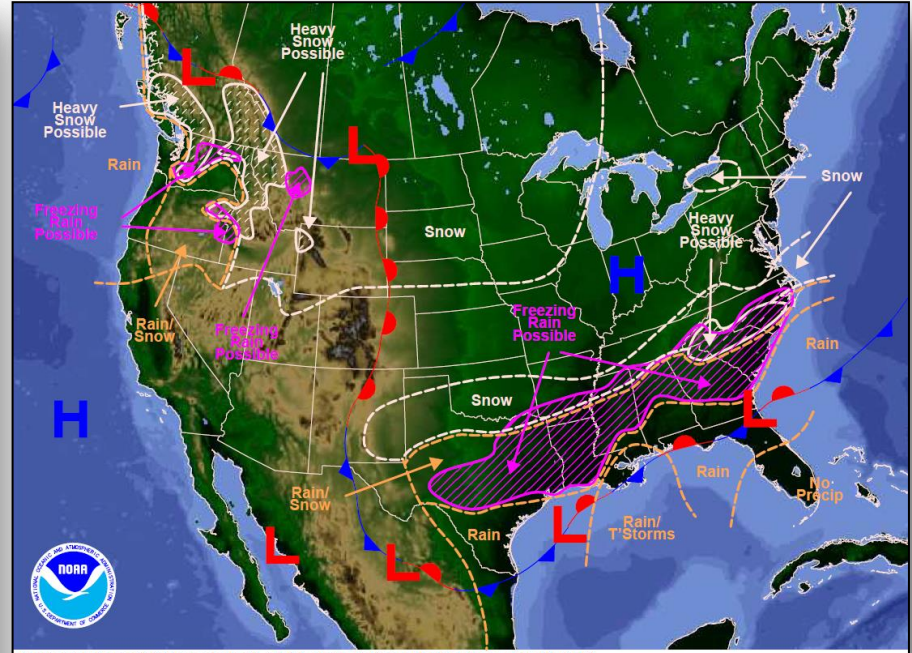
Open Field Offices as of February 10, 2014



National Weather Forecast



Weather Forecast for Mon, Feb 10, 2014, issued 3:20 AM EST
DOC/NOAA/NWS/NCEP/Weather Prediction Center
Prepared by McReynolds based on WPC, SPC and NHC forecasts

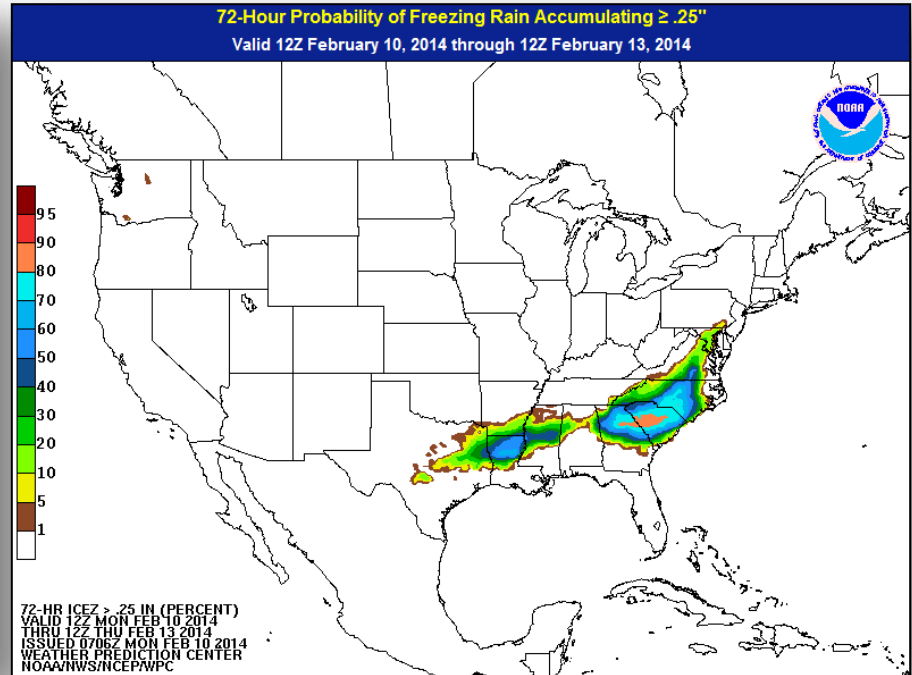
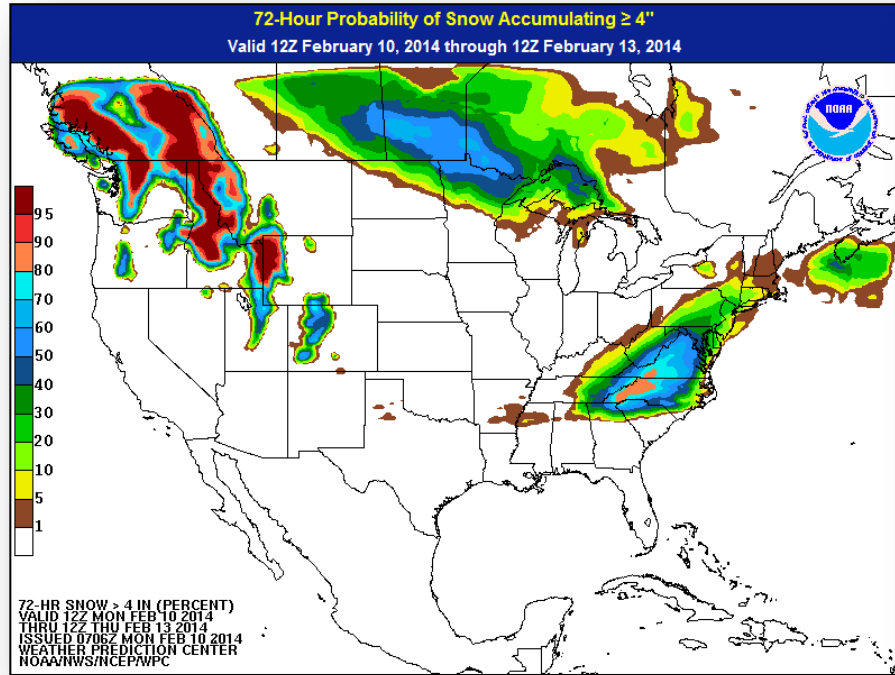


Weather Forecast for Tue, Feb 11, 2014, issued 4:33 AM EST Mon, Feb 10, 2014
DOC/NOAA/NWS/NCEP/Weather Prediction Center
Prepared by McReynolds based on WPC, SPC and NHC forecasts

Snow & Freezing Rain Probabilities (72-hr)



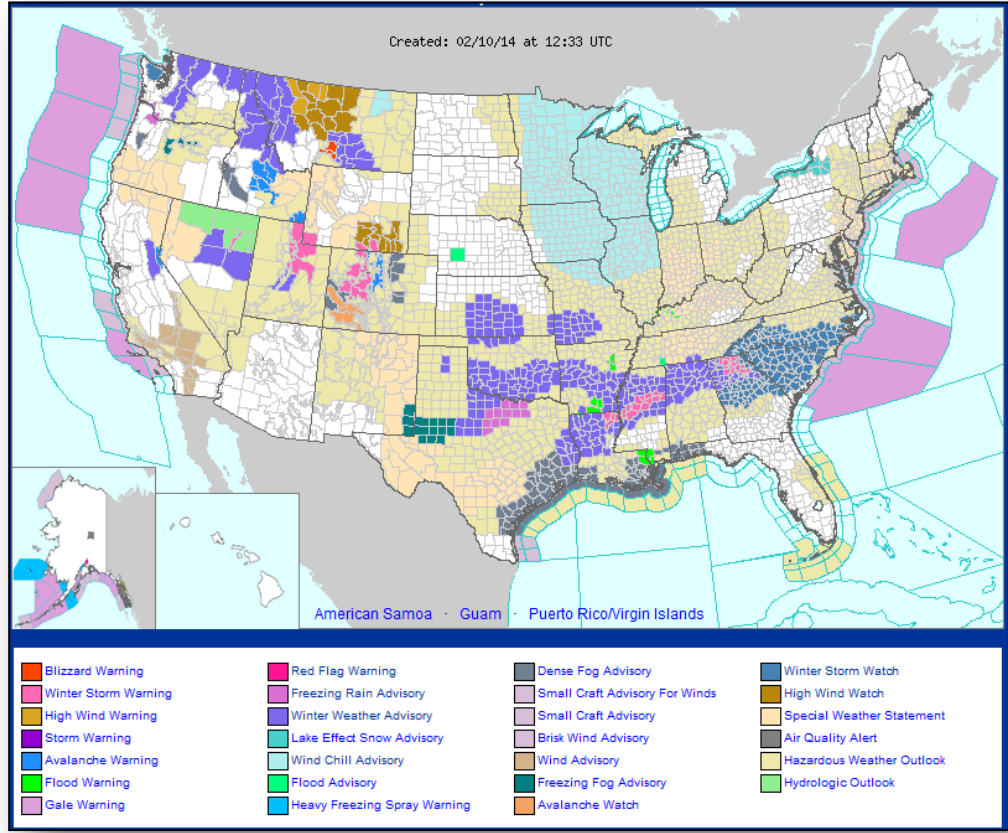
FEMA



Active Watches/Warnings



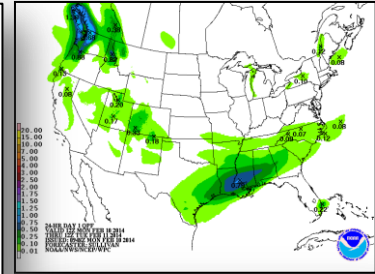
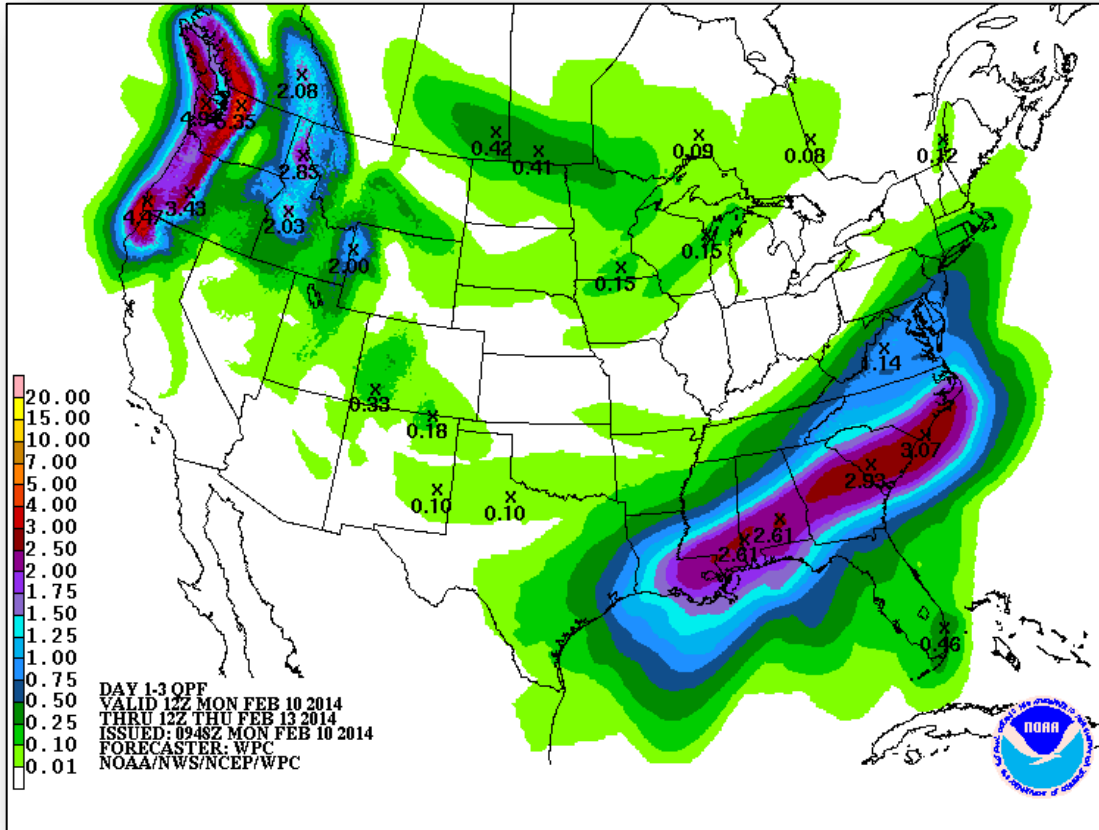
FEMA



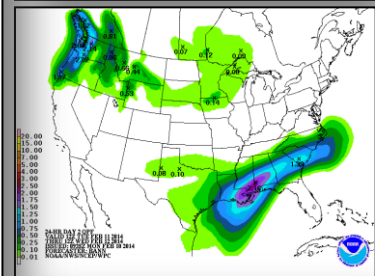
Precipitation Forecast



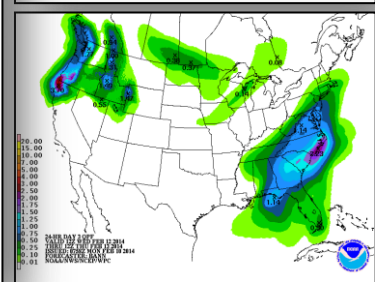
FEMA



Day 1



Day 2

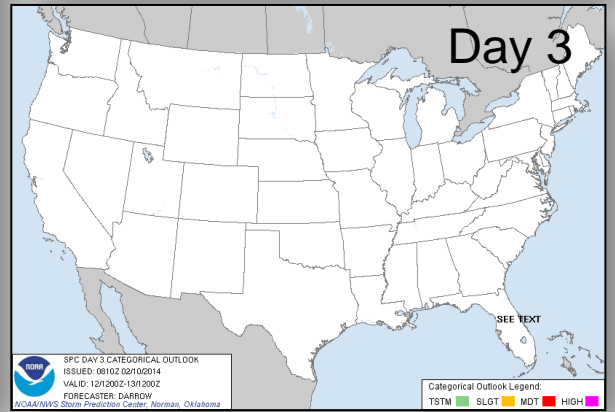
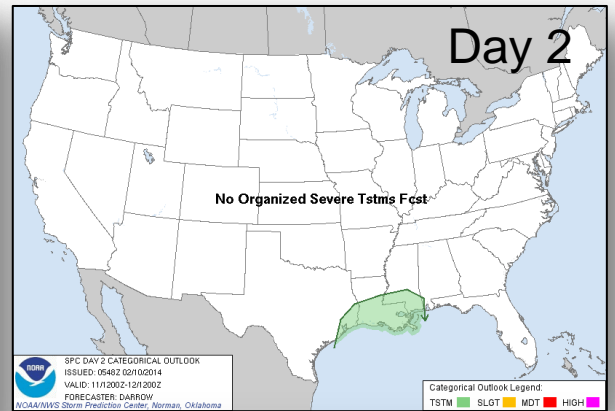
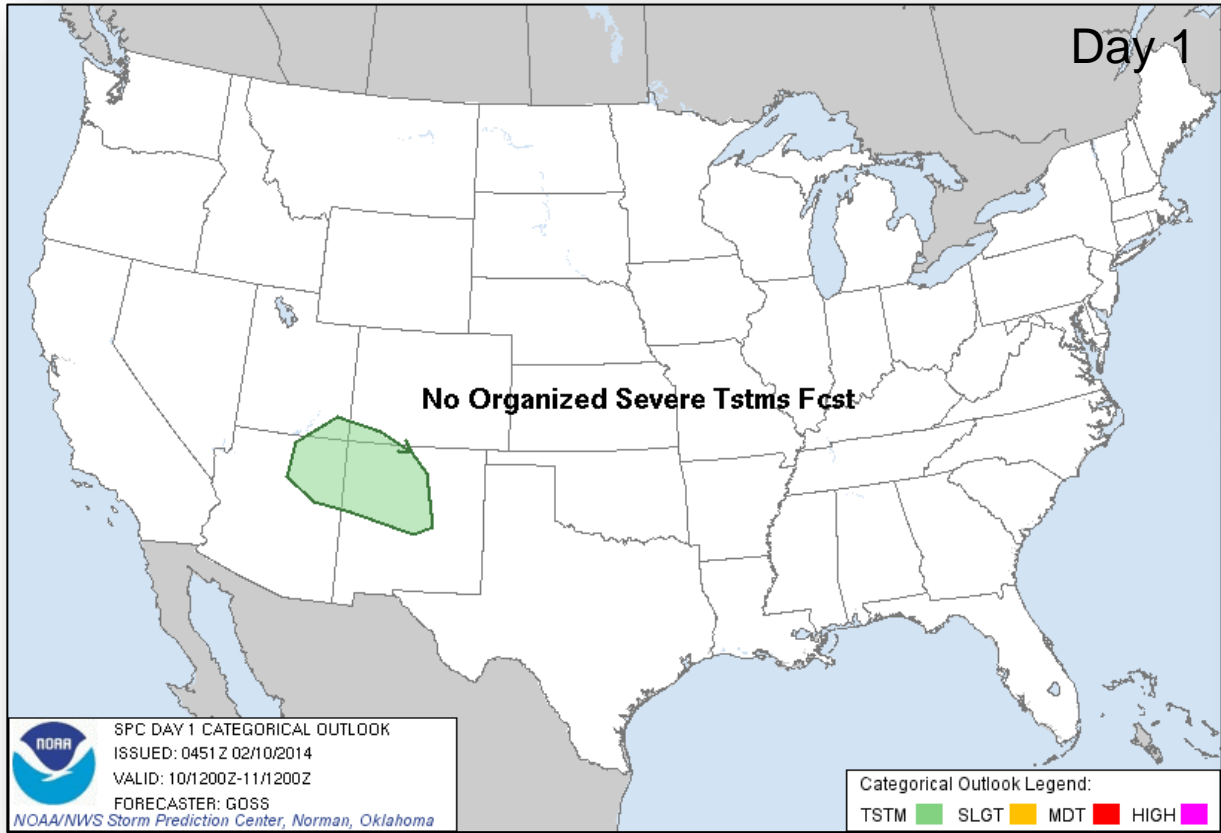


Day 3

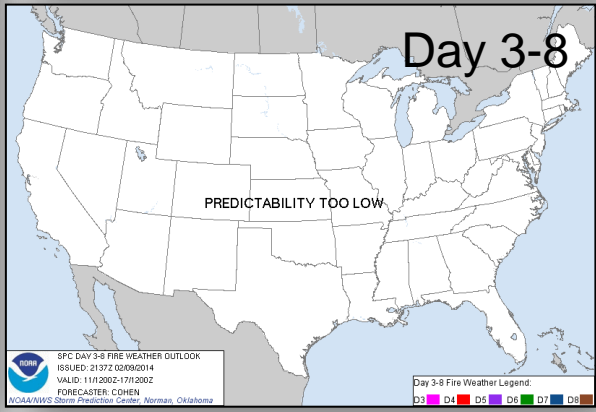
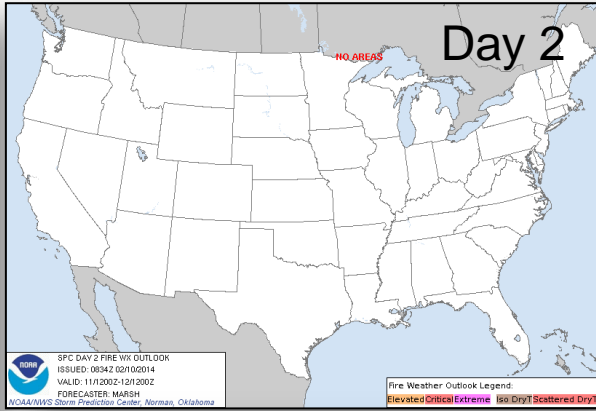
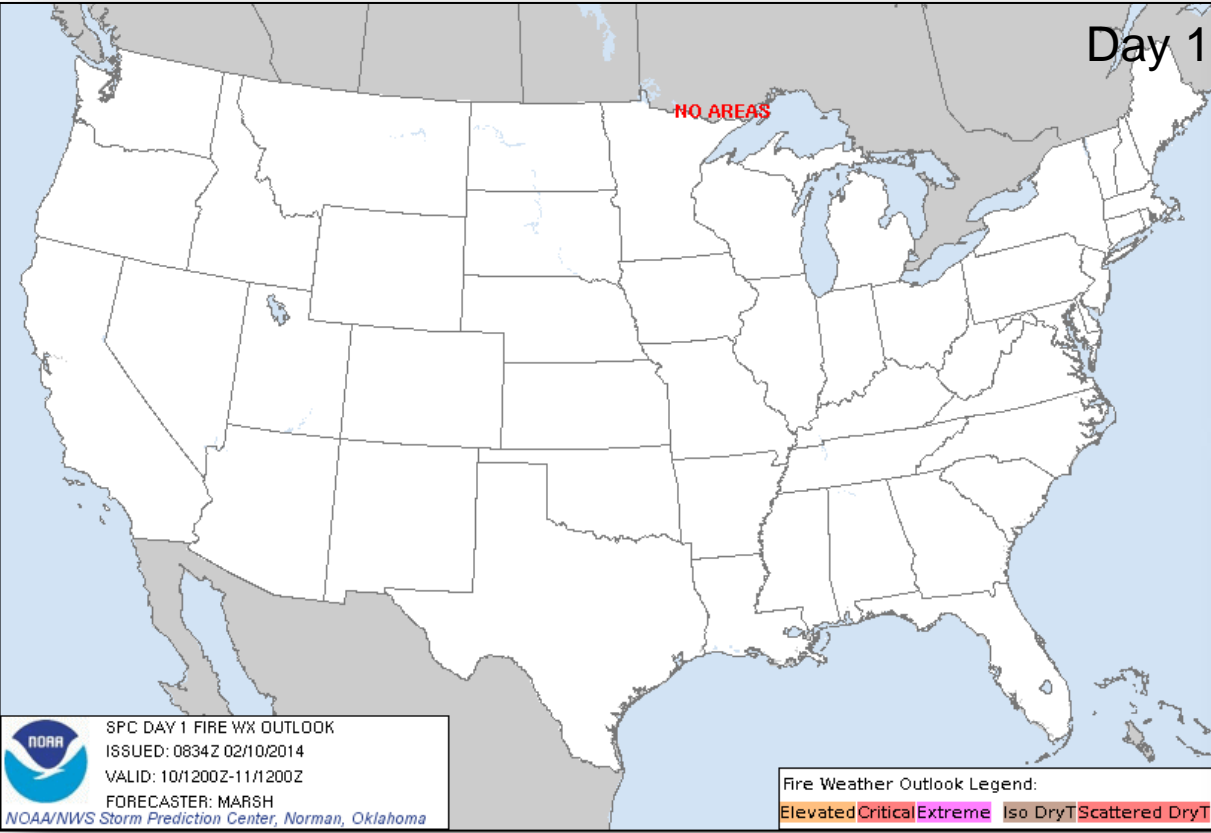
River Forecast – 7 Day



Convective Outlooks Days 1 – 3

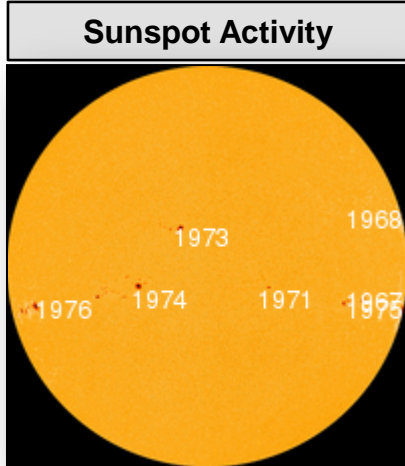
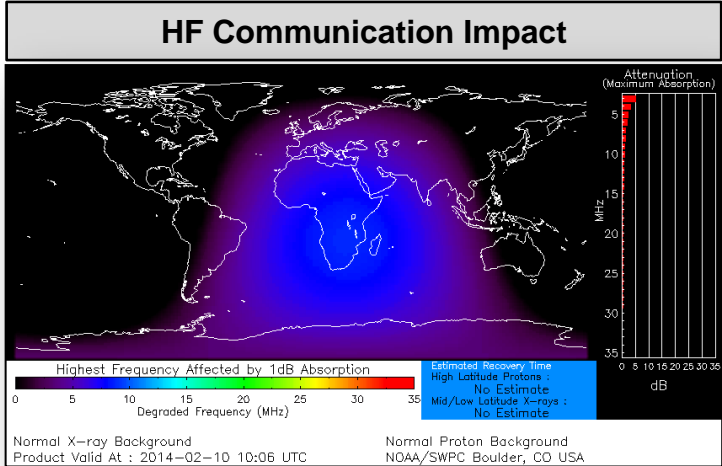


Critical Fire Weather Areas Days 1 – 8



Space Weather

NOAA Scales Activity (Range: 1/minor to 5/extreme)	Past 24 Hours	Current	Next 24 Hours
Space Weather Activity:	Minor	None	None
• Geomagnetic Storms	None	None	None
• Solar Radiation Storms	None	None	None
• Radio Blackouts	R1	None	None



FEMA Readiness – Deployable Teams/Assets



Deployable Teams/Assets									
Resource	Status	Total	Available		Partially Available	Not Available	Deployed Activated	Comments	Rating Criterion
FCO	Green	41	20	49%	N/A	3	18		OFDC Readiness: FCO Green Yellow Red Type 1 3+ 2 1 Type 2 4+ 3 2 Type 3 4 3 2 FDRC 3 2 1
FDRC		9	4	44%	0	0	5		
US&R	Green	28	26	92%	2	0	0	<ul style="list-style-type: none"> NV-TF1 (Yellow/Conditional) NM-TF1 (Yellow/Conditional) 	<ul style="list-style-type: none"> Green = Available/FMC Yellow = Available/PMC Red = Out-of-Service Blue = Assigned/Deployed
National IMAT	Green	3	3	100%	0	0	0		<ul style="list-style-type: none"> Green: 3 avail Yellow: 1 avail Red: 0 avail Individual N-IMAT red if 50% of Section Chiefs and/or Team Leader is unavailable for deployment.
Regional IMAT	Yellow	13	6	46%	0	3	4	<ul style="list-style-type: none"> Teams deployed to: TX, OK, PA & CA Region V & X personnel shortages Region VII: personnel shortages & inop equip 	<ul style="list-style-type: none"> Green: > 6 avail Yellow: 4 -6 teams available Red: > 8 teams deployed/unavailable R-IMAT also red if TL Ops/Log Chief is unavailable and has no qualified replacement.
MCOV	Green	55	40	70%	0	15	0	<ul style="list-style-type: none"> 15 not available – transitioning/upgrade to new satellite system 	<ul style="list-style-type: none"> Green = Available/FMC Yellow = Available/PMC Red = Out-of-Service Blue = Assigned/Deployed

FEMA Readiness – National/Regional Teams



National/Regional Teams									
Resource	Status	Total	Available		Partially Available	Not Available	Deployed/ Activated	Comments	Rating Criterion
NWC		5	5	100%	0	0	Steady State		<ul style="list-style-type: none"> • Green = FMC • Yellow = PMC • Red = NMC
NRCC		6	369	94%	0	0	Not Activated		
HLT		1	1	100%	0	0	Not Activated		
DEST							Not Activated		
RRCCs		10	10	100%	0	0	Not Activated		
RWCs/MOCs		10	10	100%	0	0	24/7		



FEMA

FEMA's mission is to support our citizens and first responders to ensure that as a nation we work together to build, sustain, and improve our capability to prepare for, protect against, respond to, recover from, and mitigate all hazards.