



FEMA

Daily Operations Briefing

Tuesday, February 11, 2014

8:30 a.m. EST

Significant Activity: February 10 – 11



Significant Events:

- Winter Storm – Southern Plains to Mid-Atlantic

Significant Weather:

- Rain and snow – Southern Plains to Mid-Atlantic; Northern Intermountain to Central Great Basin
- Freezing rain – Southern Plains to Southeast; Northern Intermountain to Northern Rockies
- Heavy snow – Northern Intermountain to Northern Rockies
- Red Flag Warnings/Critical Fire Weather Areas: None
- Space Weather: Past 24 hours – minor, R1 radio blackouts occurred; Next 24 hours – none predicted

FEMA Readiness:

- GA Request for Emergency Declaration

Winter Storm – Southeast to Mid-Atlantic



Current Situation

- Major winter storm spreading from the Southern Plains to Mid-Atlantic
- Heavy snow and significant icing are likely in many areas
- No significant impacts reported; hundreds of flights canceled

FEMA Region III

- RRCC not activated; RWC at Watch/ Steady State
- VA activated (SEOC) to Level III (Increased Readiness) as of today
- PA (SEOC) activated to Level III (Enhanced Monitoring); WV SEOC activated Level II (Partial Activation)

FEMA Region IV

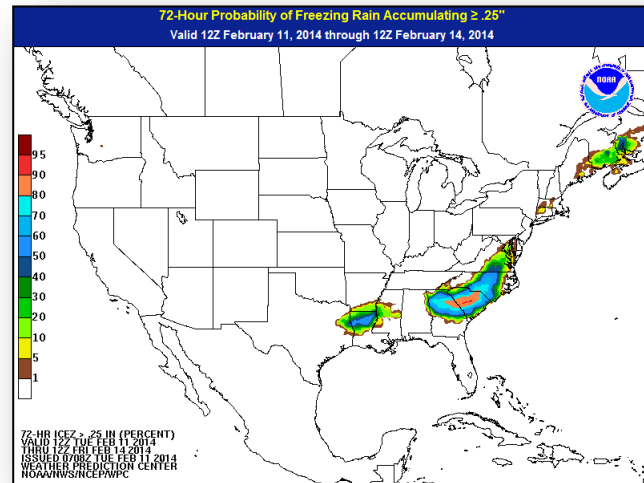
- RRCC not activated; RWC at Enhanced Watch; RRCS and all ESFs on alert
- LNO deployed to GA EOC
- MS and GA EOCs in are fully activated; TN, SC and AL EOCs partially activated
- Governors declared State of Emergency in GA, MS & AL
- 15 shelters open with no occupants AL; 3 shelters open with 28 occupants in GA (*ARC Midnight Shelter Report*)
- GA Governor requested Emergency Declaration for 45 counties
- Region IV coordinating with State partners to source generators locally

FEMA Region VI

- FEMA Region VI at Watch/Steady State; delayed arrival authorized today
- Governor declared a State of Emergency; LA SEOC is Partially Activated
- 2 shelters open with 12 occupants; Light icing reported in portions of Southern Plains

FEMA HQ

- NRCC not activated; NWC at Enhanced Watch (Dayshift only)
- HQ Logistics coordinating with Region IV



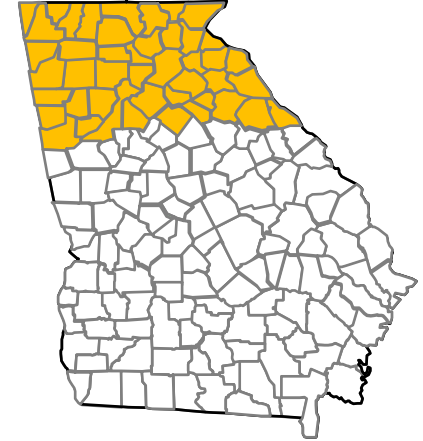
Emergency Declaration Request – Georgia



FEMA

February 10, 2014

- Request for Emergency Declaration for State of Georgia
- For severe winter storm that occurred on February 10, 2014 and continuing
- Requesting: Emergency protective measures (Category B), direct federal assistance and Public Assistance for 45 counties



■ = Requested counties

Public Assistance Categories

A	B	C	D	E	F	G
Debris Removal	Emergency Protective Measures	Road Systems & Bridges	Water Control Facilities	Public Buildings & Contents	Public Utilities	Parks, Recreational, & Other

Disaster Requests & Declarations



Declaration Requests in Process		Requests APPROVED (since last report)	Requests DENIED (since last report)
2	Date Requested	0	0
TX – DR Severe Winter Storm	January 17, 2014		
GA – EM Severe Winter Storm	February 10, 2014		

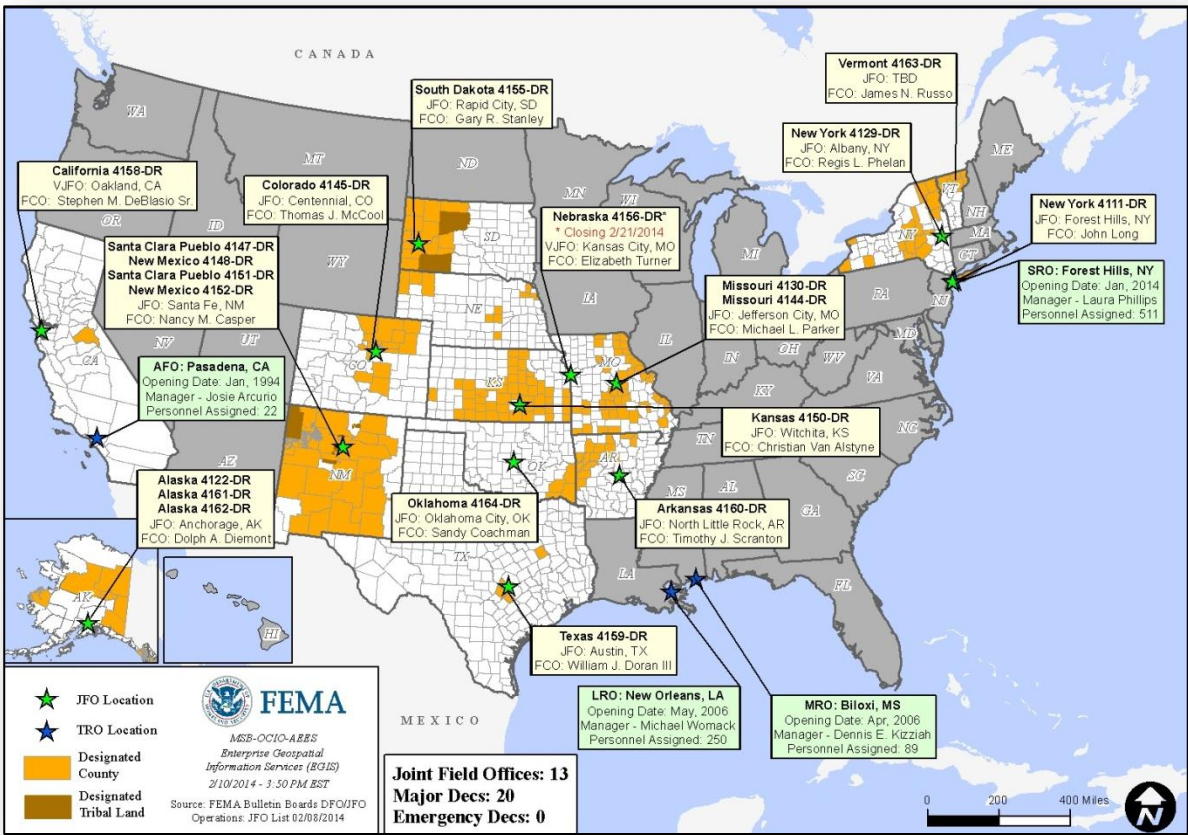
Joint Preliminary Damage Assessments



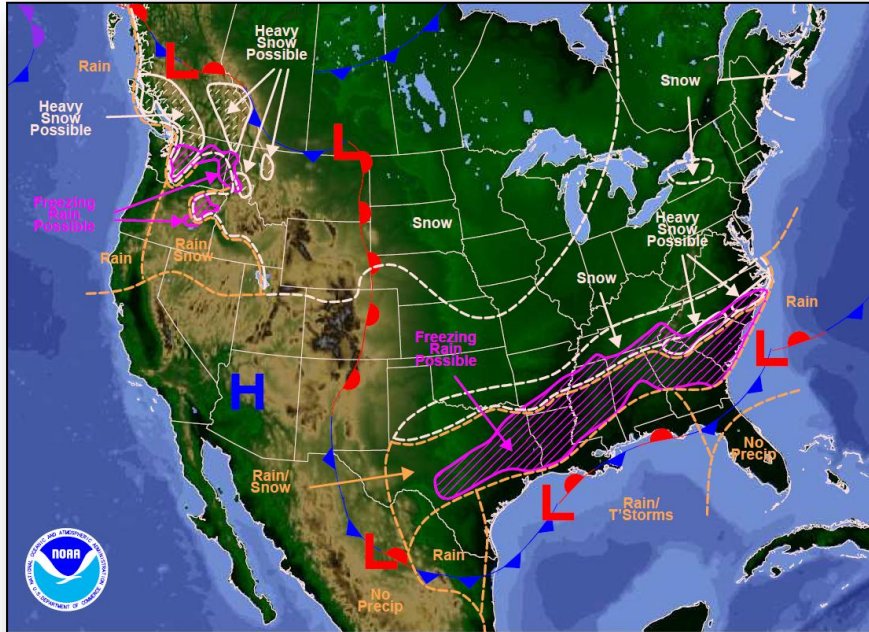
FEMA

Region	State / Location	Event	IA/PA	Number of Counties		Start – End
				Requested	Complete	
V	IN	Winter Storm Jan 4-7, 2014	PA	43	0	2/10 – TBD

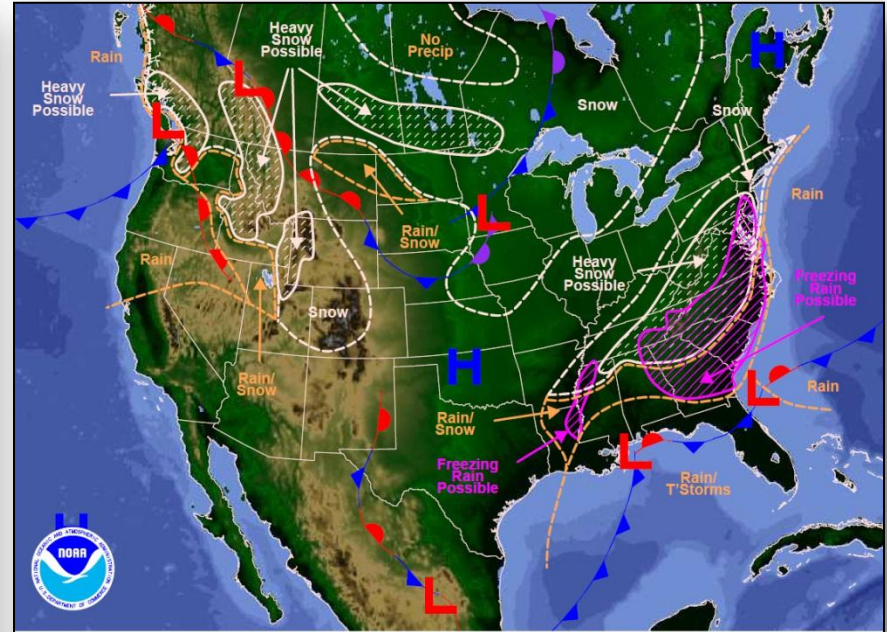
Open Field Offices as of February 11, 2014



National Weather Forecast



Weather Forecast for Tue, Feb 11, 2014, issued 3:26 AM EST
DOC/NOAA/NWS/NCEP/Weather Prediction Center
Prepared by McCreynolds based on WPC, SPC and NHC forecasts

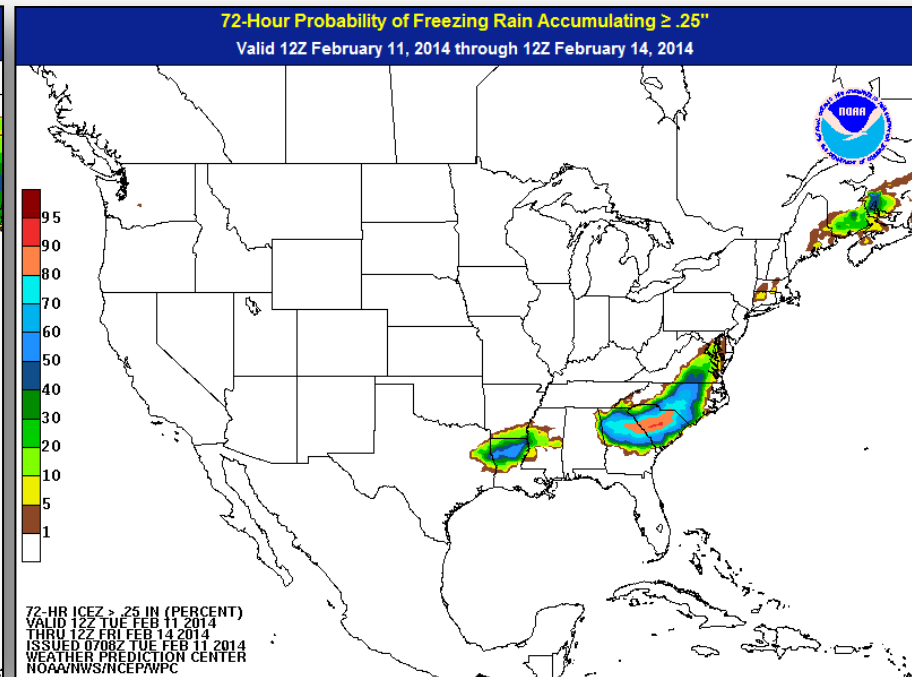
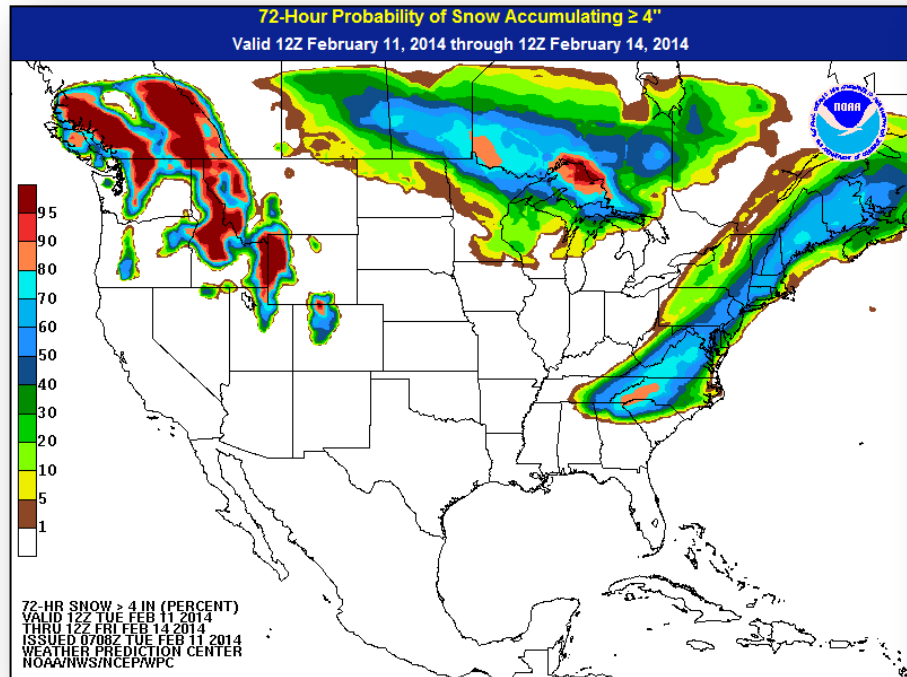


Weather Forecast for Wed, Feb 12, 2014, issued 4:46 AM EST Tue, Feb 11, 2014
DOC/NOAA/NWS/NCEP/Weather Prediction Center
Prepared by McCreynolds based on WPC, SPC and NHC forecasts

Snow & Freezing Rain Probabilities (72-hr)



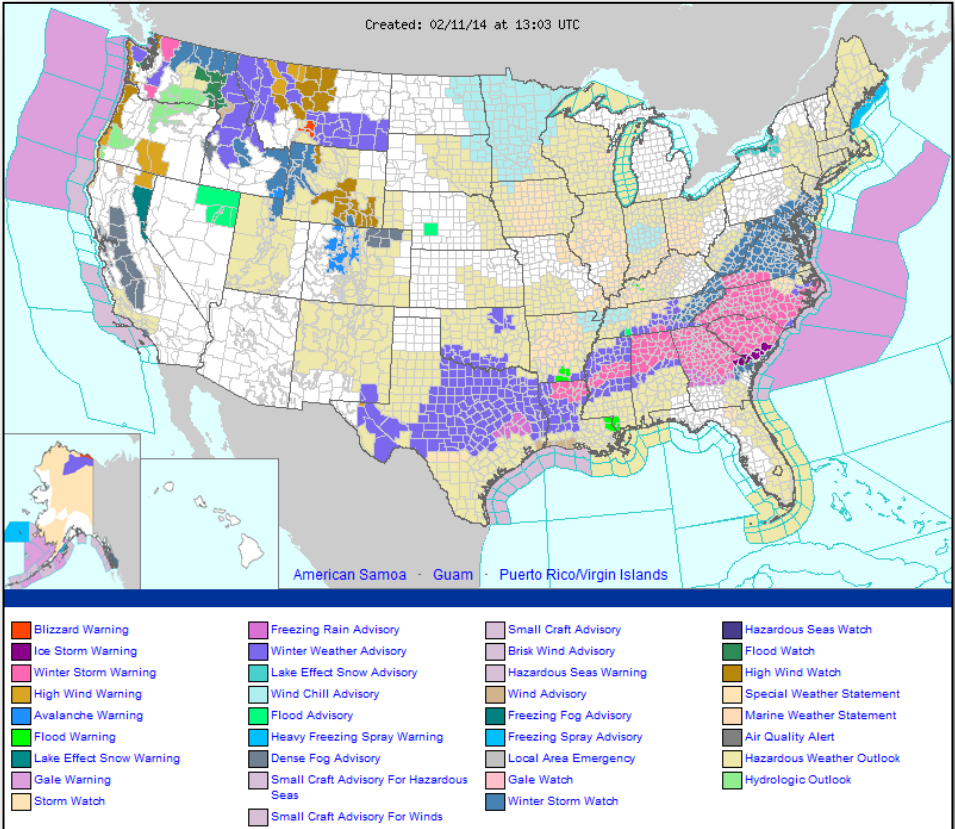
FEMA



Active Watches/Warnings



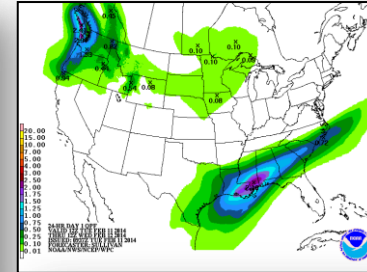
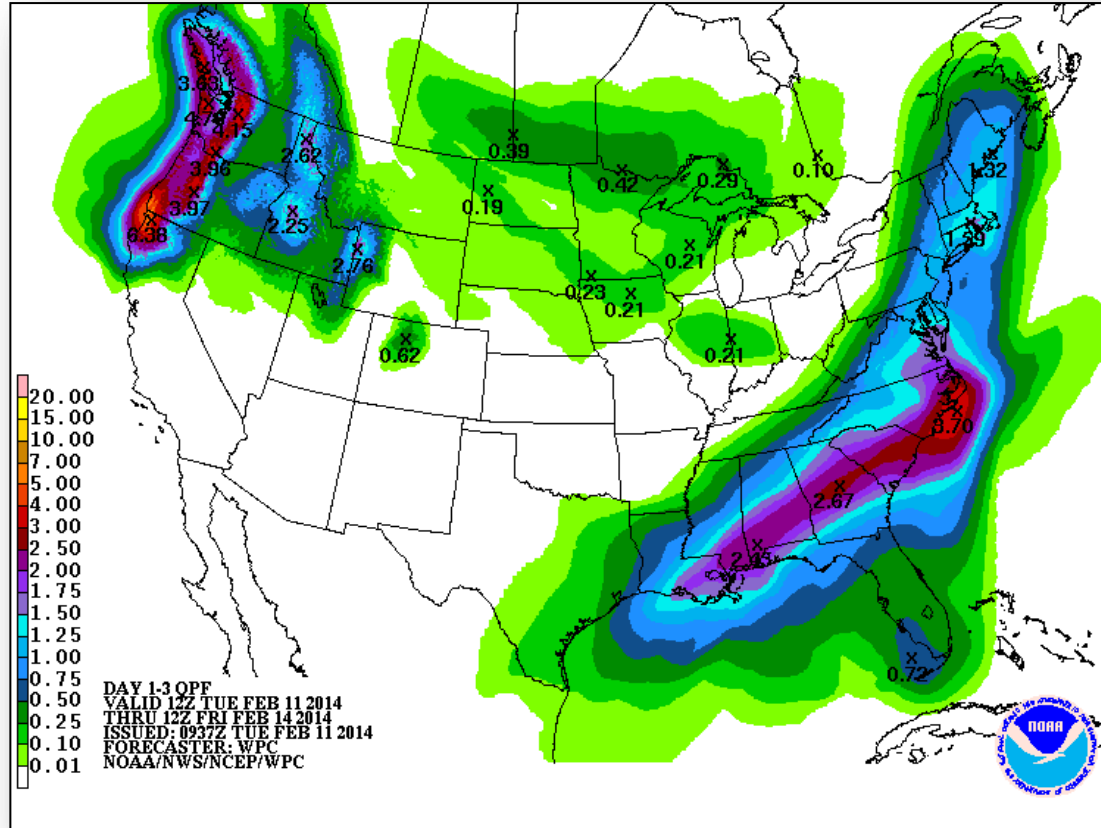
FEMA



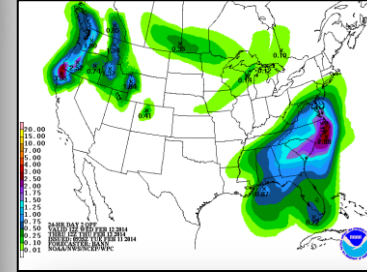
Precipitation Forecast



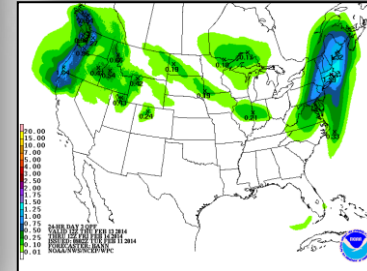
FEMA



Day 1

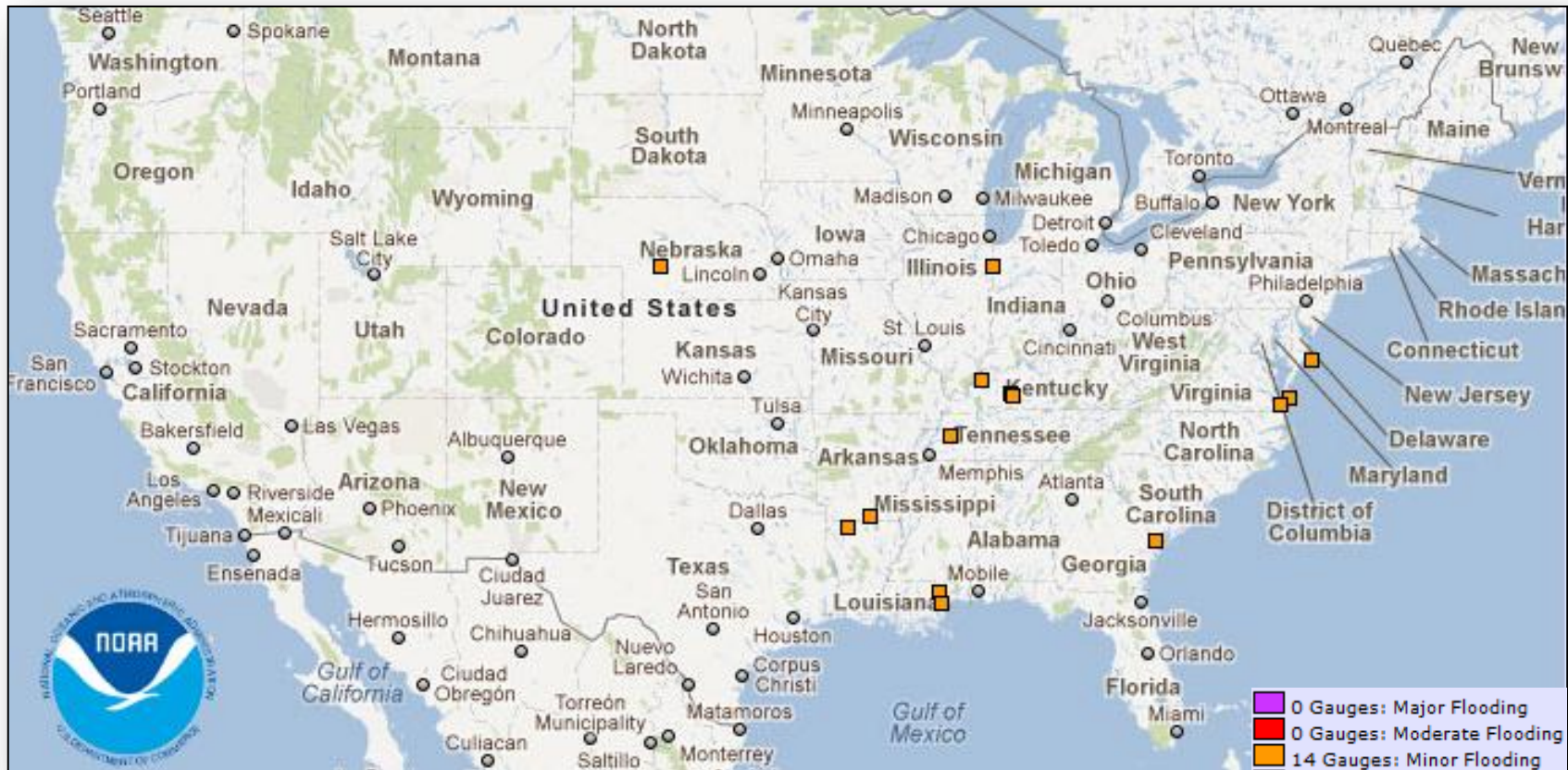


Day 2

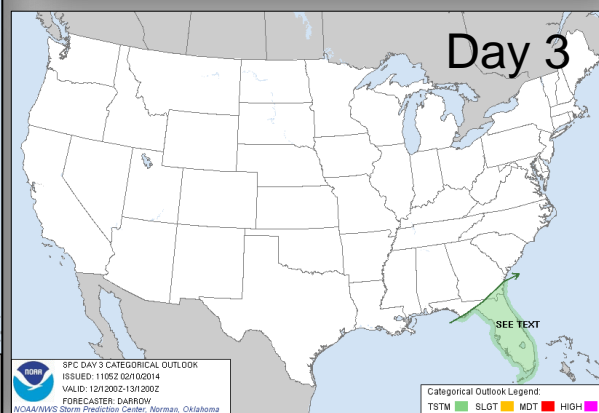
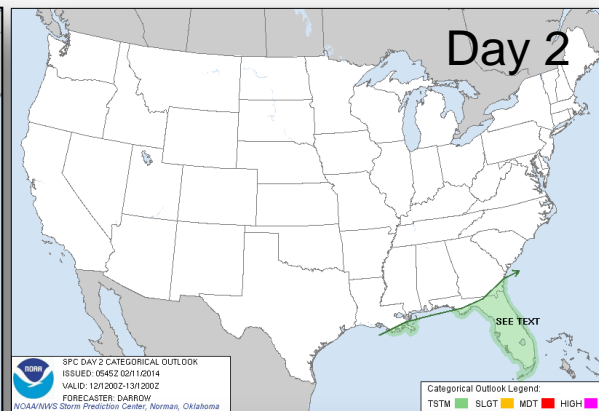
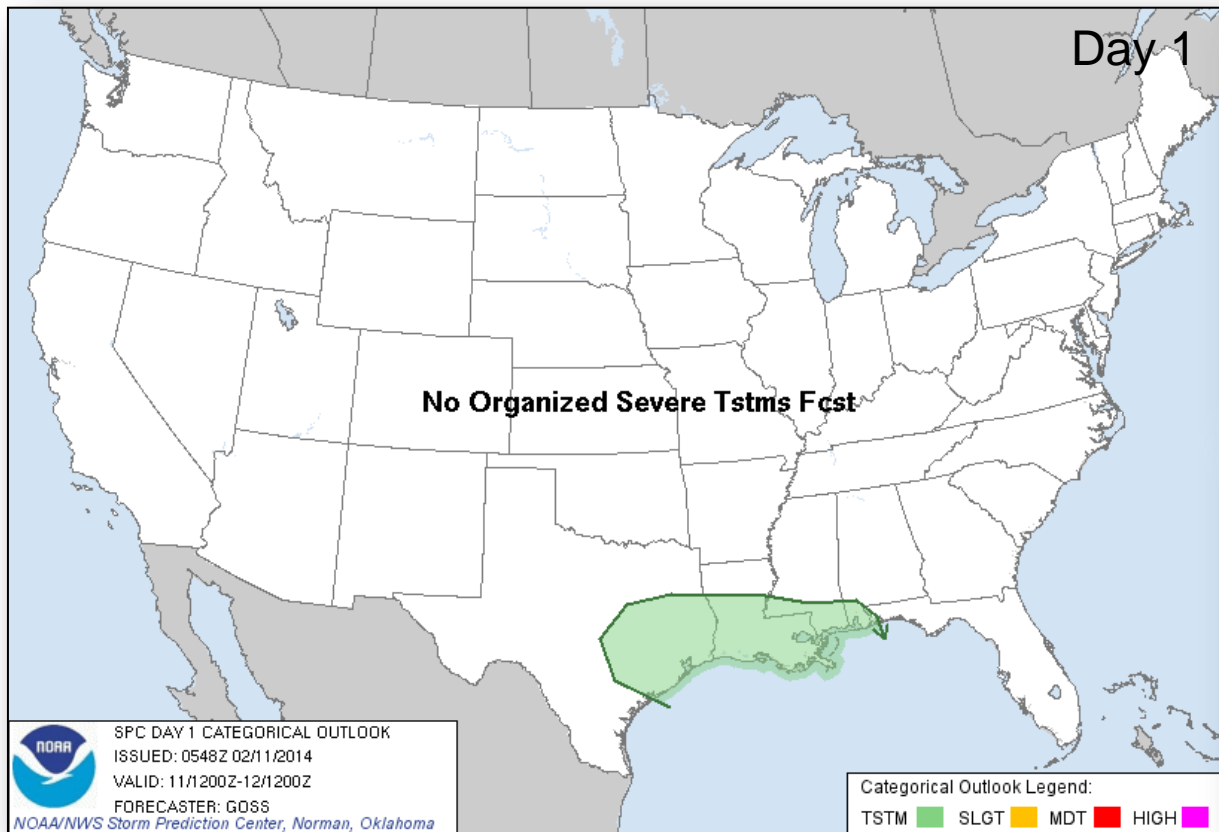


Day 3

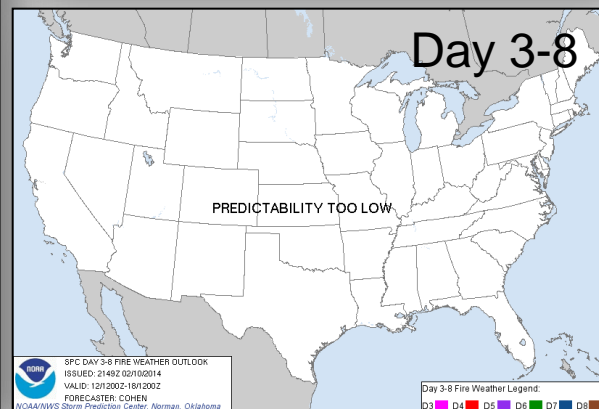
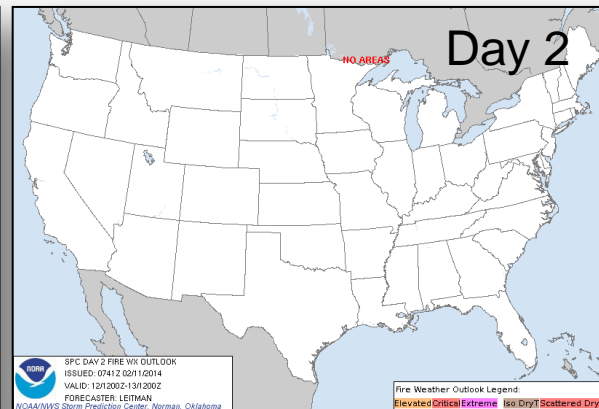
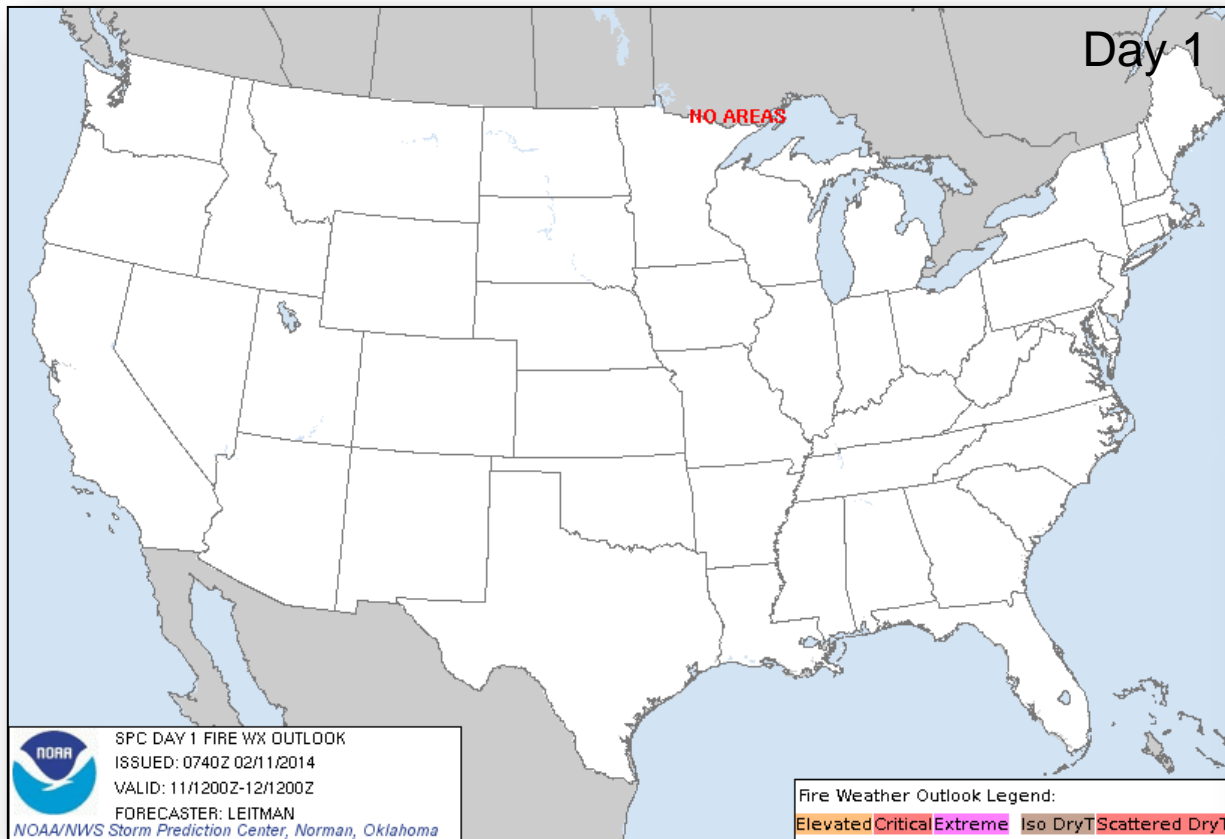
River Forecast – 7 Day



Convective Outlooks Days 1 – 3



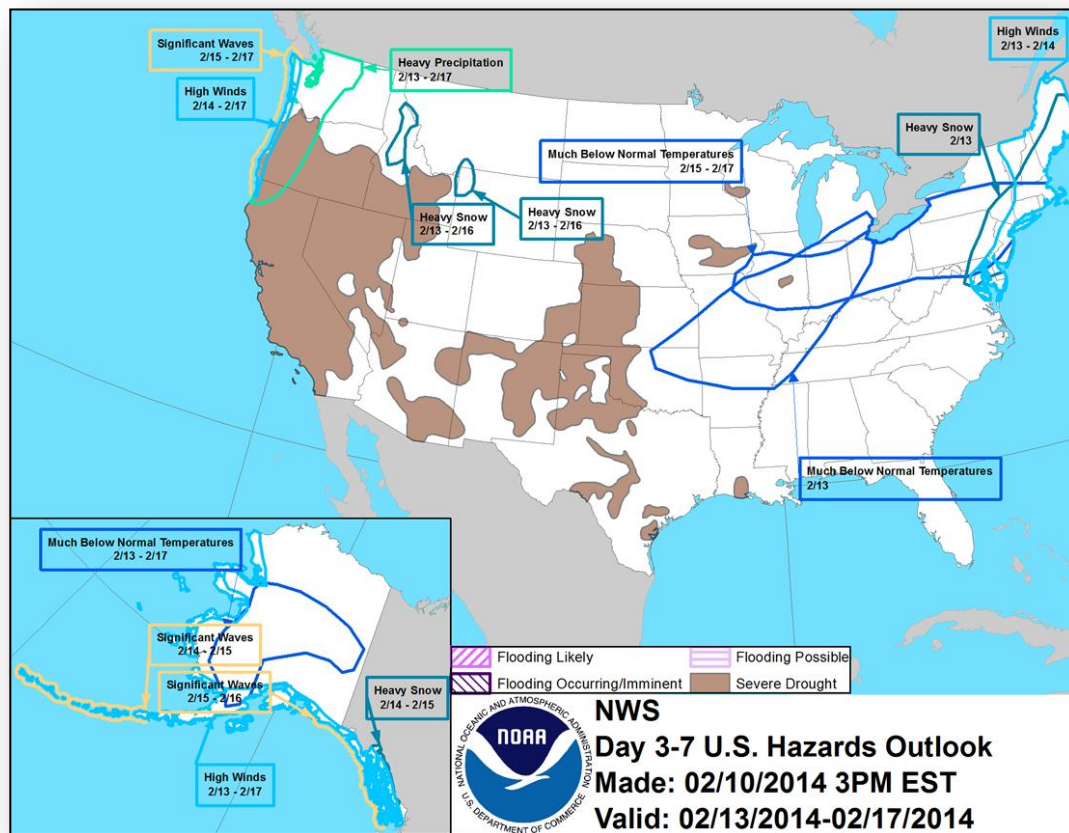
Critical Fire Weather Areas Days 1 – 8



Hazard Outlook: February 13 – 17



FEMA



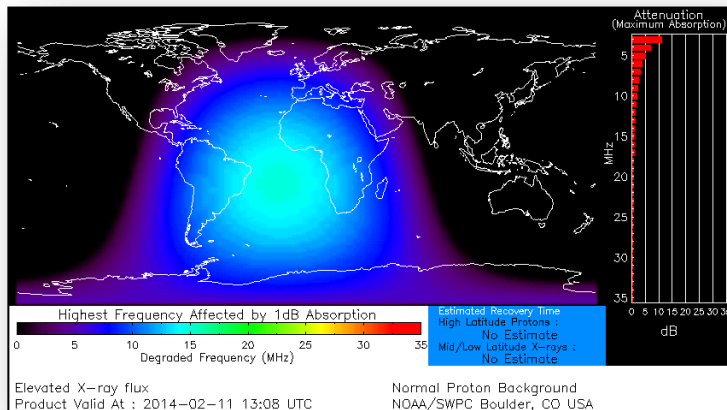
Space Weather



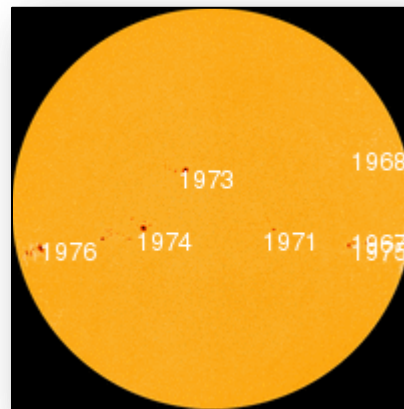
FEMA

NOAA Scales Activity (Range: 1/minor to 5/extreme)	Past 24 Hours	Current	Next 24 Hours
Space Weather Activity:	Minor	None	None
• Geomagnetic Storms	None	None	None
• Solar Radiation Storms	None	None	None
• Radio Blackouts	R1	None	None

HF Communication Impact



Sunspot Activity



Recovery Readiness



Recovery Cadre Readiness															
		STAFFING									TRAINING		EQUIPPING		READINESS
Cadre	Force Structure (FS)	Total On Hand (OH)	% of Force Structure	Force Structure Rating	% Available	Available Rating	% Qualified and Available	Qualified and Available Rating	% Qualified and NOT Available	Qualified and NOT Available Rating	% Qualified	Qualified Rating	% Reservist 1-1-1	Reservist 1-1-1 Rating	Deployment Rating
DSA	808	649	80%	2	74%	2	90%	1	7%	1	40%	5	68%	3	D3
IA	3,241	1,573	49%	5	43%	3	84%	1	3%	1	31%	5	63%	3	D4
NDRS	309	110	36%	5	17%	4	46%	3	10%	2	29%	5	58%	4	D5
PA	1,547	1,344	87%	2	29%	3	27%	3	8%	1	71%	3	67%	3	D3

National Processing Service Centers (NPSC) Readiness								
Resource	Staffing Level	Status	Staffing Resources	Staff	Daily Call Capacity	Average Daily Calls	Comments	Status Criterion
						(past 7 days)		
Current NPSC Staffing	Baseline		Applicant Services, SWAT	376 average daily active	8,000	699	• Staffed sufficiently for current number of calls	Green - Sufficiently Staffed Yellow - Nearing Call Capacity Red - Surpassed Call Capacity Grey - Not Activated but Available
Available NPSC Staffing	Major to Catastrophic		At-home Agents, IRS, Temp hires, Private Sector	5,205 on call	97,000	N/A	• Not Activated At this time	

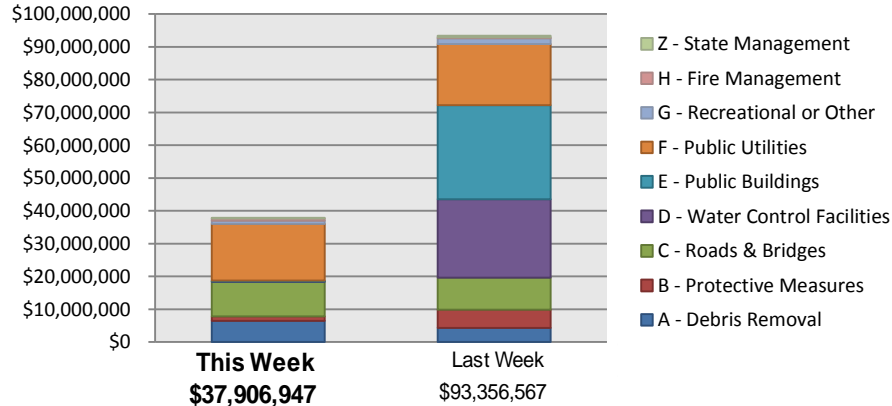
Public Assistance Grant Program



PA Project Worksheets Obligated in the This Week in past week, as of February 10, 2014 at 1400 EDT

PA Category	Emergency Work		Permanent Work							Total
	A - Debris Removal	B - Protective Measures	C - Roads & Bridges	D - Water Control Facilities	E - Public Buildings	F - Public Utilities	G - Recreational or Other	H - Fire Management	Z - State Management	
Number Of PWs Obligated	35	46	149	4	21	15	23	2	6	301
This Week	\$6,507,348	\$1,377,845	\$10,537,310	\$84,788	\$231,371	\$17,298,942	\$1,015,283	\$598,426	\$255,634	\$37,906,947

Public Assistance Obligated per Category In the Past 2 Weeks - 1/27/2014 through 2/10/2014



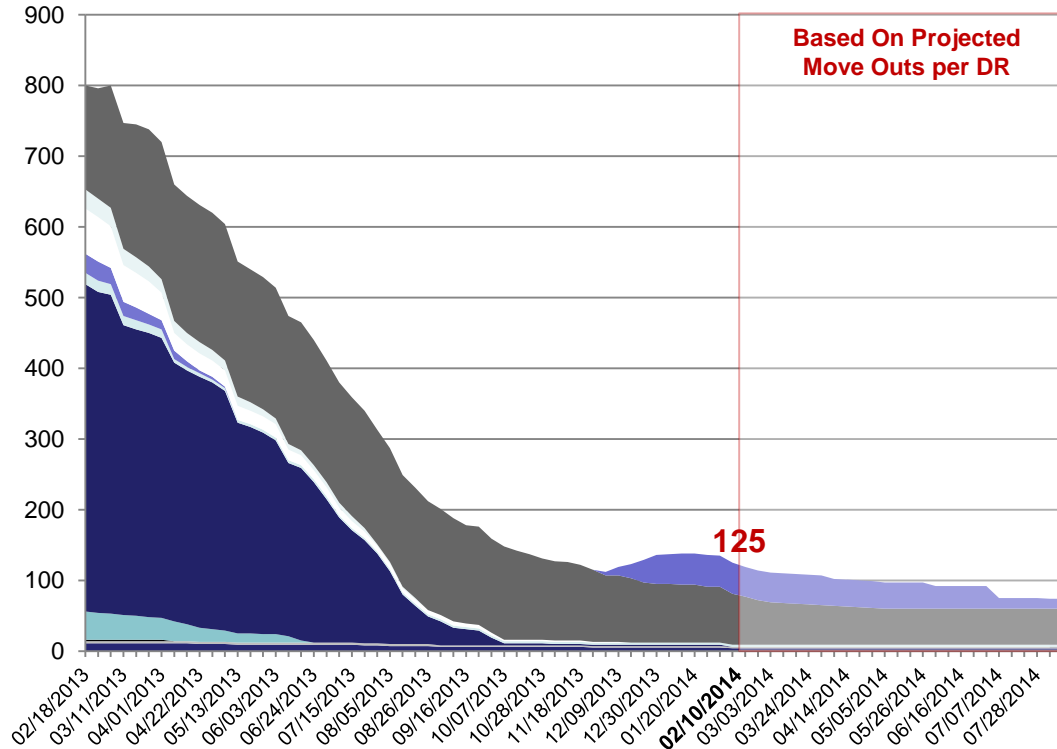
PA Highlights

- The Public Assistance Division issued RP 9525.4 Emergency Medical Care and Medical Evacuation Policy on February 3, 2014. This policy identifies the extraordinary emergency medical care and medical evacuation expenses that are eligible for reimbursement under the *Category B, Emergency Protective Measures* provision of FEMA's Public Assistance Program following an emergency or major disaster declaration
- The PA program provided \$ 14,136,969.00 in Federal funding to West Independent School District for Permanent Work to replace the High School facilities destroyed as a result of FEMA-DR-TX-4136 West TX Explosion.

Direct Housing



Total Households in FEMA Direct Housing per State
 Past Year per Week, Feb 18, 2013 – Feb 10, 2014
 There are currently **125** Households in Temporary Housing

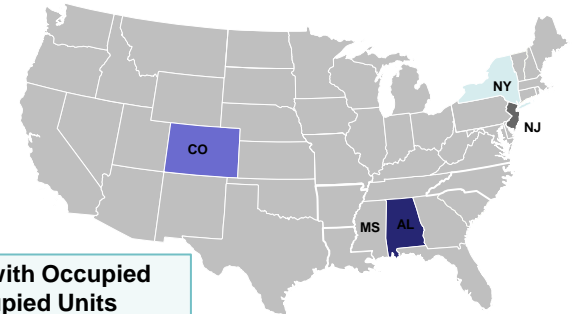


DR	IA Declaration Date	Program End Date	Current # of Households in Direct Housing
4145-CO	09/14/2013	03/14/2015	44
4086-NJ	10/30/2012	04/29/2014	72
4080-LA	08/29/2012	02/28/2014	0
4030-PA	09/12/2011	09/12/2013*	0
4029-TX	09/09/2011	03/09/2013	0
4020-NY	08/31/2011	03/01/2013	3
1981-ND	06/24/2011	9/24/2013	0
1980-MO	05/09/2011	6/9/2013*	0
1975-AR	05/02/2011	11/02/2012	0
1972-MS	04/29/2011	10/29/2012	2
1971-AL	04/28/2011	10/28/2012	4

* Housing Program has been extended

** NJ - Includes 28 households in MHUs; 44 households in Ft Monmouth apartments

	= Program End Date has passed and Units are still occupied
	= Program End Date is within 90 days and Units are projected to be occupied
	= Units are vacated, or on track to be, by Program End Date

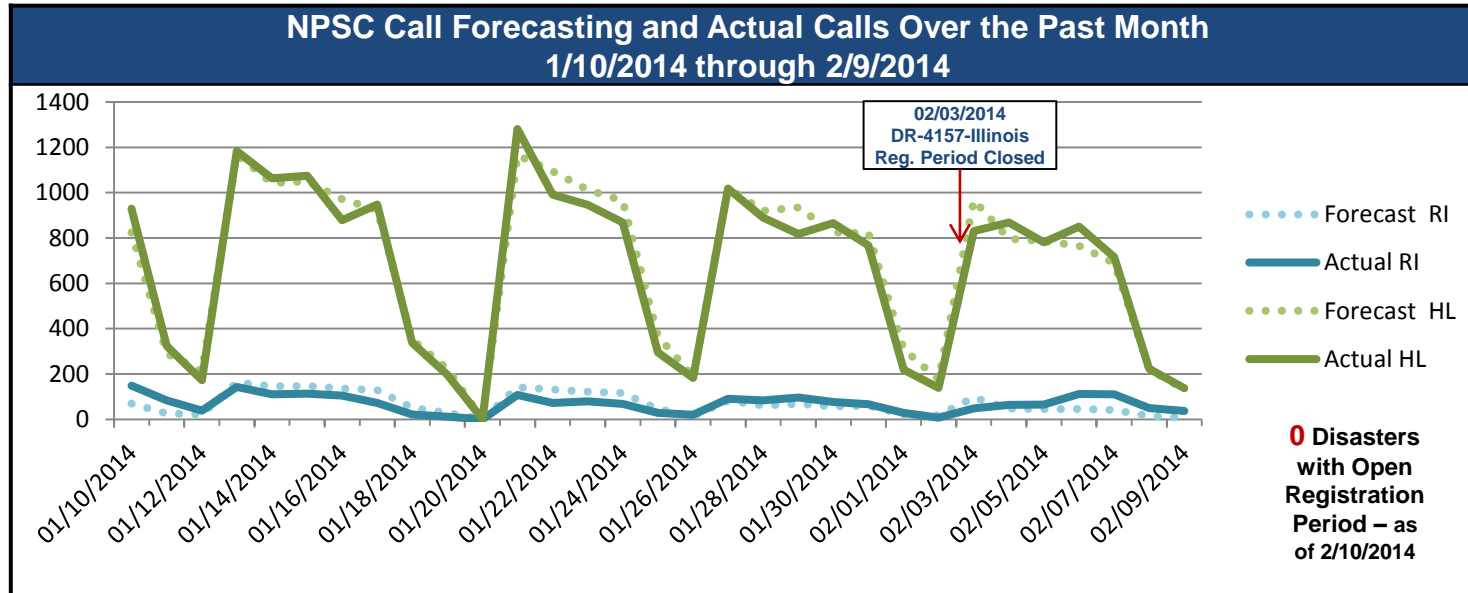


States with Occupied Occupied Units

NPSC Activity



NPSC Call Activity in the Past Week 2/3/2014 through 2/9/2014					
Call Type	Projected Calls	Number of Calls	Average Answer Time	Maximum Answer Time	Minimum Answer Time
Registration Intake (RI)	298	357	:12	:44	:08
Helpline (HL)	4,358	4,468	:12	:22	:08
All Calls	4,656	4,825	:12	:44	:08



Individual Assistance Activity

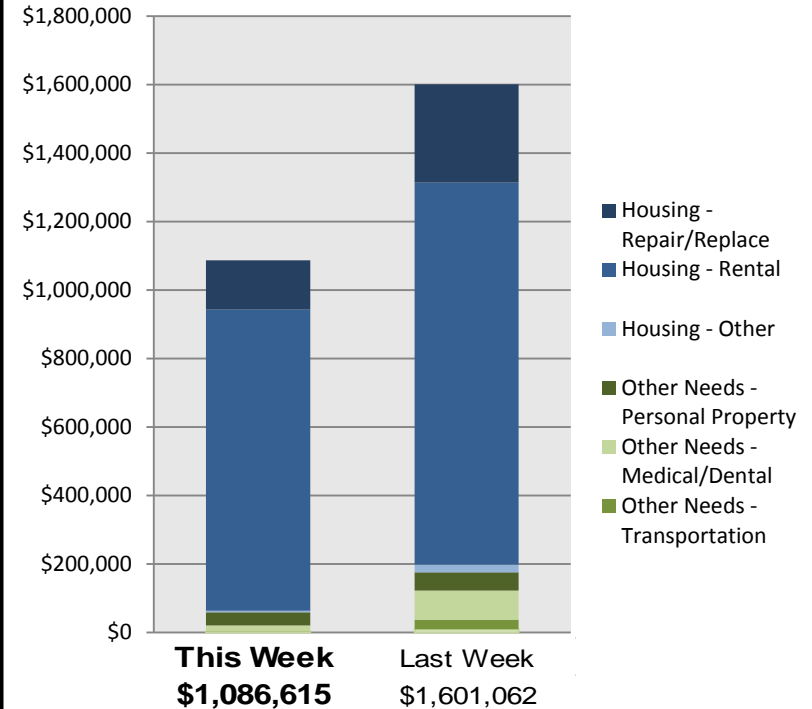


Individuals and Households Program (IHP) Activity in past week, as of February 10, 2014 at 1400 EDT

15 DRs are IHP Programmatically Open

IHP Active Disasters	Assistance Type	Survivors Approved	Amount Approved
	Housing Assistance	280	\$1,023,063
	Other Needs Assistance	28	\$43,271
	Total IHP		\$1,066,334

IHP Approved per Category In the Past 2 Weeks - 1/27/2014 through 2/10/2014



FEMA Readiness – Deployable Teams/Assets



Deployable Teams/Assets									
Resource	Status	Total	Available		Partially Available	Not Available	Deployed Activated	Comments	Rating Criterion
FCO		41	20	49%	N/A	3	18		OFDC Readiness: FCO Green Yellow Red Type 1 3+ 2 1 Type 2 4+ 3 2 Type 3 4 3 2 FDRC 3 2 1
FDRC		9	4	44%	0	0	5		
US&R		28	26	92%	2	0	0	<ul style="list-style-type: none"> NV-TF1 (Yellow/Conditional) NM-TF1 (Yellow/Conditional) 	<ul style="list-style-type: none"> Green = Available/FMC Yellow = Available/PMC Red = Out-of-Service Blue = Assigned/Deployed
National IMAT		3	3	100%	0	0	0		<ul style="list-style-type: none"> Green: 3 avail Yellow: 1 avail Red: 0 avail Individual N-IMAT red if 50% of Section Chiefs and/or Team Leader is unavailable for deployment.
Regional IMAT		13	5	38%	0	3	4	<ul style="list-style-type: none"> Teams deployed to: TX, OK, PA & CA Region V & X personnel shortages Region VII: personnel shortages & inop equip Region III IMAT I reconstituting 	<ul style="list-style-type: none"> Green: > 6 avail Yellow: 4 -6 teams available Red: > 8 teams deployed/unavailable R-IMAT also red if TL Ops/Log Chief is unavailable and has no qualified replacement.
MCOV		55	42	76%	0	13	0	<ul style="list-style-type: none"> 13 not available – transitioning/upgrade to new satellite system 	<ul style="list-style-type: none"> Green = Available/FMC Yellow = Available/PMC Red = Out-of-Service Blue = Assigned/Deployed

FEMA Readiness – National/Regional Teams



National/Regional Teams									
Resource	Status	Total	Available		Partially Available	Not Available	Deployed/ Activated	Comments	Rating Criterion
NWC		5	5	100%	0	0	Enhanced Watch	• (Day Shift only, 8am – 6pm)	• Green = FMC • Yellow = PMC • Red = NMC
NRCC		6	369	94%	0	0	Not Activated		
HLT		1	1	100%	0	0	Not Activated		
DEST							Not Activated		
RRCCs		10	10	100%	0	0	Not Activated		
RWCs/MOCs		10	10	100%	0	0	24/7	• Region IV – RWC at Enhanced Watch	



FEMA

FEMA's mission is to support our citizens and first responders to ensure that as a nation we work together to build, sustain, and improve our capability to prepare for, protect against, respond to, recover from, and mitigate all hazards.