



FEMA

Daily Operations Briefing

Wednesday, February 12, 2014

8:30 a.m. EST

Winter Storm – Southeast to Mid-Atlantic



Current Situation

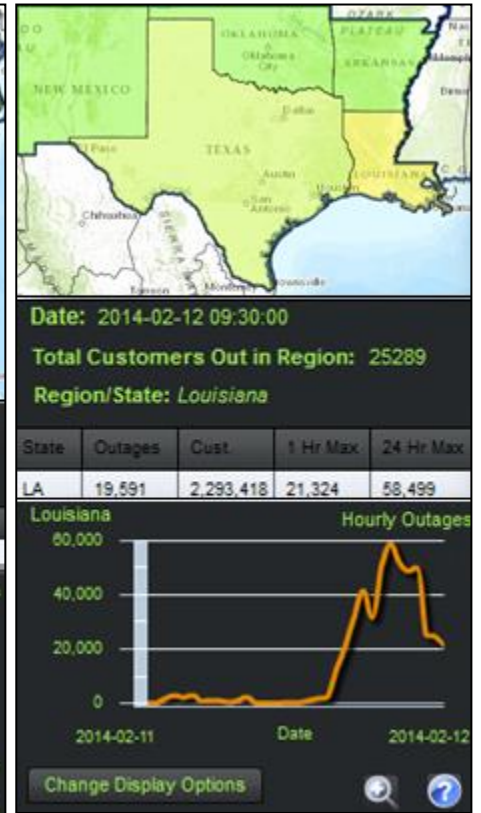
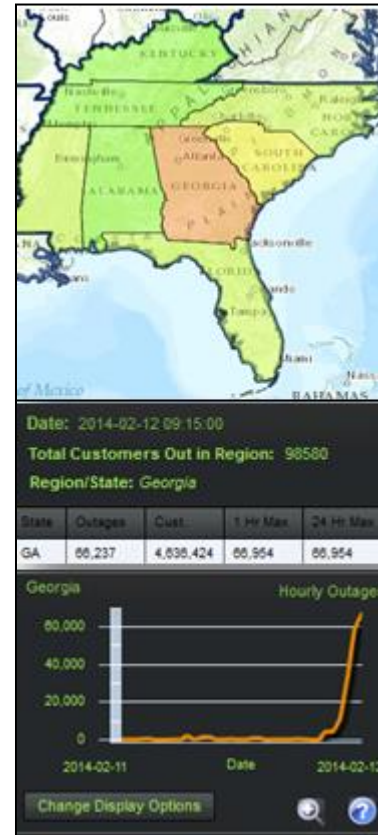
- Major winter storm spreading from the Southern Plains to Mid-Atlantic
- Heavy snow and significant icing are likely in many areas
- Power outages increasing across regions IV, & VI; thousands of flights canceled and many road delays reported
- No major issues reported via social or news media

FEMA HQ

- **NRCC at Level III (Day shift only w/ ESFs 1, 3, 6, 8, 12 & 15)**
- NWC will activate to Enhanced Watch (Night shift 8:00 p.m. – 8:00 a.m.), February 12
- ISB will activate at Army Garrison Fort Gordon, Augusta GA on February 12
- ISB team to deploy February 12

FEMA Region III

- **RRCC at Level III ; IMAT on alert**
- LNOs deployed to MD, VA and PA (to arrive in evening)
- **VA EOC at Level II (Response Operations)**
 - Governor declared a State of Emergency
- **MD EOC at Level II (On Alert with additional staffing)**
 - Governor declared a State of Emergency



Winter Storm – Southeast to Mid-Atlantic



FEMA Region IV

- Virtual RRCC at Level III, with ESFs 1, 3, 6, 12 and DCE
 - RWC at Enhanced Watch
 - IMAT deployed to GA EOC
 - LNOs deployed to GA and SC EOCs
- **GA EOC at Level I (Full Activation)**
 - Governor declared State of Emergency for 45 counties
 - 24 shelters open with 58 occupants
- **SC EOC at Level III (Partial Activation)**
 - Governor declared State of Emergency
 - 13 shelters open with unknown number of occupants
 - 115 National Guardsmen deployed
- **TN EOC at Level IV (Monitoring);**
- **AL EOC at Level II (Partial Activation)**
 - Governor declared State of Emergency on Feb 11
 - 16 shelters open with 11 occupants
 - 94 National Guardsmen deployed
- **MS EOC at Level II (Full Activation)**
 - Governor declared State of Emergency
 - 1 shelter open with 35 occupants
- **NC EOC at Level III (Partial Activation)**
 - Governor declared State of Emergency
 - 5 shelters open with 93 occupants
 - 96 National Guardsman deployed

FEMA Region VI

- **TX EOC at Level III (Monitoring)**
- **OK EOC at Level III (Monitoring)**
- **LA EOC at Level III (Monitoring);**
 - Governor declared a State of Emergency
 - 2 shelters open with 24 occupants

FEMA Region III and IV Winter Storms



FEMA

FSA – Willow Grove

Resource	Requirement	Ordered	Shipped	TOTAL Received	TOTAL Issued to State
Generators	95	95	95	95	0
BOM Kit	1	1	2	2	0
Fuel Tank	1	1	1	1	0

ISB – Fort Gordon

Resource	Requirement	Ordered	Shipped	TOTAL Received	TOTAL Issued to State
Generators	155	155			
BOM Kit	4	4			
Fuel Tank	7	7			



FACILITY
LEGEND



DC/MHU



PPDS



IOF



ISB



FSA (pat.)



BSI



LSA



POD

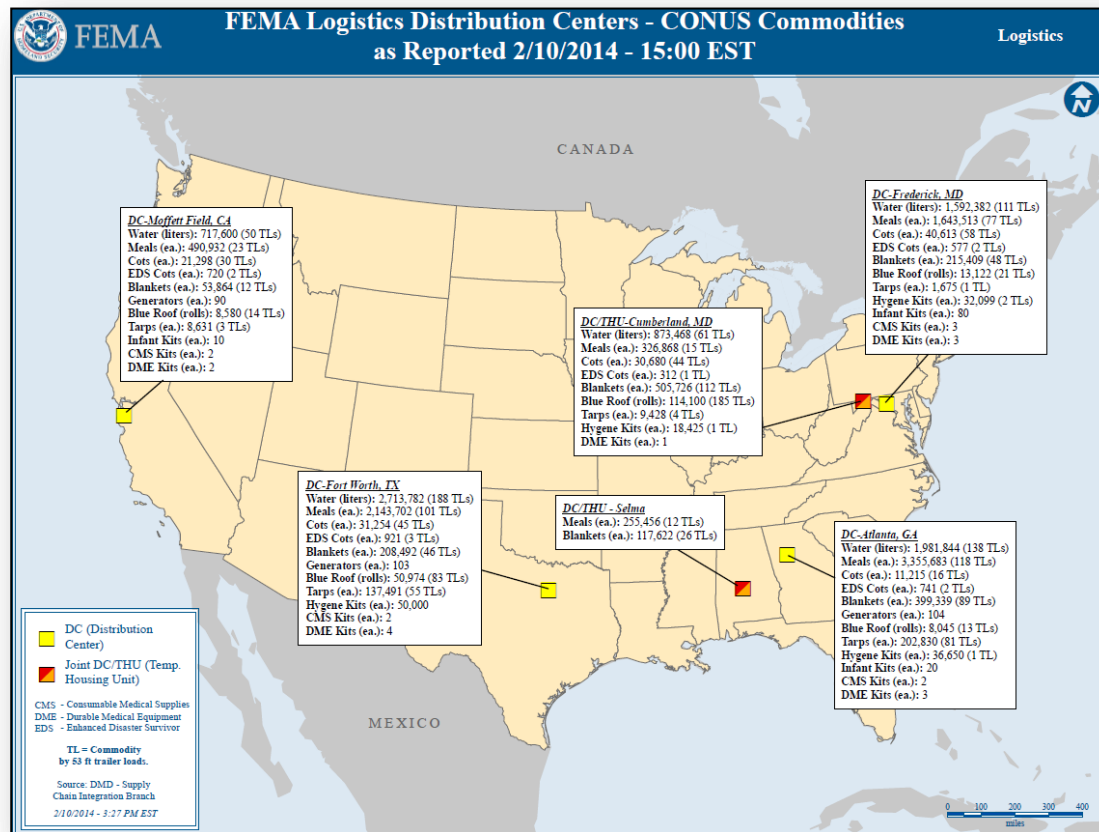
0 35 70 140 Miles



Logistics Distribution Centers



FEMA

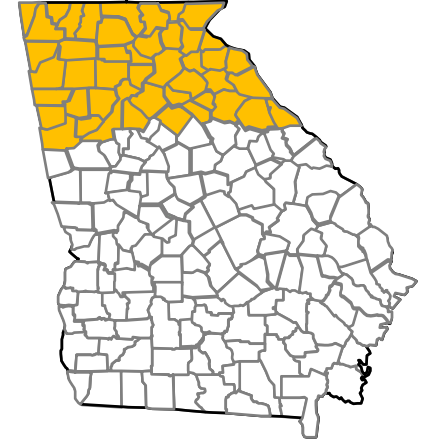


Emergency Declaration – Georgia



FEMA-3368-EM

- Emergency Declaration approved February 11, 2014 for the State of Georgia for a severe winter storm that occurred February 10 and continuing
- Approves Emergency Protective measures (Category B), limited to direct federal assistance under the Public Assistance program at 75% federal funding for 45 counties
- FCO is W. Michael Moore



■ = Approved counties

Disaster Requests & Declarations



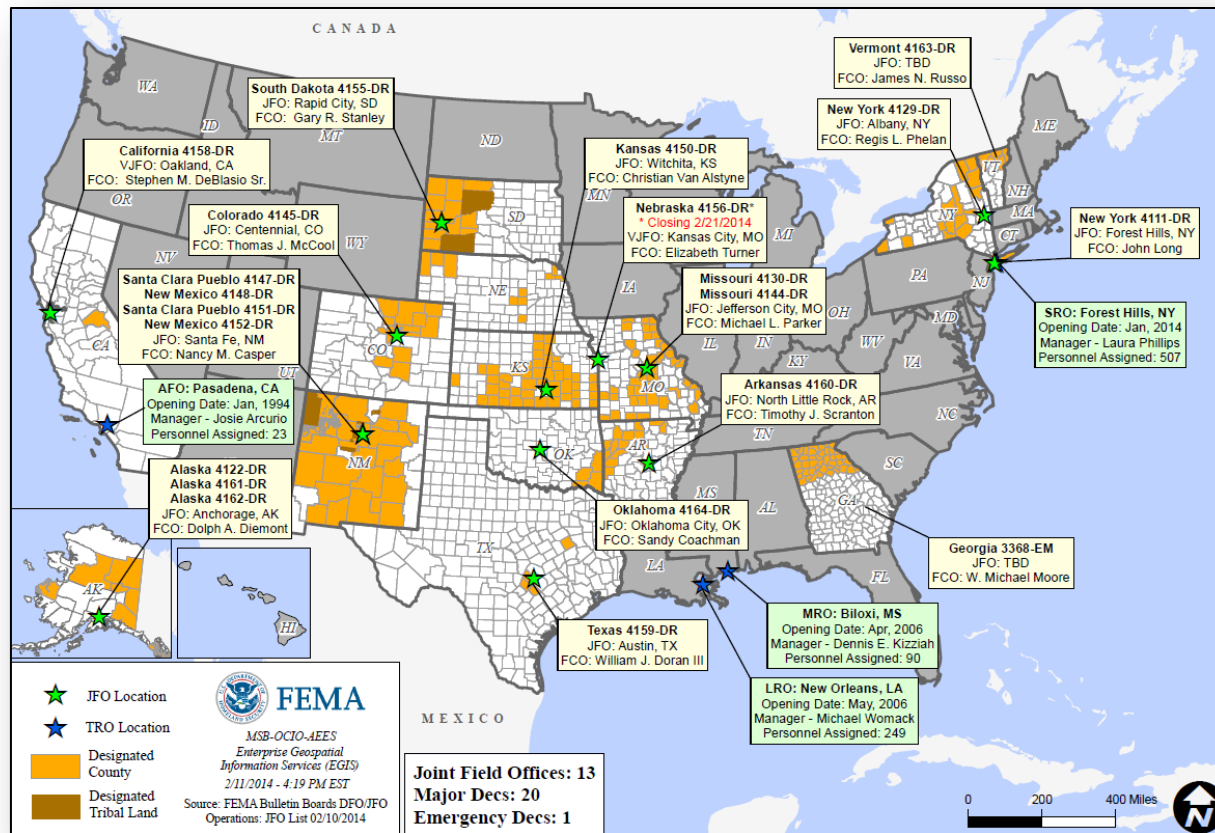
Declaration Requests in Process		Requests APPROVED (since last report)	Requests DENIED (since last report)
0	Date Requested	1	1
TX – DR Severe Winter Storm	January 17, 2014		Denied February 11, 2014
GA – EM Severe Winter Storm		Approved February 11, 2014	

Joint Preliminary Damage Assessments

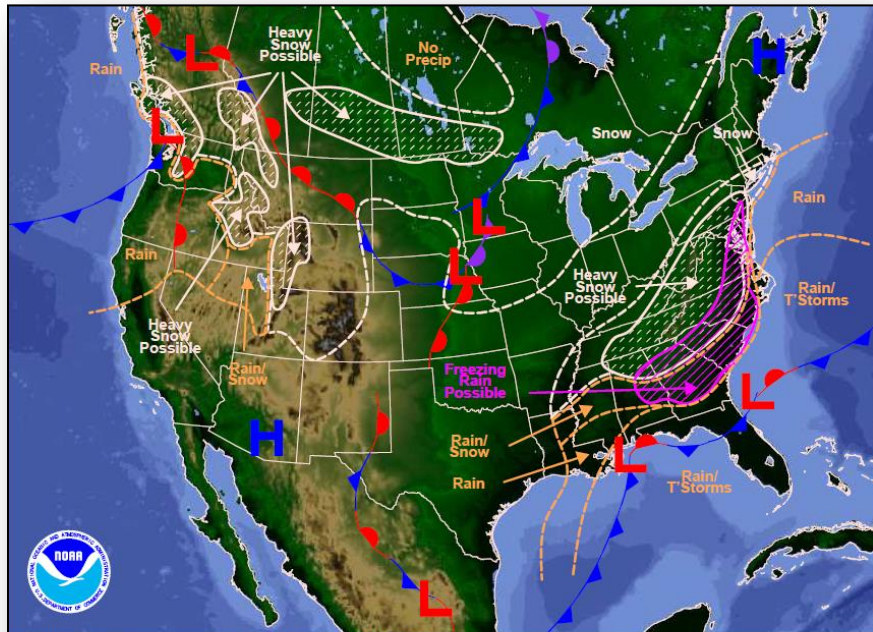


FEMA

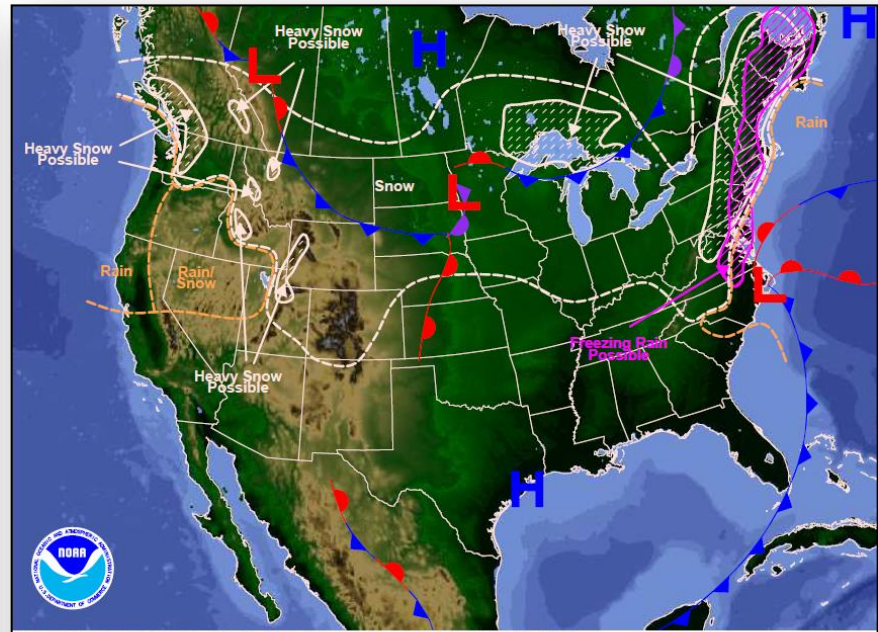
Region	State / Location	Event	IA/PA	Number of Counties		Start – End
				Requested	Complete	
V	IN	Winter Storm Jan 4-7, 2014	PA	43	0	2/10 – TBD



National Weather Forecast

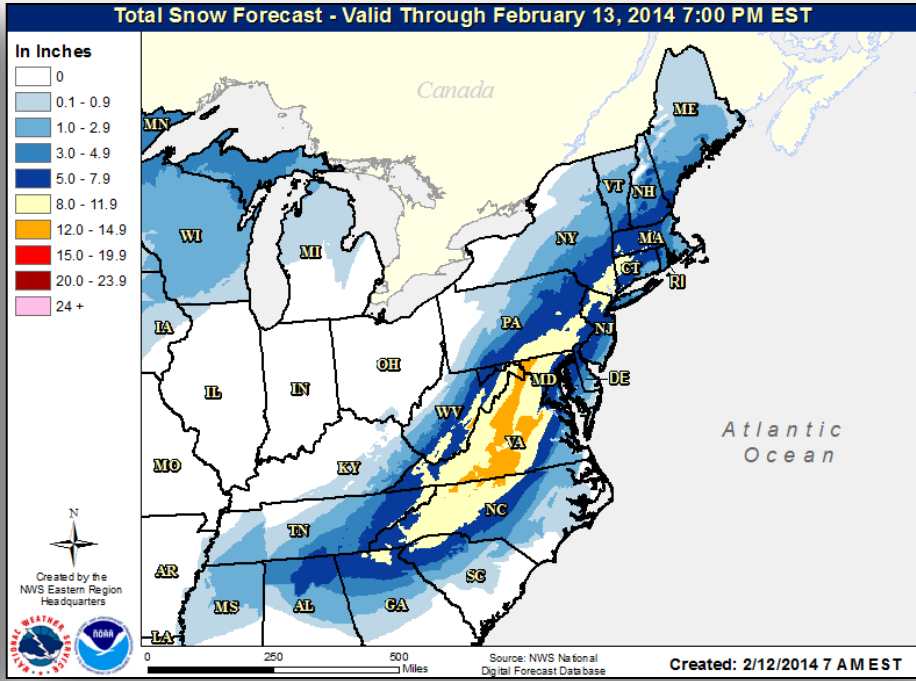
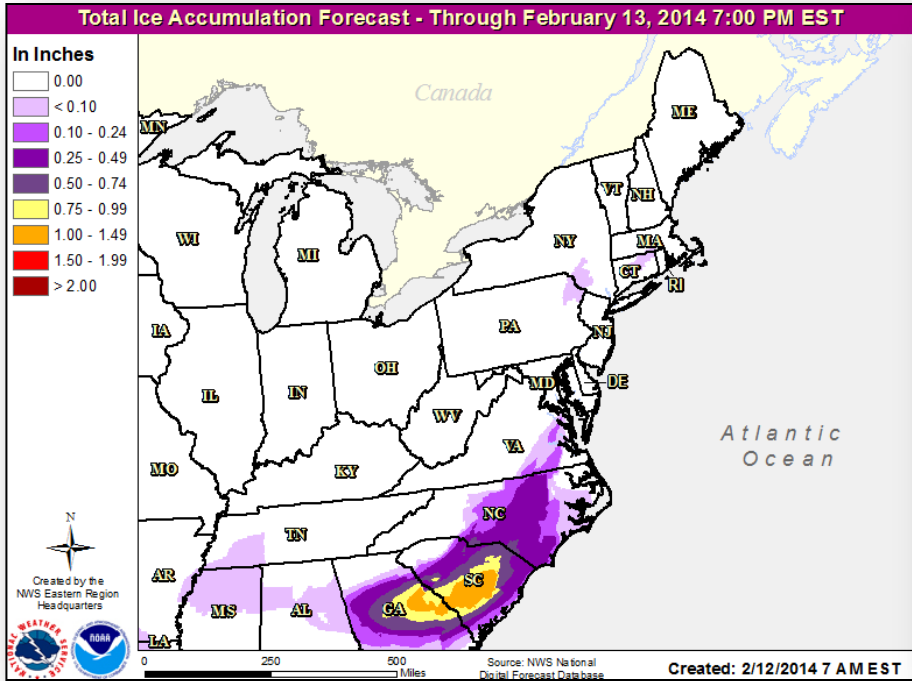


Weather Forecast for Wed, Feb 12, 2014, issued 3:15 AM EST
DOC/NOAA/NWS/NCEP/Weather Prediction Center
Prepared by McReynolds based on WPC, SPC and NHC forecasts



Weather Forecast for Thu, Feb 13, 2014, issued 3:35 AM EST Tue, Feb 11, 2014
DOC/NOAA/NWS/NCEP/Weather Prediction Center
Prepared by Fanning based on WPC, SPC and NHC forecasts

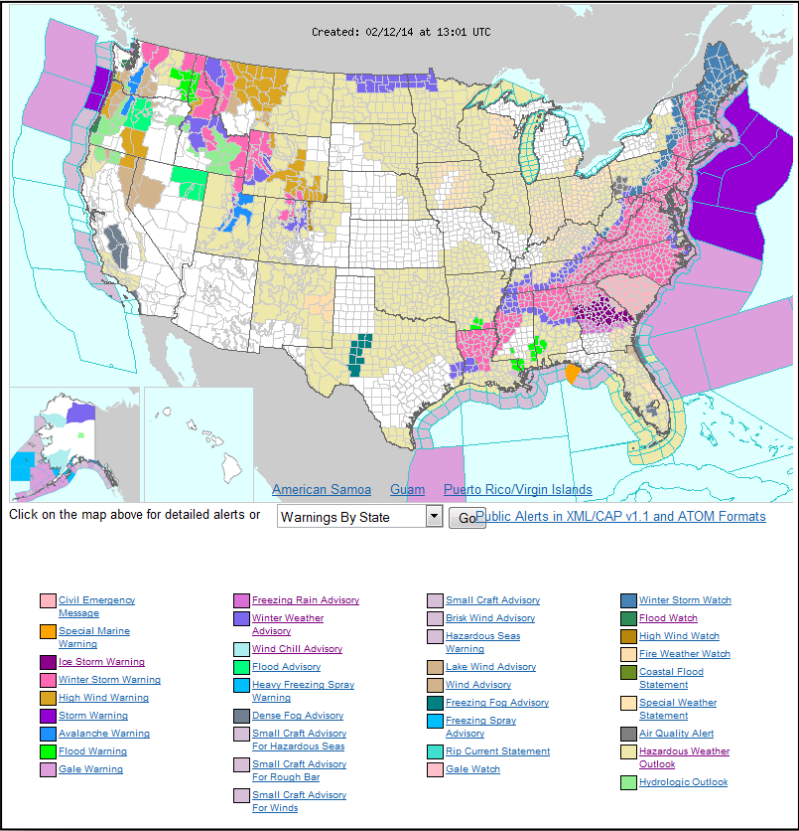
Ice & Snow Accumulation Forecast



Active Watches/Warnings

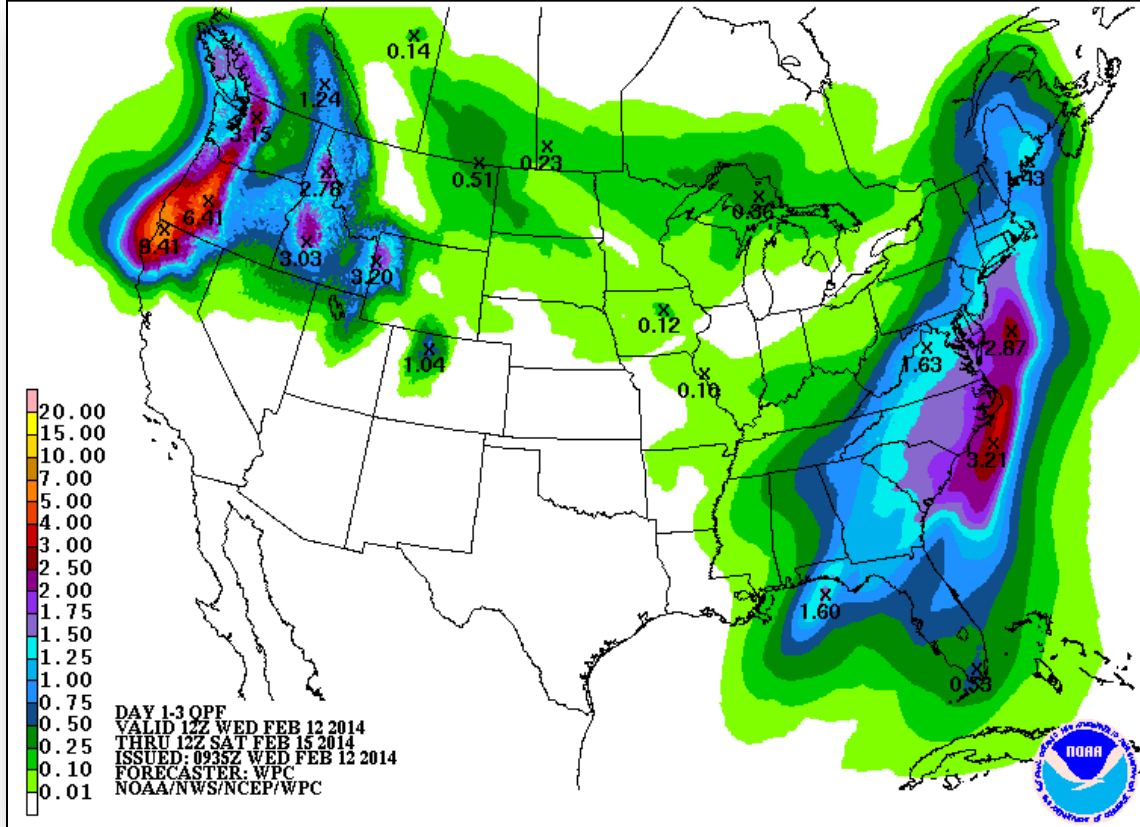
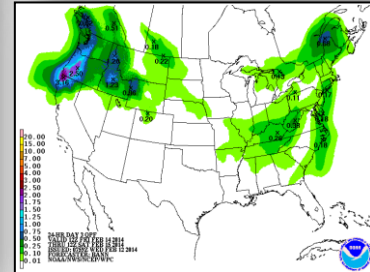


FEMA





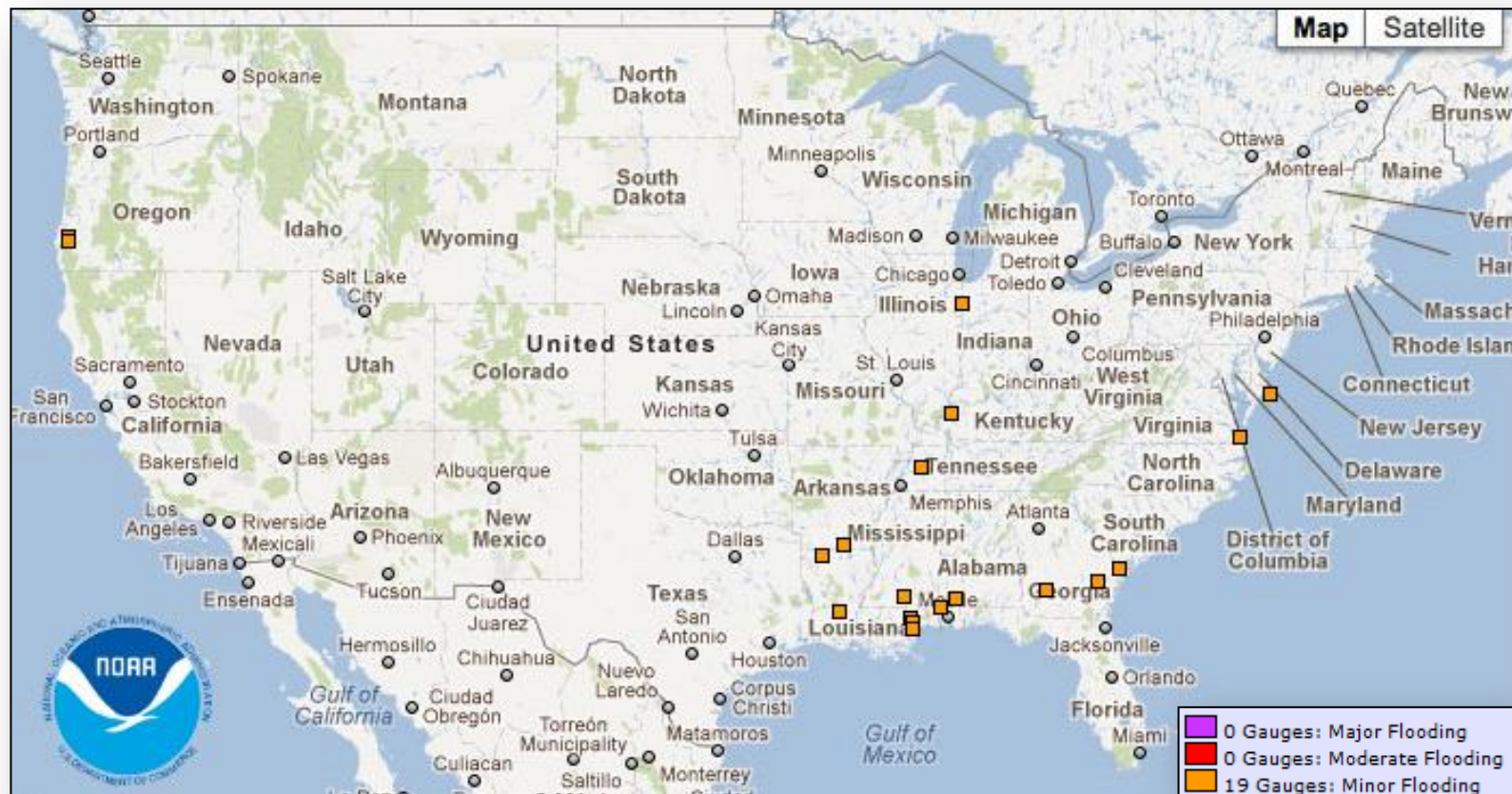
Day 1



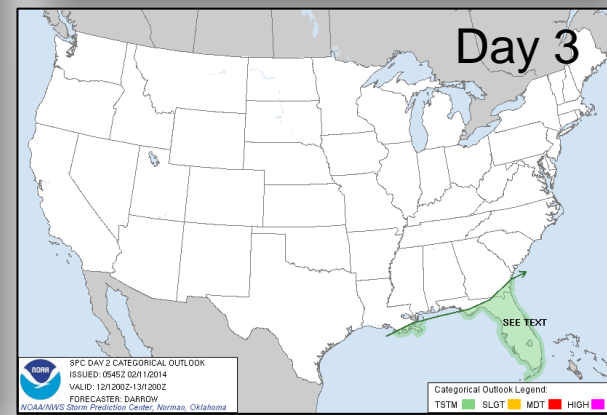
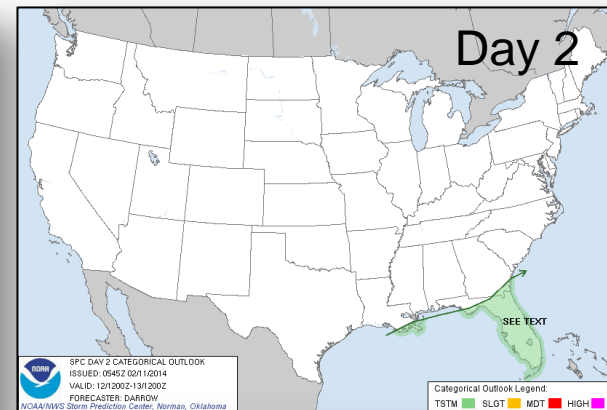
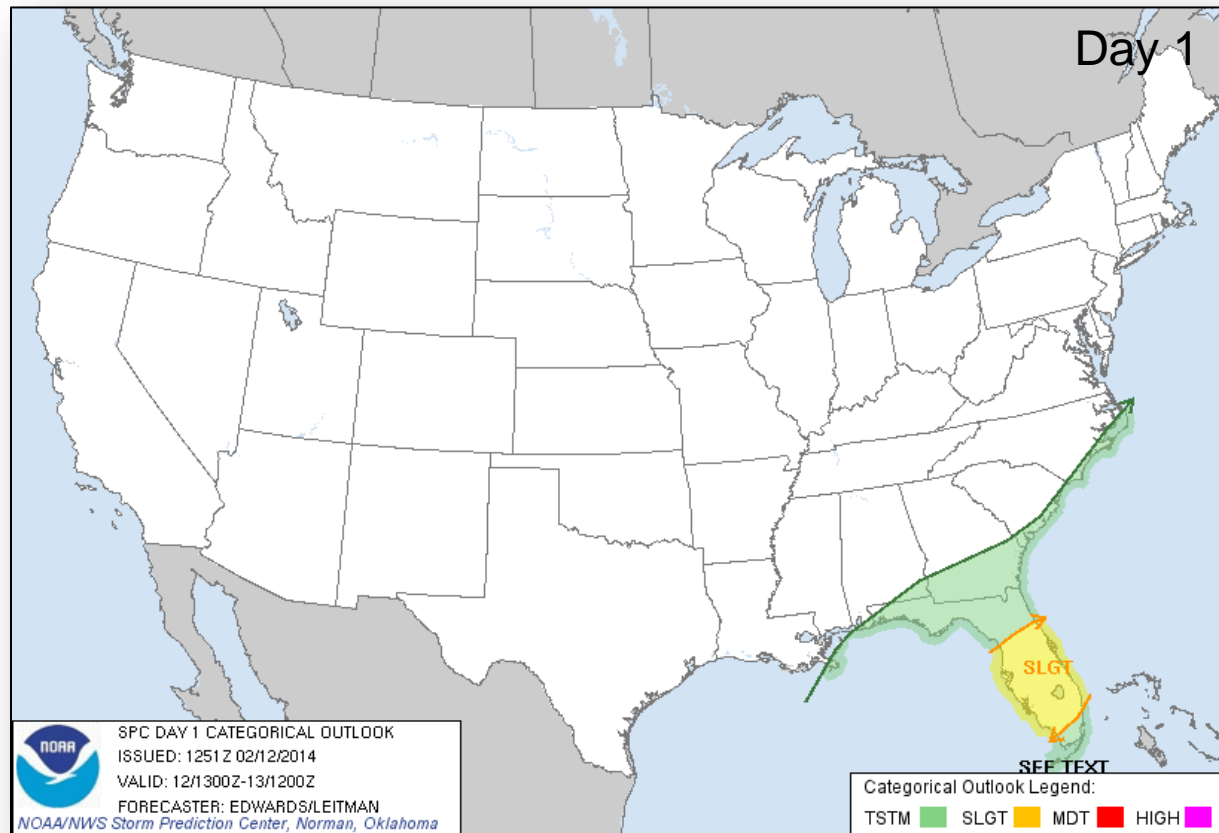
River Forecast – 7 Day



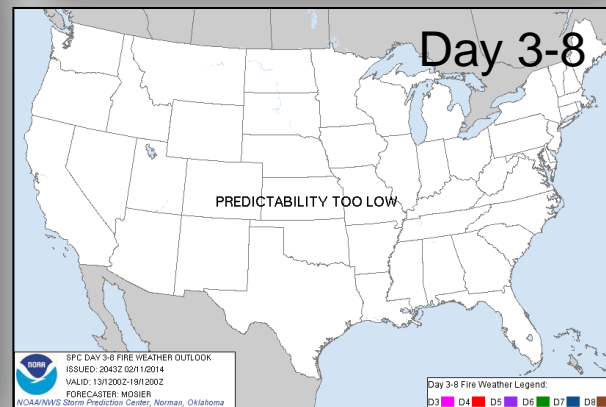
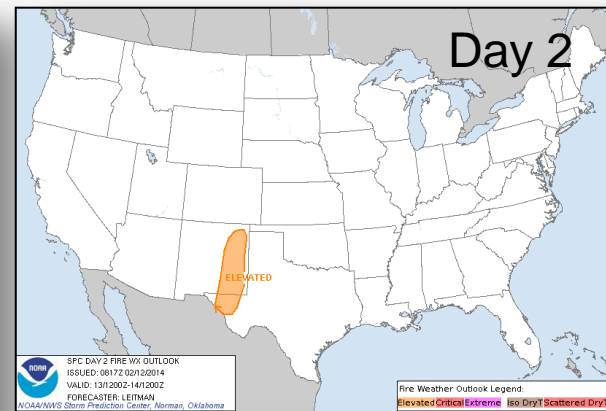
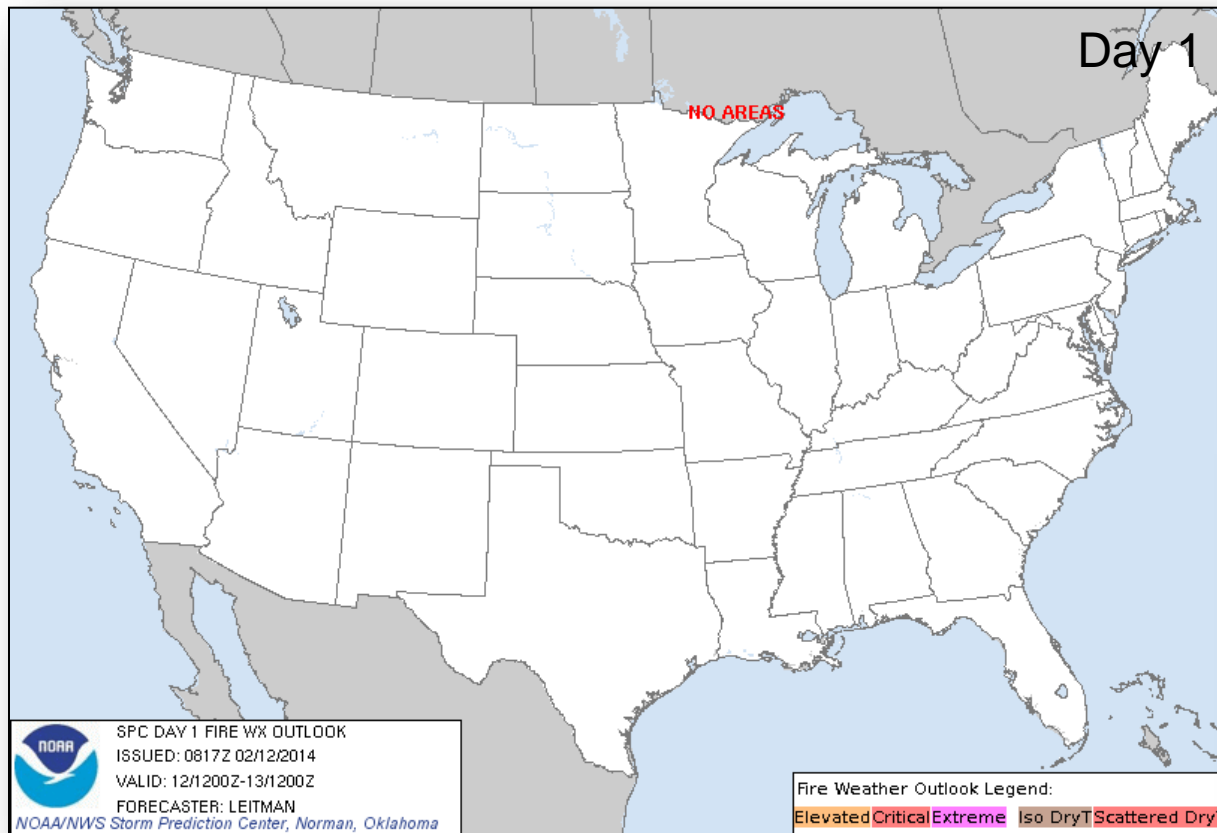
FEMA



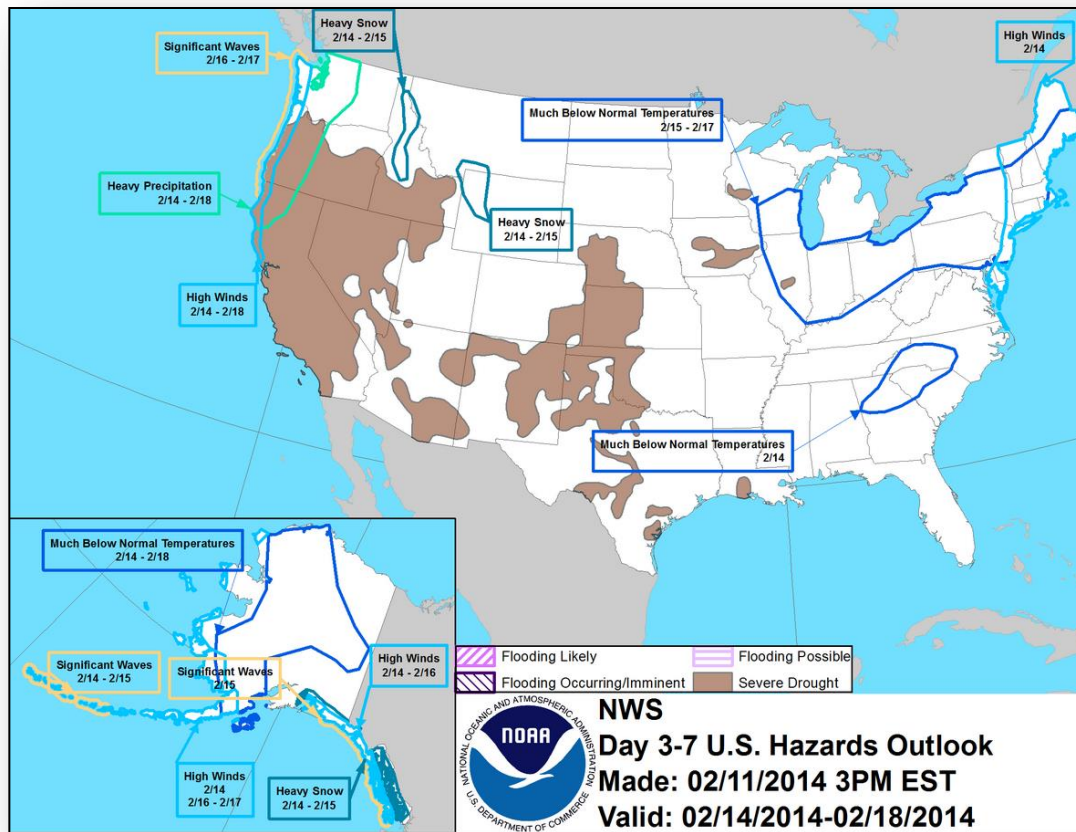
Convective Outlooks Days 1 – 3



Critical Fire Weather Areas Days 1 – 8



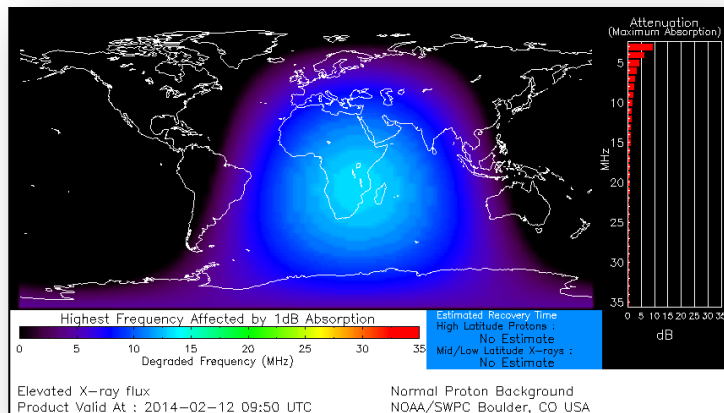
Hazard Outlook: February 14 – 18



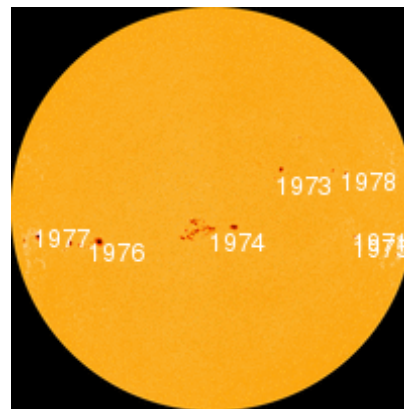
Space Weather

NOAA Scales Activity (Range: 1/minor to 5/extreme)	Past 24 Hours	Current	Next 24 Hours
Space Weather Activity:	Minor	None	Minor
• Geomagnetic Storms	None	None	None
• Solar Radiation Storms	None	None	None
• Radio Blackouts	R1	None	R1

HF Communication Impact

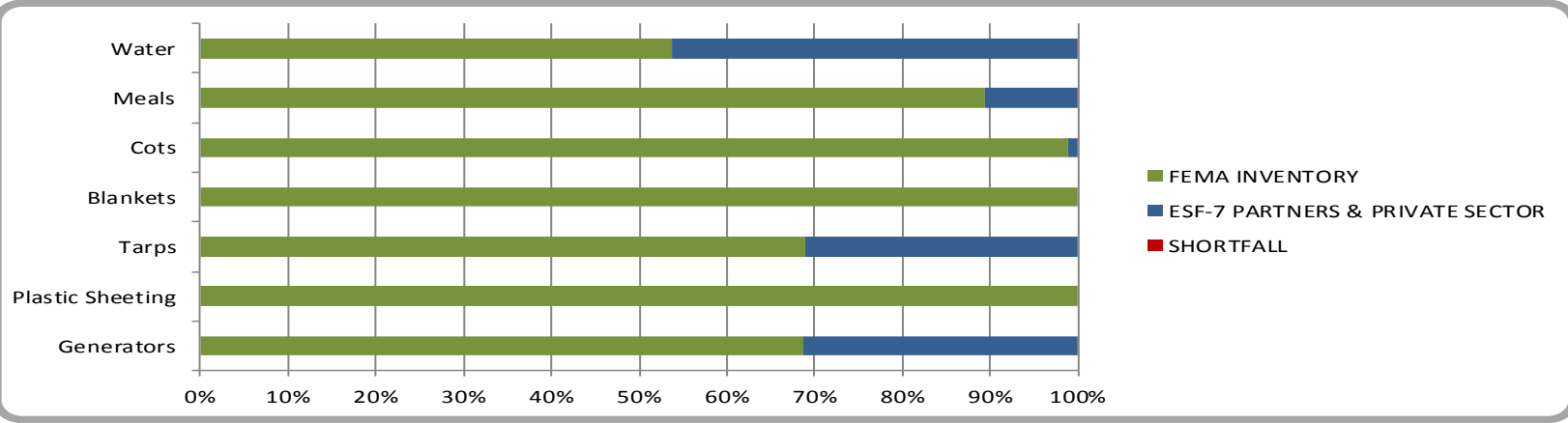


Sunspot Activity



FEMA CONUS Commodity Readiness

as of February 7, 2014



Commodity	Atlanta	Ft. Worth	Frederick	Moffett	Cumberland	Selma & PPS	FEMA Total (CONUS)	Catastrophic Requirement
Water	1,870,964	2,713,782	1,589,358	731,100	916,184	543,298	8,364,686	15,575,000
Meals	3,355,683	2,143,702	1,643,729	490,932	335,316	1,416,316	9,385,678	10,500,000
Cots	11,956	32,175	41,190	22,018	30,992	34,592	172,923	175,000
Blankets	399,339	208,492	215,409	53,864	505,726	184,988	1,567,818	350,000
Tarps	202,830	137,491	1,675	8,631	9,428	1,824	361,879	525,000
Plastic Sheetting	8,045	50,974	13,122	8,580	114,100	376	195,197	78,750
Generators	104	103	0	90			297	432

NOTES

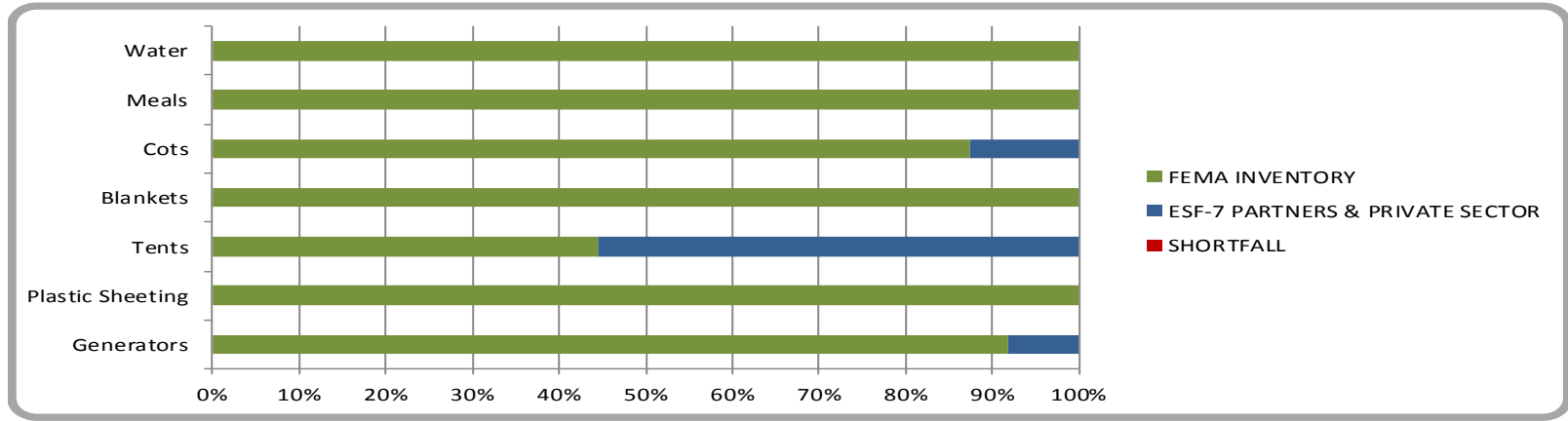
Catastrophic requirement based on supporting 1.75 million survivors for 3 days.

Deliveries of 2.7M liters of water with RDD 17 Jan thru 21 Feb 2014.

Deliveries of 1.7M liters of water with RDD of mid June 2014 to avoid simultaneous expiration dates.

FEMA Pacific Commodity Readiness

as of February 7, 2014



Commodity	Hawaii	Guam	FEMA Total (Pacific)	Catastrophic Requirement
Water	311,750	179,372	491,122	476,000
Meals	154,400	84,000	238,400	238,000
Cots	6,617	2,787	9,404	10,750
Blankets	10,956	2,245	13,201	6,000
Tents	1,000		1,000	2,250
Plastic Sheeting	3,871	5,286	9,157	6,500
Generators	85	71	156	170

NOTES

Hawaii requirement is based on supporting 11,000 survivors for 14 days.

Guam requirement is based on supporting 6,000 survivors for 14 days.

IAW the Region IX right sizing plan.

FEMA Readiness – Deployable Teams/Assets



Deployable Teams/Assets									
Resource	Status	Total	Available		Partially Available	Not Available	Deployed Activated	Comments	Rating Criterion
FCO		41	20	49%	N/A	3	18		OFDC Readiness: FCO Green Yellow Red Type 1 3+ 2 1 Type 2 4+ 3 2 Type 3 4 3 2 FDRC 3 2 1
FDRC		9	4	44%	0	0	5		
US&R		28	26	92%	2	0	0	<ul style="list-style-type: none"> NV-TF1 (Yellow/Conditional) NM-TF1 (Yellow/Conditional) 	<ul style="list-style-type: none"> Green = Available/FMC Yellow = Available/PMC Red = Out-of-Service Blue = Assigned/Deployed
National IMAT		3	3	100%	0	0	0		<ul style="list-style-type: none"> Green: 3 avail Yellow: 1 avail Red: 0 avail Individual N-IMAT red if 50% of Section Chiefs and/or Team Leader is unavailable for deployment.
Regional IMAT		13	5	38%	0	3	5	<ul style="list-style-type: none"> Teams deployed to: TX, OK, PA, CA, GA Region V & X personnel shortages Region VII: personnel shortages & inop equip Region III IMAT I reconstituting 	<ul style="list-style-type: none"> Green: > 6 avail Yellow: 4 -6 teams available Red: > 8 teams deployed/unavailable R-IMAT also red if TL Ops/Log Chief is unavailable and has no qualified replacement.
MCOV		55	42	76%	0	13	0	<ul style="list-style-type: none"> 13 not available – transitioning/upgrade to new satellite system 	<ul style="list-style-type: none"> Green = Available/FMC Yellow = Available/PMC Red = Out-of-Service Blue = Assigned/Deployed

FEMA Readiness – National/Regional Teams



National/Regional Teams									
Resource	Status	Total	Available		Partially Available	Not Available	Deployed/ Activated	Comments	Rating Criterion
NWC		5	5	100%	0	0	Enhanced Watch	• (Night Shift only 8pm – 8am)	• Green = FMC • Yellow = PMC • Red = NMC
NRCC		6	369	94%	0	0	Level III	• (Level III 8 am - 8 pm)	
HLT		1	1	100%	0	0	Not Activated		
DEST							Not Activated		
RRCCs		10	8	80%	0	0	Activated	• Region III Level III • Region IV Level III	
RWCs/MOCs		10	10	100%	0	0	24/7	• Region IV – RWC at Enhanced Watch	



FEMA

FEMA's mission is to support our citizens and first responders to ensure that as a nation we work together to build, sustain, and improve our capability to prepare for, protect against, respond to, recover from, and mitigate all hazards.