



# **FEMA**

## **Daily Operations Briefing**

**Sunday, February 16, 2014**

**8:30 a.m. EST**

# Significant Activity: February 15 – 16



## **Significant Events:**

- Winter Storm - Southern Plains to Mid-Atlantic / New England

## **Significant Weather:**

- Moderate to heavy rain & mountain snow – Pacific Northwest
- Rain and snow – Central and Eastern U.S.
- Warming trend for Deep South and Mid-Atlantic
- Red Flag Warnings: TX and NM
- Critical Fire Weather: NM
- Elevated Fire Weather Areas: TX, NM, OK, CO, & AZ
- Space Weather: Past 24 hours – Minor, G1 geomagnetic occurred; Next 24 hours - Minor, R1 radio blackouts occurred

## **FEMA Readiness:**

- FEMA Region IV deactivated; RWC returned to Watch/Steady State
  - All ESFs released except ESF-3 (On-call through Feb 17)

# Winter Storm – Southeast to Mid-Atlantic



## February 10-14, 2014:

- A powerful winter storm moved through the Southeast and into the Mid-Atlantic
- ▲ Conditions across the Southeast continue to improve; power outages continue to decrease
- ▲ Warming trend expected over the next week in the south
- ▲ 47k (-112k) customers are without power in Region IV (\*DOE EAGLE-I, as of 8:00 a.m. EST, Feb 16)
  - ▲ Most in: SC 33k (-50k); GA 9k (-53k)
  - ▲ Restoration expected for majority of customers expected by Monday, Feb 17 (DOE)

## FEMA Region IV:

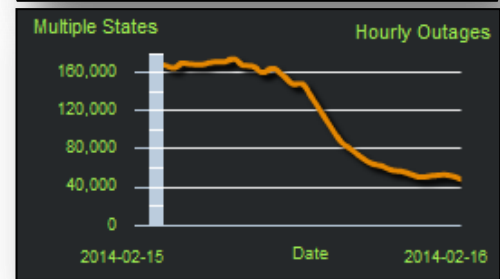
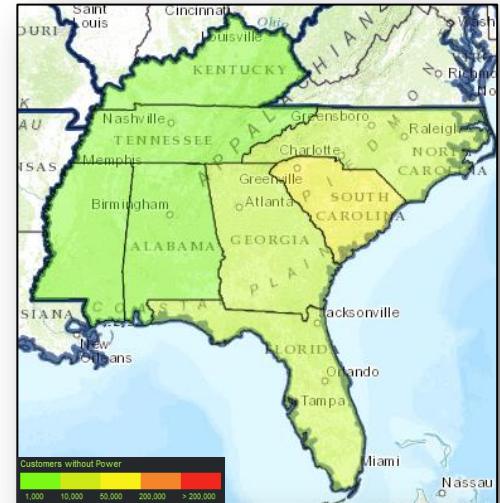
- ▲ RRCC deactivated on Feb 15; ESF-3 will remain on-call through COB Monday
- ▲ RWC returned to Watch/Steady State
- Regional IMATs remain deployed to the EOCs in GA & SC
- GA EOC remains Fully Activated; EOCs in SC and TN remain Partially Activated
- 13 (-14) shelters open with 224 (-272) occupants; most in SC 8/129; GA-5/95 (NSS; 4:30 a.m. EST, Feb 16)
- ▲ Joint PDAs to begin in SC on Feb 19; Joint PDAs to begin in GA on Feb 17
- ▲ National Guardsmen remain activated in SC (187) and GA (382) (NGB, Feb 16)

## FEMA Region I, II and III:

- FEMA Regions I-III remain at Watch/Steady State
- EOCs in VA, PA and WV remain Partially Activated
- All other State EOCs are either monitoring or remain at Normal Operations
- On February 14, 2014 the Governor of CT requested an emergency Declaration

## FEMA Headquarters:

- NRCC is not activated; NWC remains at Watch/Steady State
- ISB remains operational with commodities on hand at Ft Gordon, GA



\*Note: Customer outage data is provided by the Department of Energy's EAGLE-I system. Comprehensive National coverage of all electrical service providers is not available.

# Severe Winter Storm – New England (Final)



## Situation:

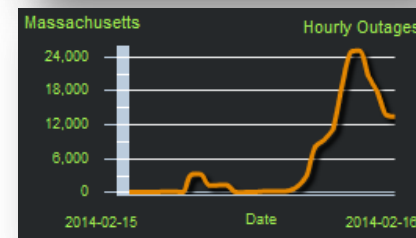
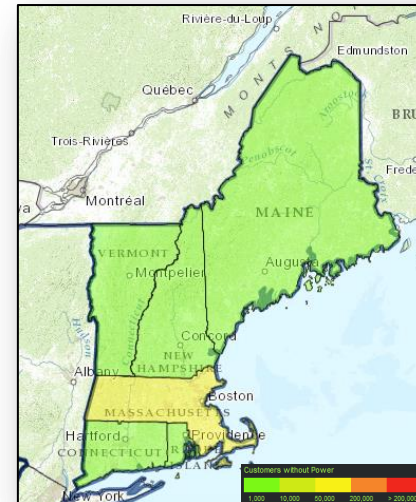
- A fast moving winter storm system moved through the region overnight bringing heavy snow and high winds
- Heaviest snow was over Cape Ann, Cape Cod and southeastern Massachusetts

## Impacts:

- No widespread power outages; 12k customers are without power *(DOE EAGLE-I as of 8:00 a.m. EST), Feb 16*
- No shelters are open
- No fatalities or significant damage identified

## Federal, State & Local Response:

- MA State EOC returned to Normal Ops
- FEMA Region I remains at Watch/Steady State
- NRCC is not activated; NWC remains at Watch/Steady State
- No unmet needs or requests for FEMA assistance reported



*\*Note: Customer outage data is provided by the Department of Energy's EAGLE-I system. Comprehensive National coverage of all electrical service providers is not available.*

# Disaster Requests & Declarations



<b>Declaration Requests in Process</b>		<b>Requests APPROVED (since last report)</b>	<b>Requests DENIED (since last report)</b>
<b>1</b>	<b>Date Requested</b>	<b>0</b>	
<b>CT – EM Severe Winter Storm</b>	<b>February 13, 2014</b>		

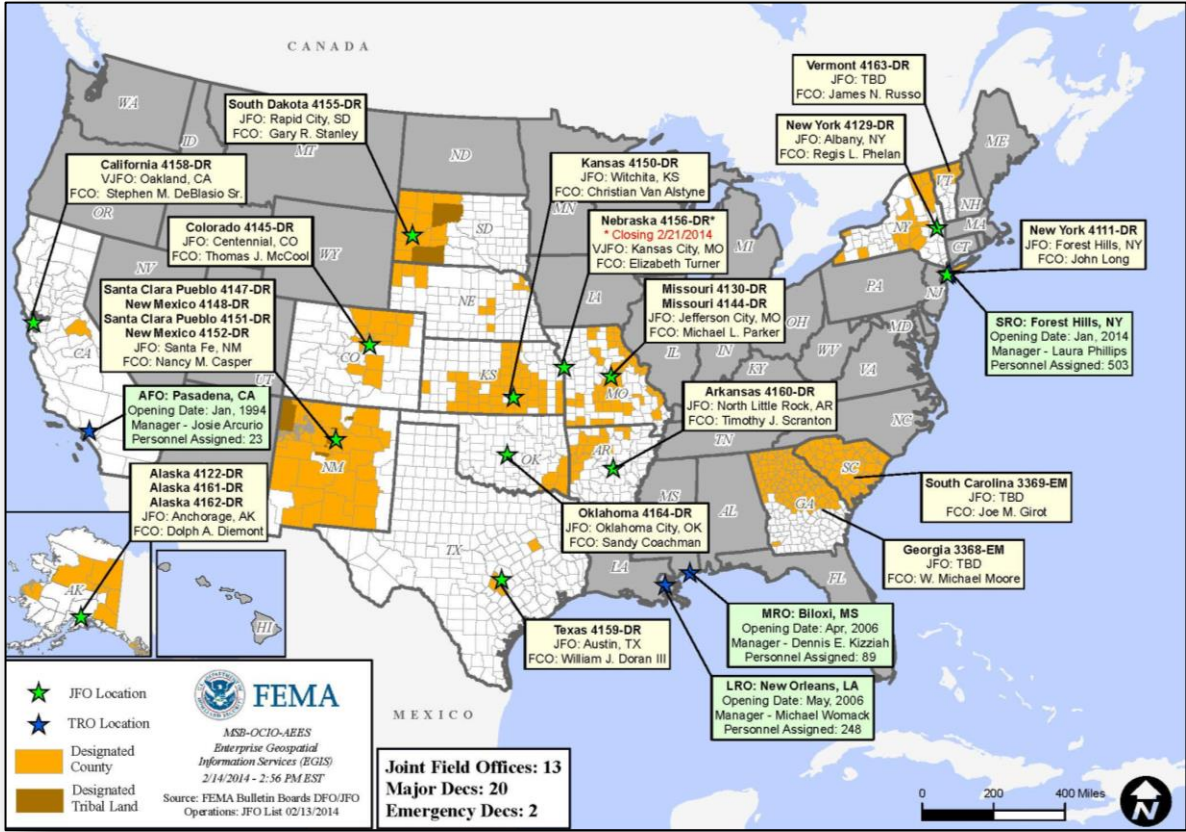
# Joint Preliminary Damage Assessments



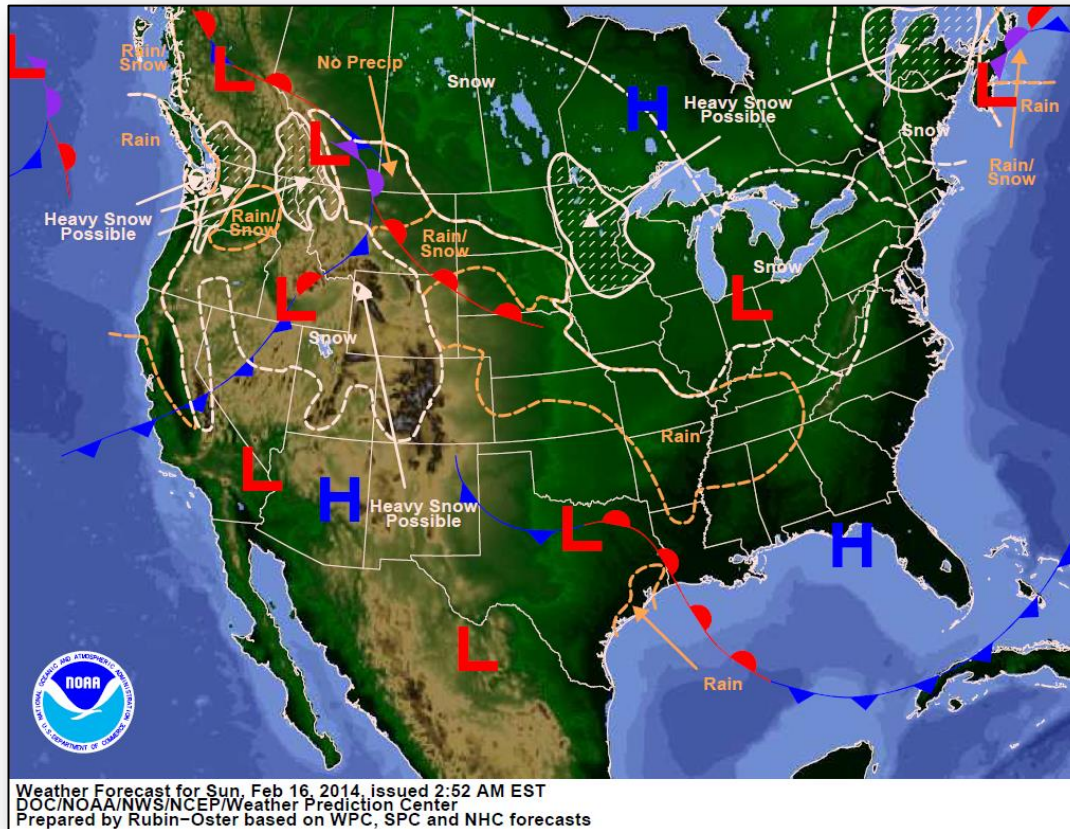
FEMA

Region	State / Location	Event	IA/PA	Number of Counties		Start – End
				Requested	Complete	
IV	GA	Winter Storm Feb 11-13, 2014	IA	3	0	2/17 – TBD
			PA	TBD	0	2/18 – TBD
IV	SC	Winter Storm Feb 11-13, 2014	TBD	19	0	2/19 – TBD
V	IN	Winter Storm Jan 4-7, 2014	PA	43	0	2/10 – TBD

# Open Field Offices as of February 16, 2014



# National Weather Forecast

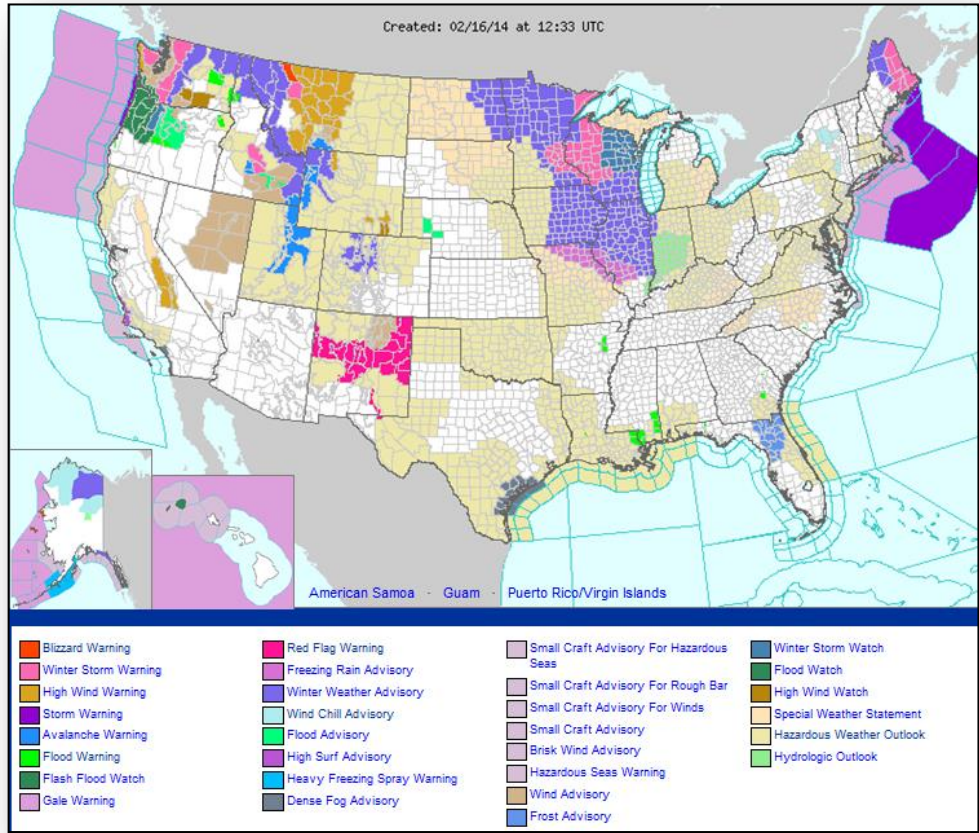




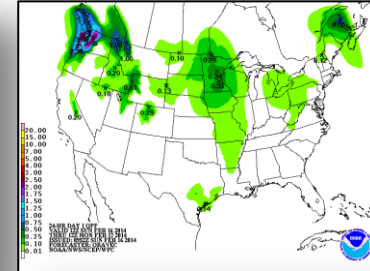
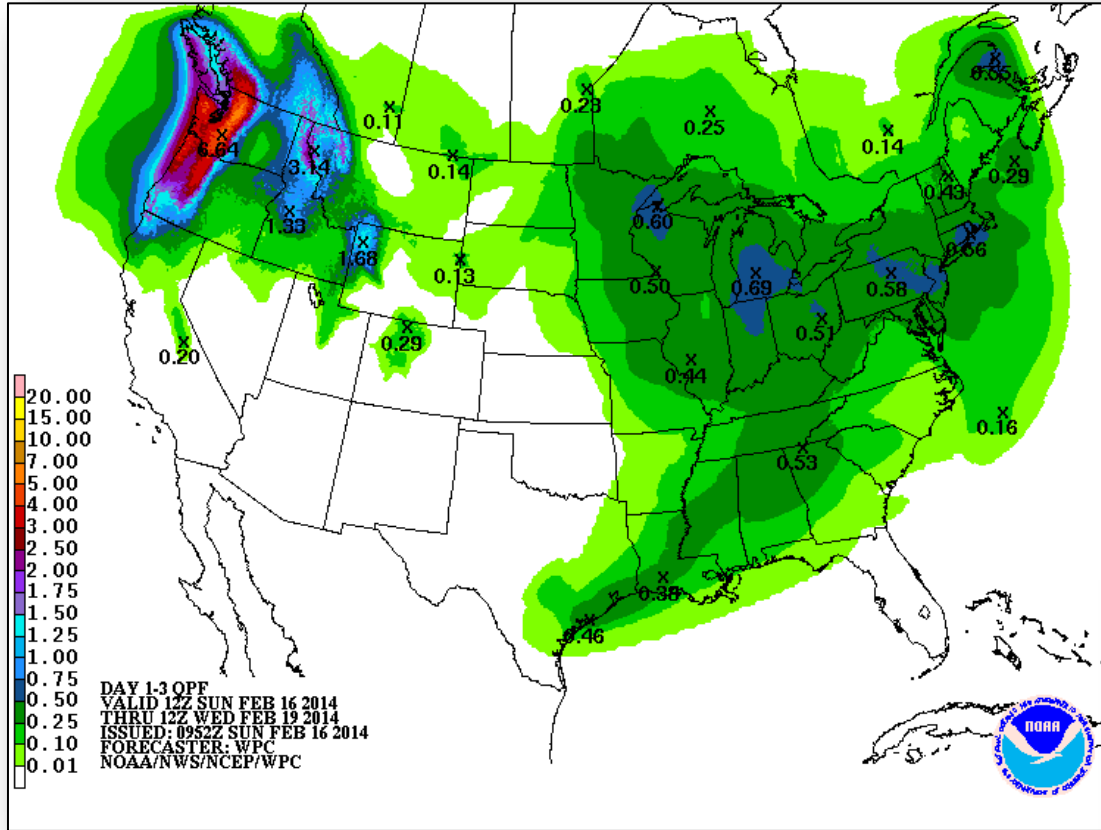
# Active Watches/Warnings



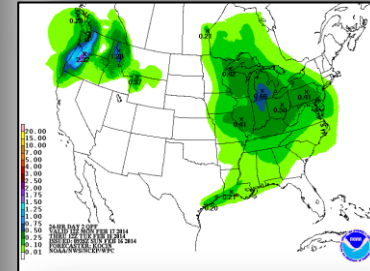
FEMA



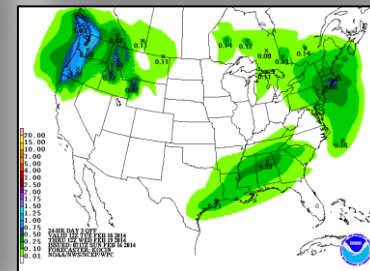
# Precipitation Forecast – 3 Day



Day 1

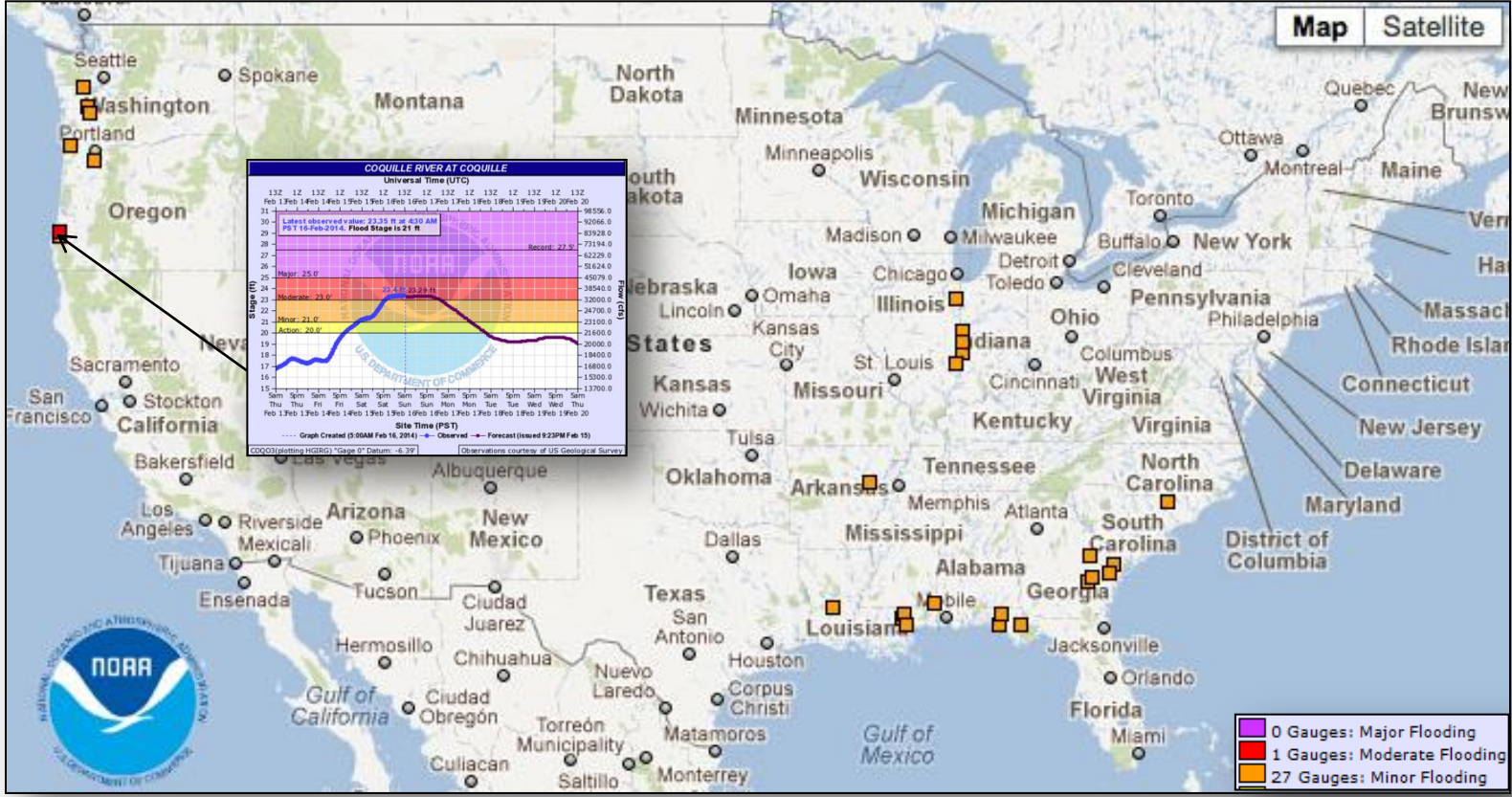


Day 2

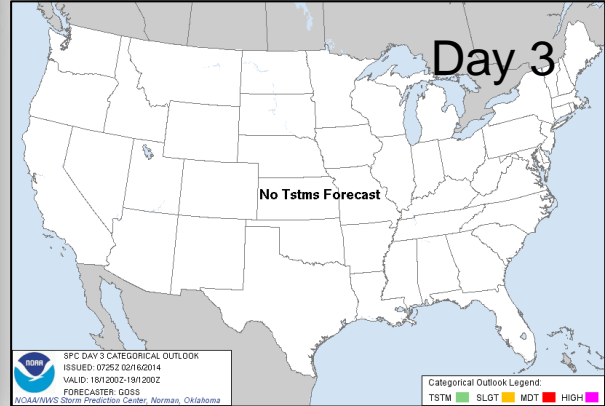
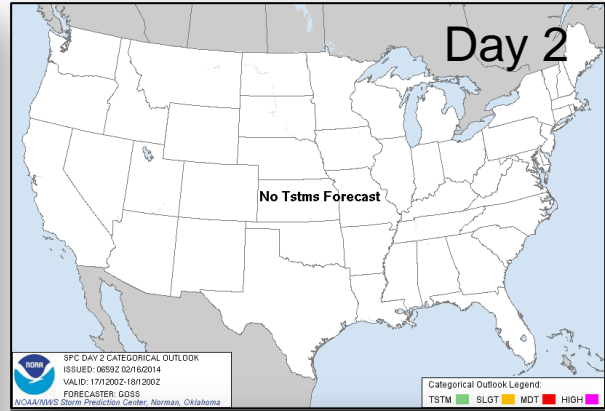
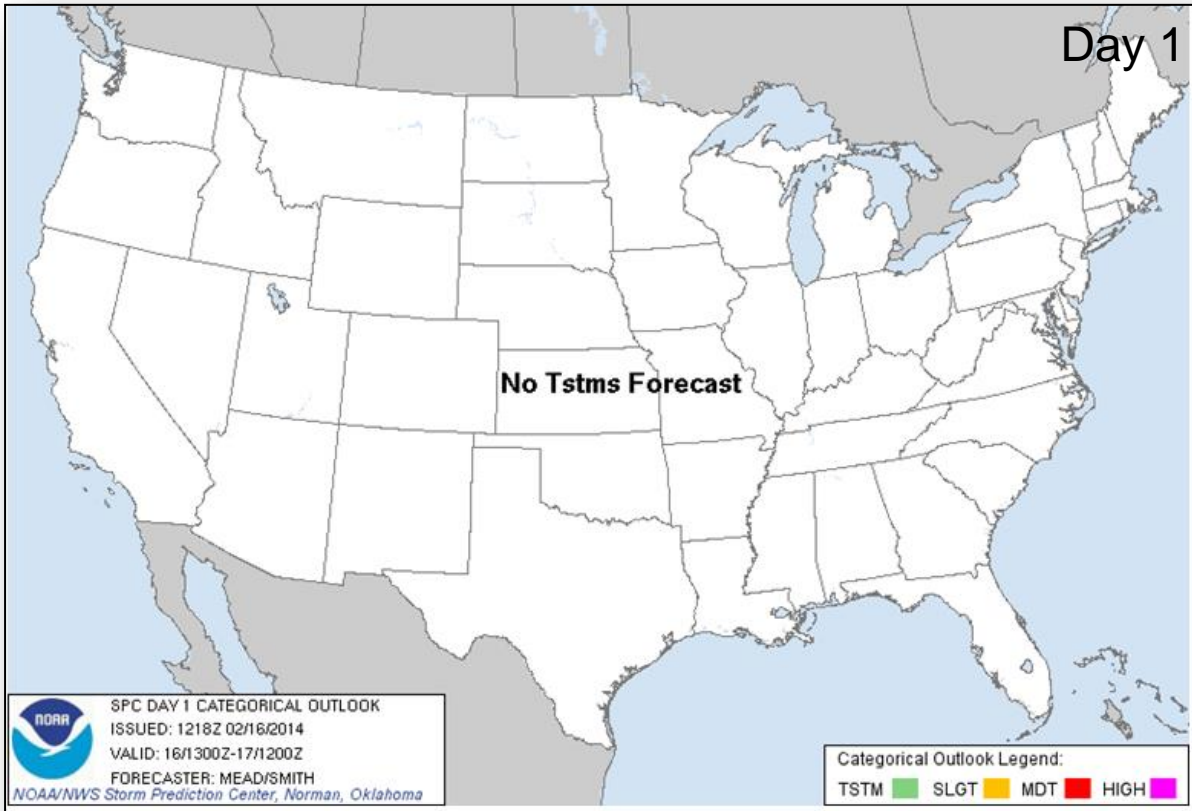


Day 3

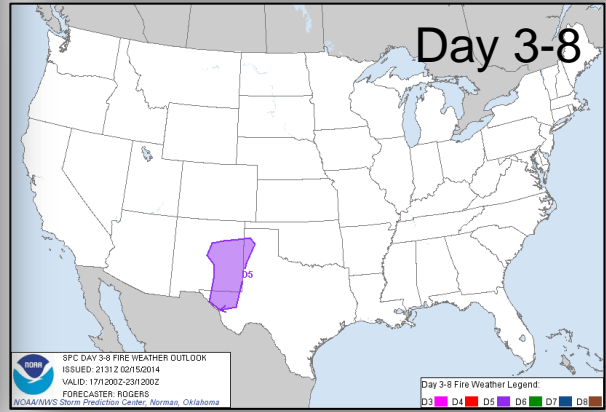
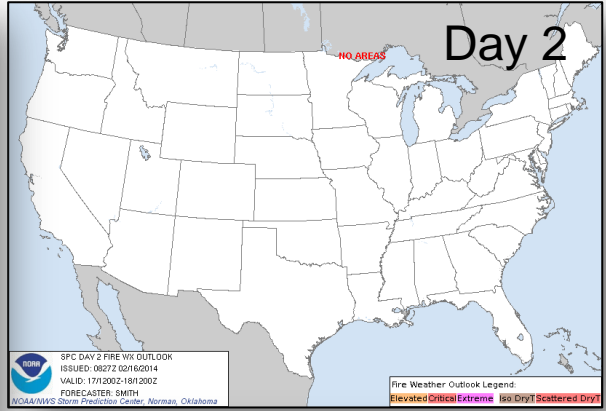
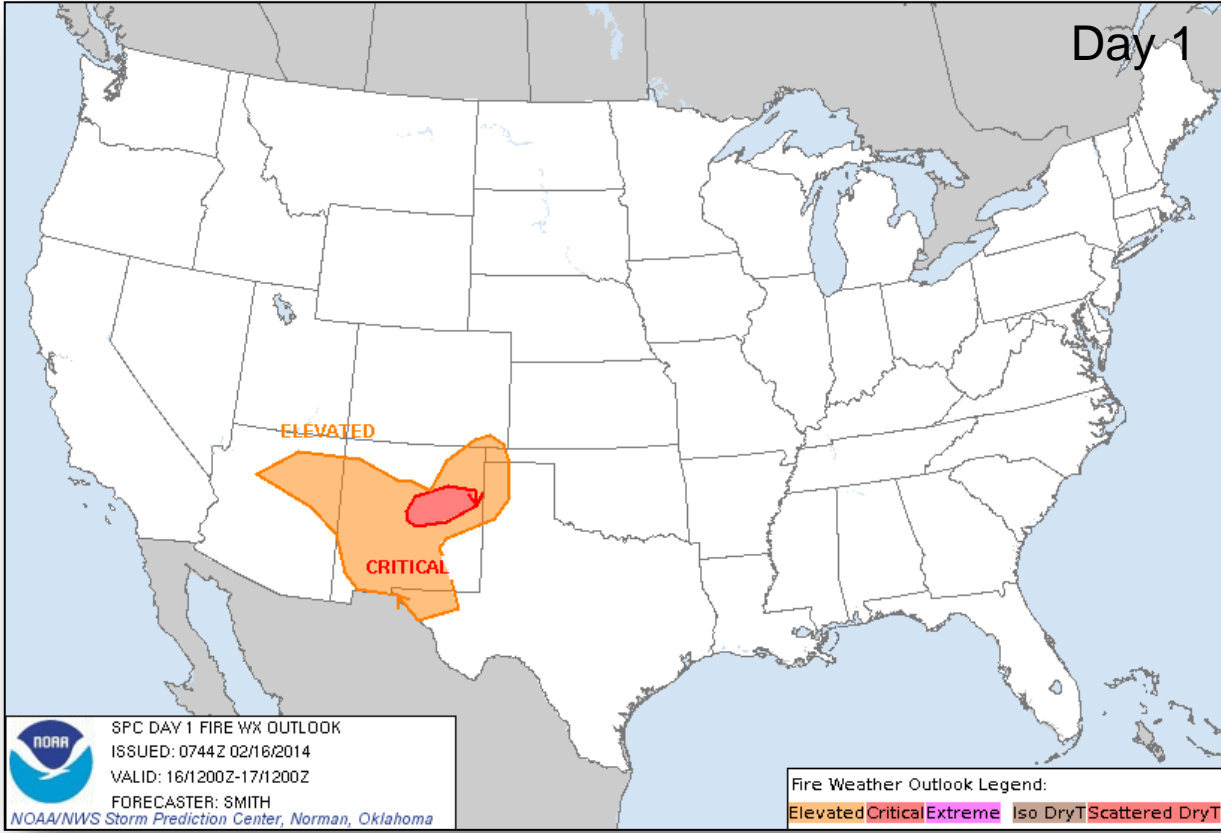
# River Forecast – 7 Day



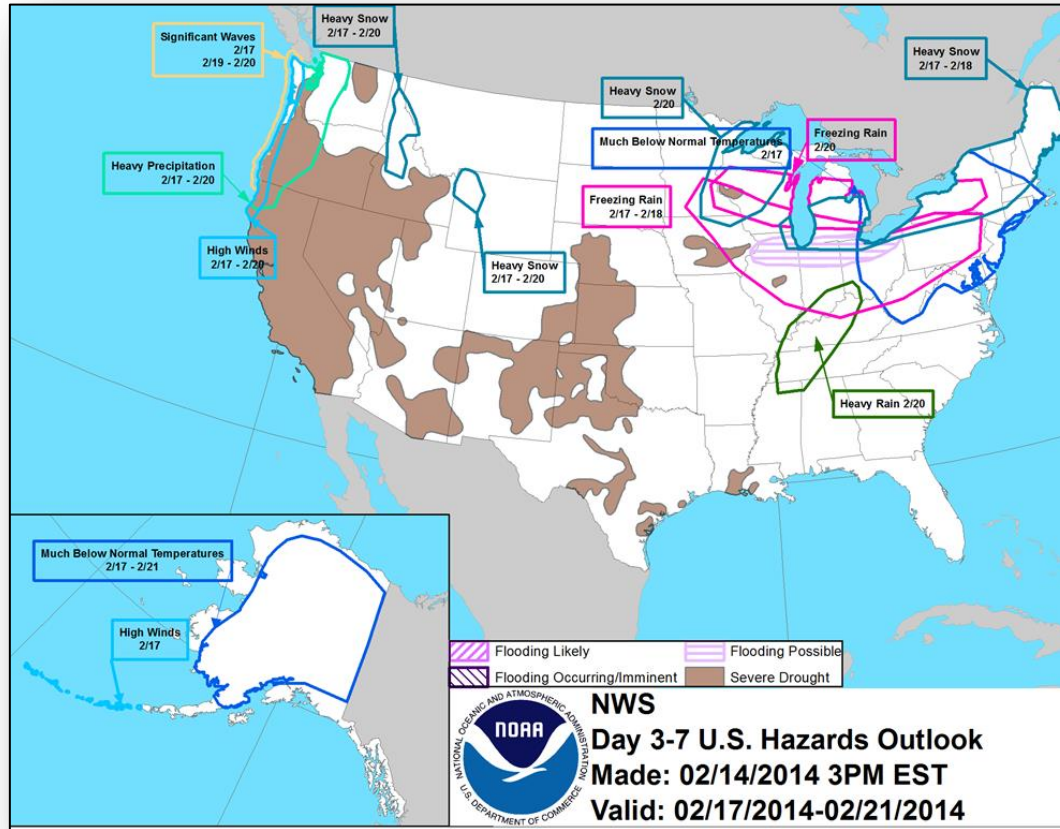
# Convective Outlooks Days 1 – 3



# Critical Fire Weather Areas Days 1 – 8



# Hazard Outlook: February 17 – 21



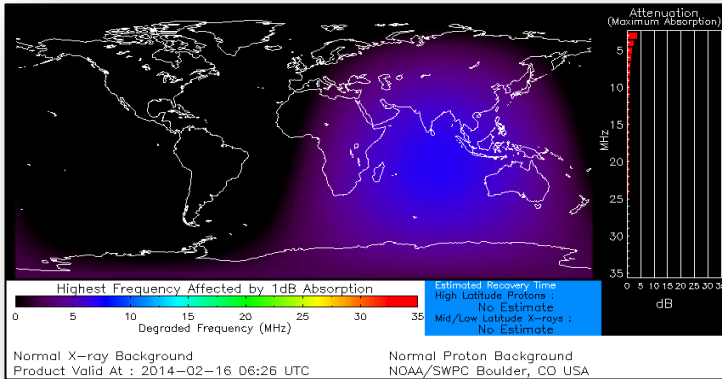
# Space Weather




FEMA

NOAA Scales Activity (Range: 1/minor to 5/extreme)	Past 24 Hours	Current	Next 24 Hours
Space Weather Activity:	Minor	None	Minor
• Geomagnetic Storms	G1	None	None
• Solar Radiation Storms	None	None	None
• Radio Blackouts	R1	None	R1

## HF Communication Impact



## Sunspot Activity



# FEMA Readiness – Deployable Teams/Assets



Deployable Teams/Assets									
Resource	Status	Total	Available		Partially Available	Not Available	Deployed Activated	Comments	Rating Criterion
FCO	Green	41	20	49%	N/A	2	19		OFDC Readiness: FCO    Green    Yellow    Red Type 1   3+       2       1 Type 2   4+       3       2 Type 3   4       3       2 FDRC    3       2       1
FDRC		9	5	56%	0	0	4		
US&R	Green	28	26	92%	2	0	0	<ul style="list-style-type: none"> <li>NV-TF1 (Yellow/Conditional)</li> <li>NM-TF1 (Yellow/Conditional)</li> </ul>	<ul style="list-style-type: none"> <li>Green = Available/FMC</li> <li>Yellow = Available/PMC</li> <li>Red = Out-of-Service</li> <li>Blue = Assigned/Deployed</li> </ul>
National IMAT	Green	3	3	100%	0	0	0		<ul style="list-style-type: none"> <li>Green: 3 avail</li> <li>Yellow: 1 avail</li> <li>Red: 0 avail</li> </ul> Individual N-IMAT red if 50% of Section Chiefs and/or Team Leader is unavailable for deployment.
Regional IMAT	Yellow	13	6	46%	0	3	4	<ul style="list-style-type: none"> <li>Teams deployed to: TX, OK, SC, CA, GA</li> <li>Region V &amp; X personnel shortages</li> <li>Region VII: personnel shortages &amp; equip</li> </ul>	<ul style="list-style-type: none"> <li>Green: &gt; 6 avail</li> <li>Yellow: 4 -6 teams available</li> <li>Red: &gt; 8 teams deployed/unavailable</li> </ul> R-IMAT also red if TL Ops/Log Chief is unavailable and has no qualified replacement.
MCOV	Green	55	43	78%	0	12	0	<ul style="list-style-type: none"> <li>13 not available – transitioning/upgrade to new satellite system</li> </ul>	<ul style="list-style-type: none"> <li>Green = Available/FMC</li> <li>Yellow = Available/PMC</li> <li>Red = Out-of-Service</li> <li>Blue = Assigned/Deployed</li> </ul>



# FEMA Readiness – National/Regional Teams



National/Regional Teams									
Resource	Status	Total	Available		Partially Available	Not Available	Deployed/ Activated	Comments	Rating Criterion
NWC	Green	5	5	100%	0	0	Not Activated		<ul style="list-style-type: none"> <li>• Green = FMC</li> <li>• Yellow = PMC</li> <li>• Red = NMC</li> </ul>
NRCC	Green	6	369	94%	0	0	Not Activated		
HLT	Green	1	1	100%	0	0	Not Activated		
DEST	Green						Not Activated		
RRCCs	Green	10	10	100%	0	0	Activated	Region IV deactivated	
RWCs/MOCs	Green	10	10	100%	0	0	24/7	Region IV Watch returned to Steady State	



# FEMA

**FEMA's mission is to support our citizens and first responders to ensure that as a nation we work together to build, sustain, and improve our capability to prepare for, protect against, respond to, recover from, and mitigate all hazards.**