



FEMA

Daily Operations Briefing

Sunday, February 23, 2014

8:30 a.m. EST

Significant Activity: February 22 – 23



Significant Events: None

Significant Weather:

- Heavy snow – Northern Intermountain, Northern Rockies & Central Appalachians
- Rain and thunderstorms - Gulf Coast to Southeast
- Rain and snow – Middle Mississippi to Ohio valleys
- Red Flag Warnings: None
- Critical/Elevated Fire Weather Areas: None
- Space Weather: Past 24 hours – minor R1 radio blackouts; next 24 hours – None

Earthquake Activity: No significant activity

FEMA Readiness: No significant changes

Declaration Activity:

- Amendment No. 1 to FEMA-3367-DR-PA
- Major Disaster Declaration request for Maine

Disaster Requests & Declarations



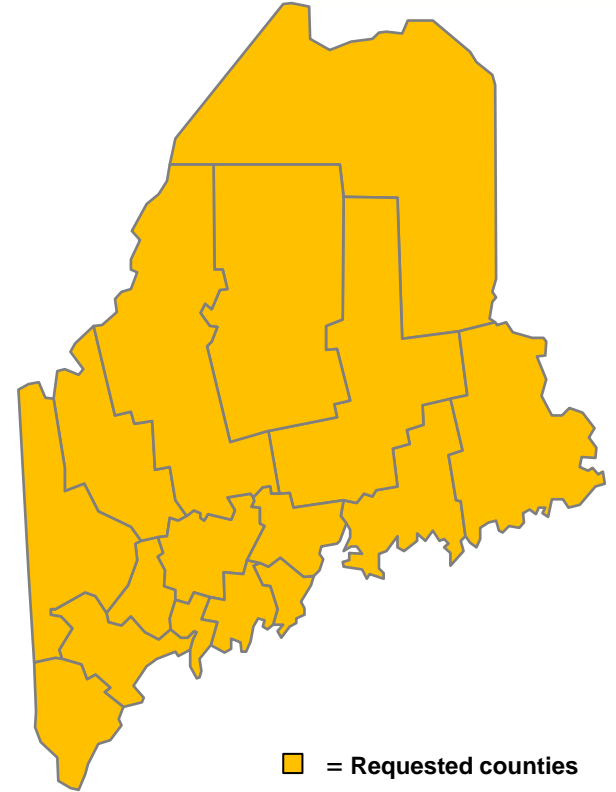
Declaration Requests in Process		Requests APPROVED (since last report)	Requests DENIED (since last report)
1	Date Requested	0	0
ME – DR Severe Winter Storm (Dec 21, 2013 to Jan 1, 2014)	February 21, 2014		

Major Disaster Declaration Request – Maine



February 21, 2014

- Request for Major Disaster Declaration for State of Maine
- For severe winter storm that occurred Dec 21, 2013, to Jan 1, 2014
- Requesting Public Assistance and Hazard Mitigation for all 16 counties



Disaster Amendments



Amendment	Effective Date	Action
Amendment No. 1 to FEMA-3367-EM-PA	February 20, 2014	Closes the incident period effective February 20

Joint Preliminary Damage Assessments

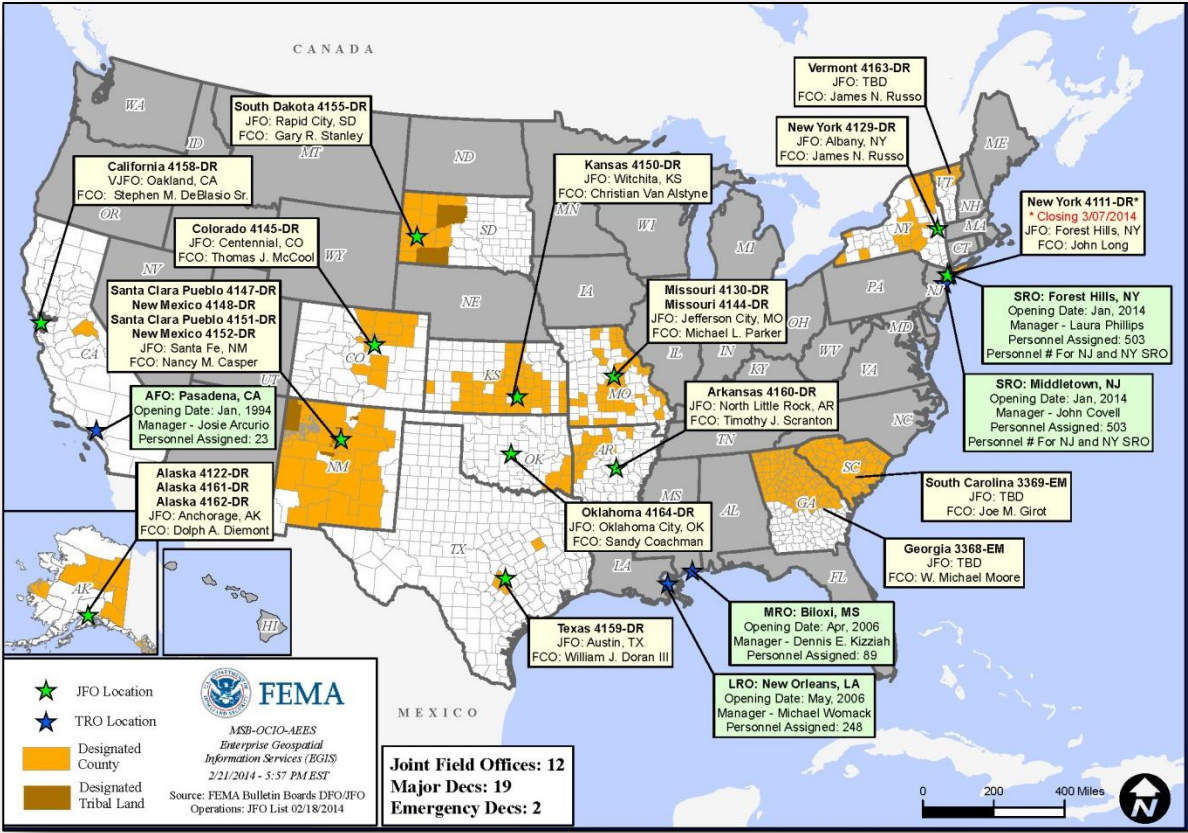


Region	State / Location	Event	IA/PA	Number of Counties		Start – End
				Requested	Complete	
IV	GA	Winter Storm Feb 11-13, 2014	PA	46 (+9)	18	2/18 – TBD
IV	SC	Winter Storm Feb 11-13, 2014	PA	19	7 (+7)	2/20 - TBD
V	IN	Winter Storm Jan 4-7, 2014	PA	43	0	2/10 – TBD
VI	LA	Winter Storm Jan 28-30, 2014	PA	28	3	2/19 – TBD

Open Field Offices as of February 23, 2014



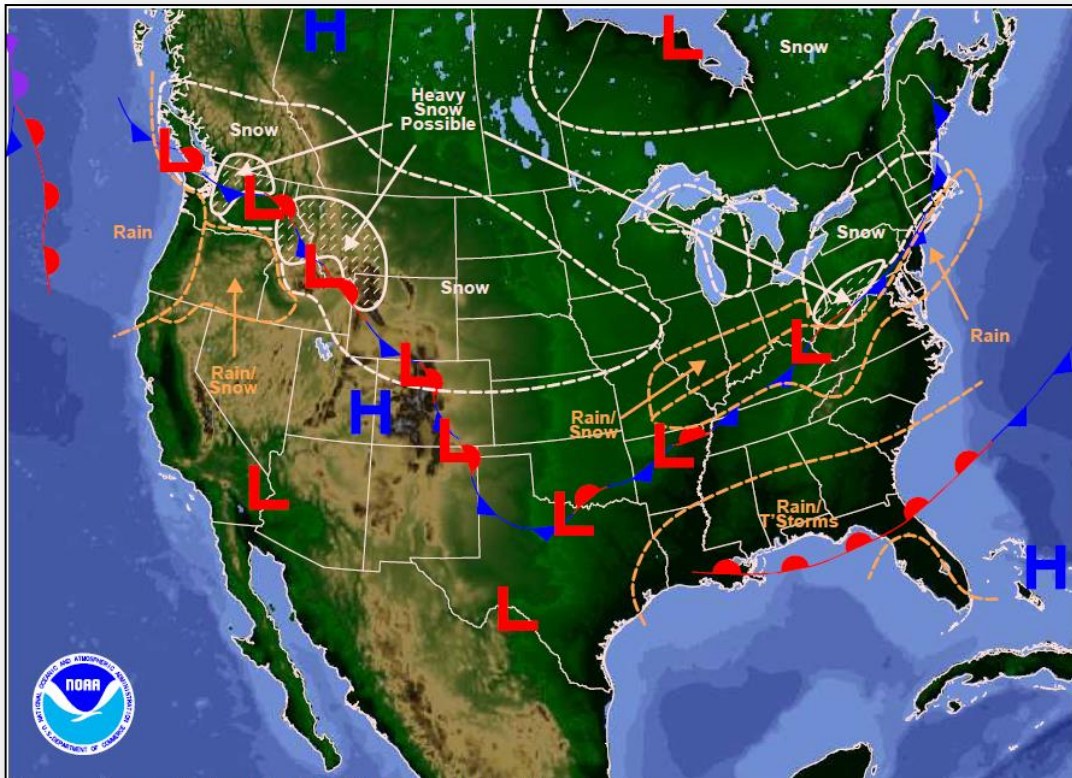
FEMA



National Weather Forecast



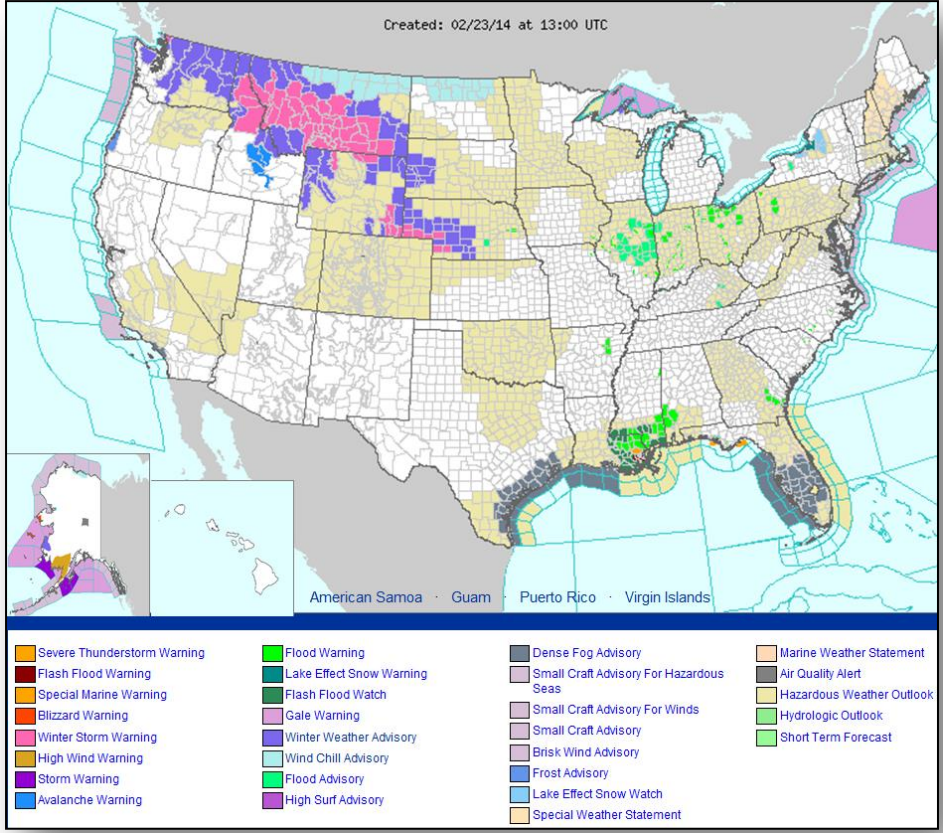
FEMA



Weather Forecast for Sun, Feb 23, 2014, issued 3:21 AM EST
DOC/NOAA/NWS/NCEP/Weather Prediction Center
Prepared by Krekeler based on WPC, SPC and NHC forecasts



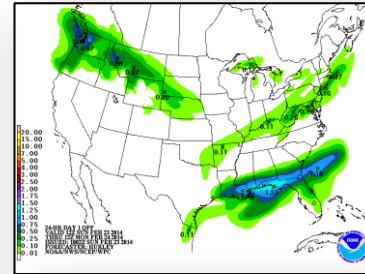
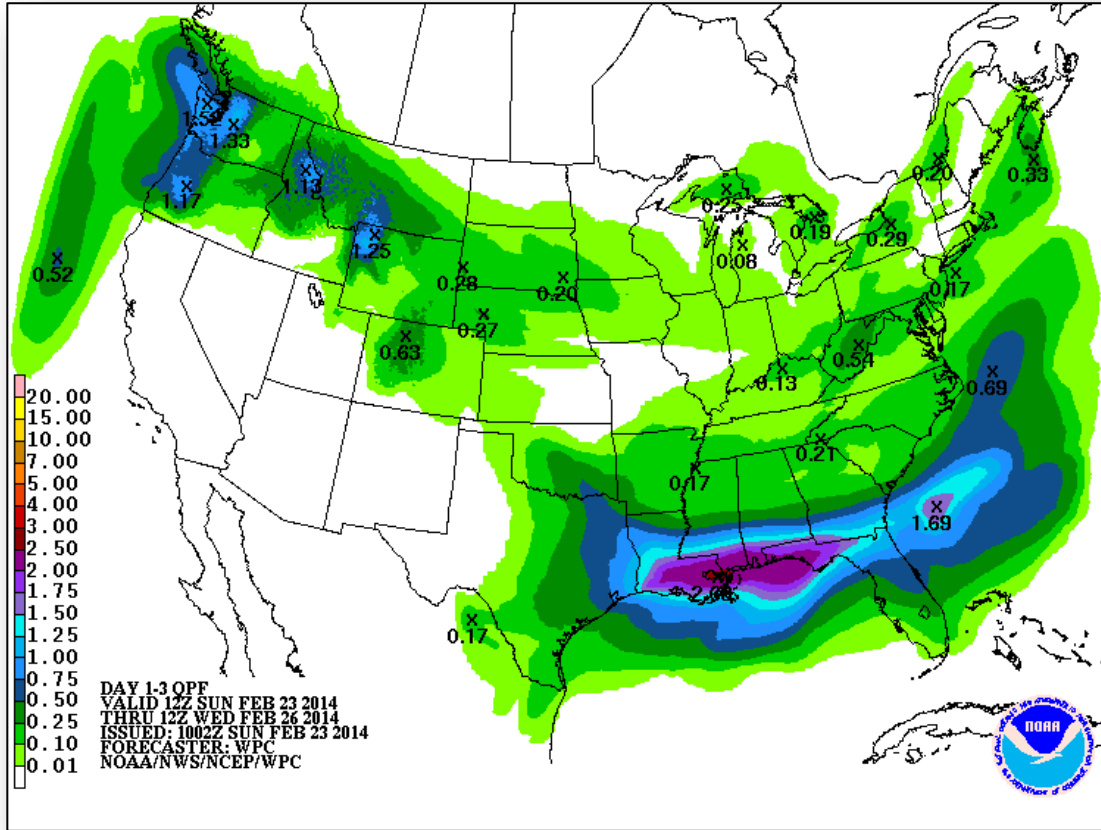
Active Watches/Warnings



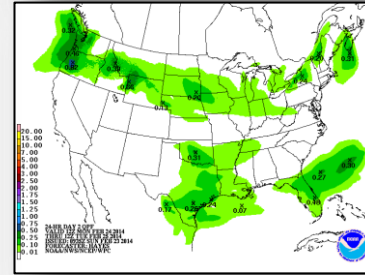
Precipitation Forecast – 3 Day



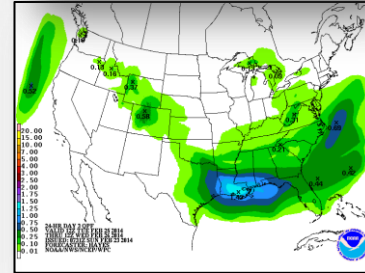
FEMA



Day 1

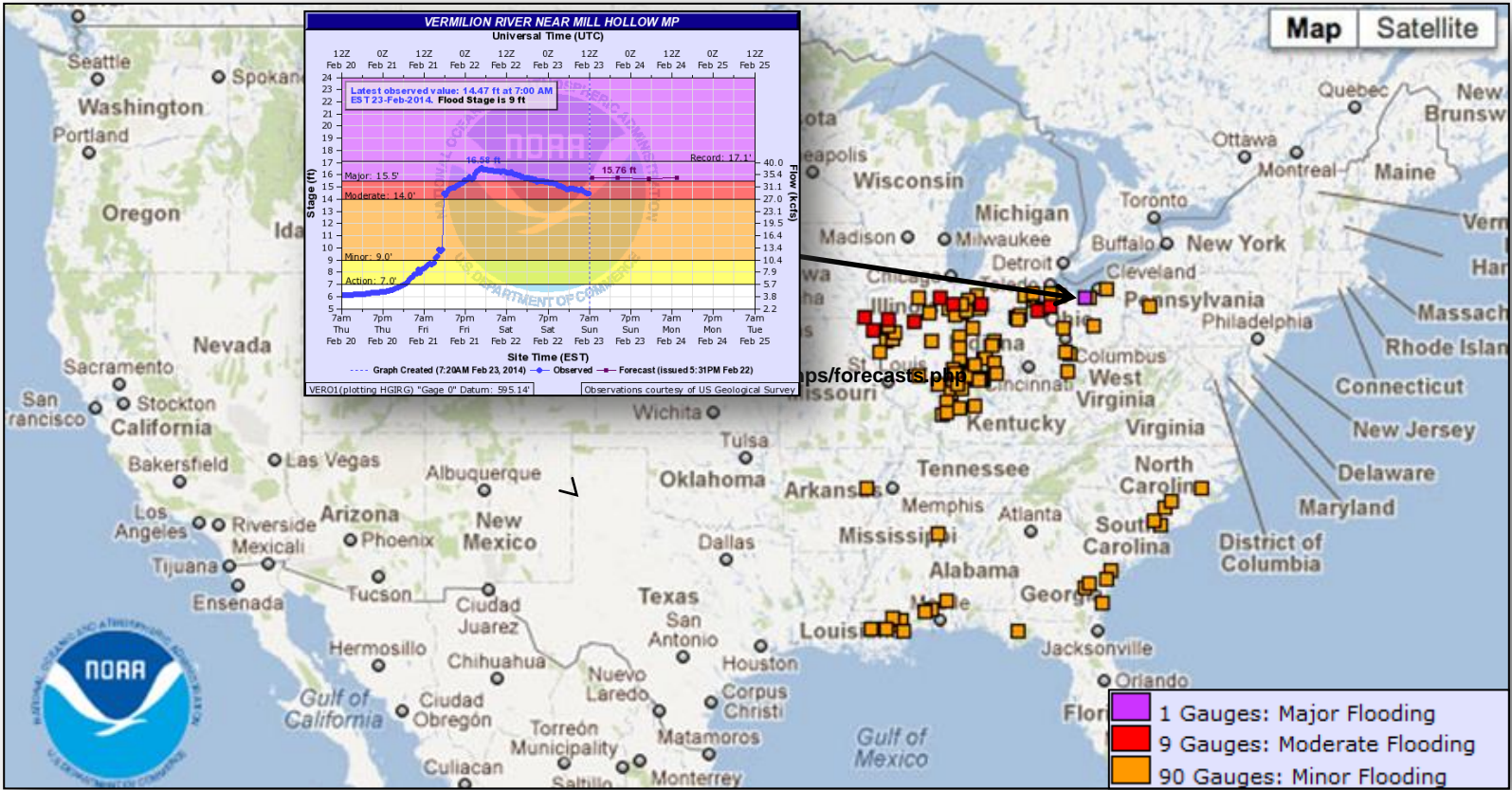


Day 2

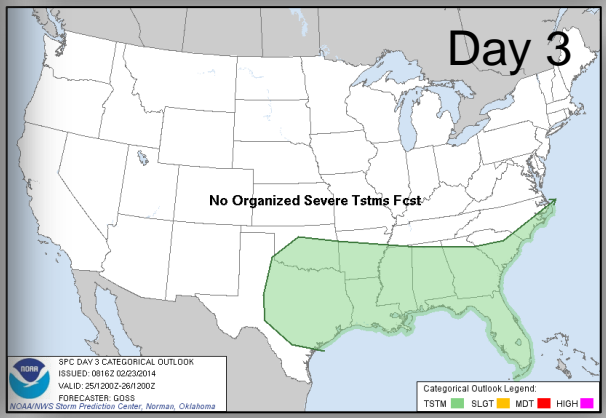
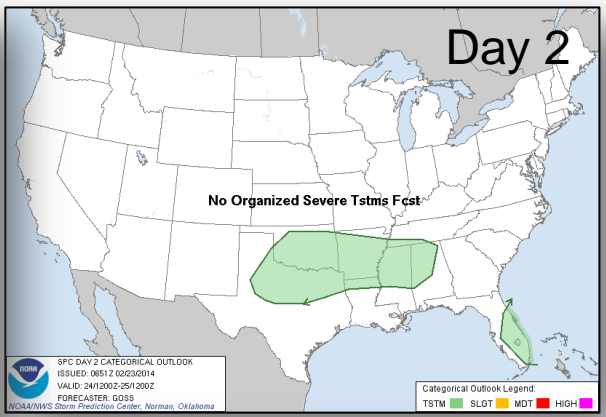
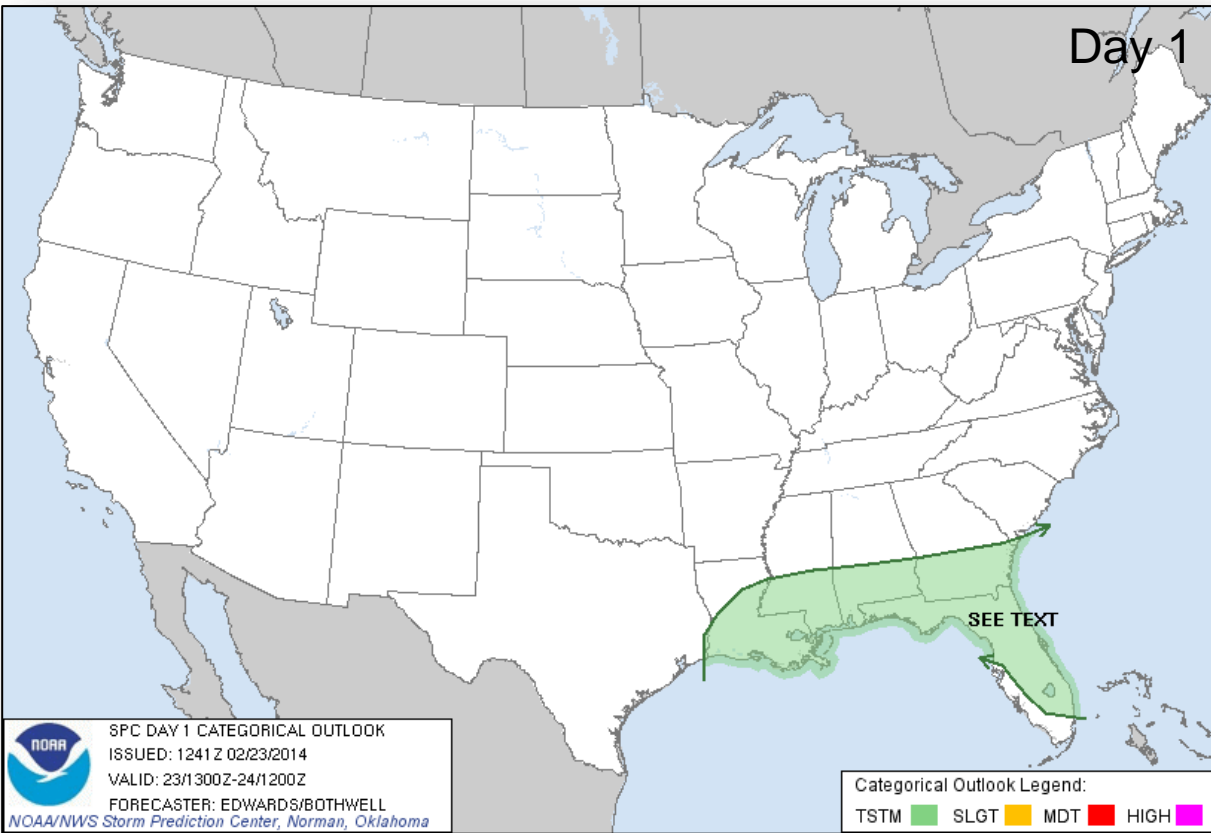


Day 3

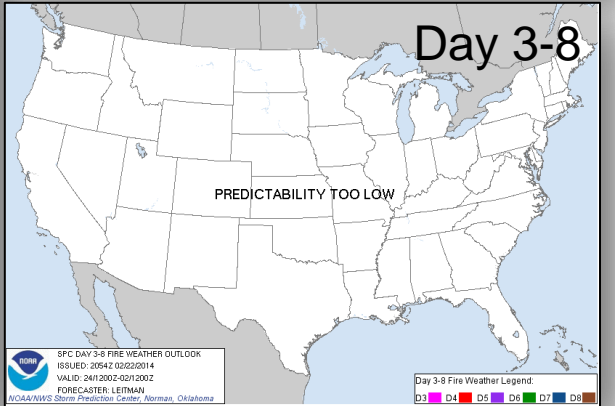
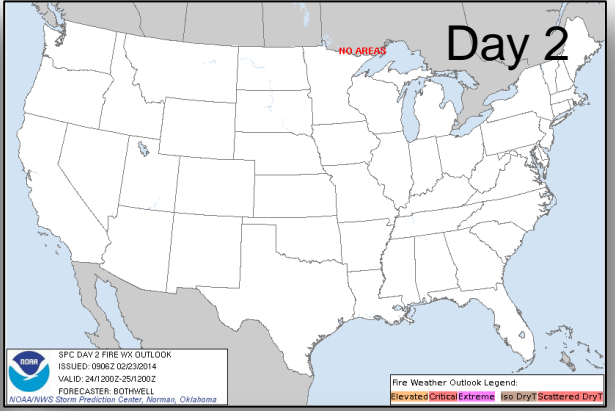
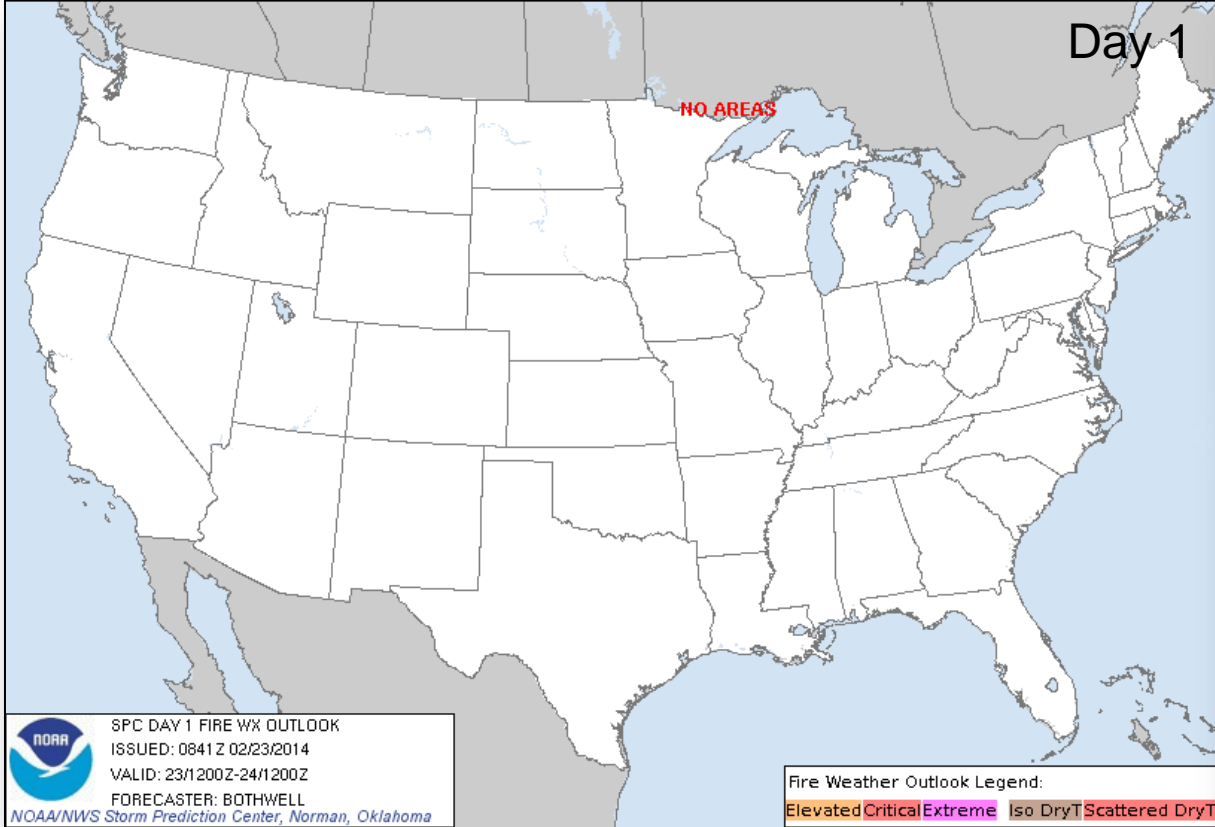
River Forecast – 7 Day



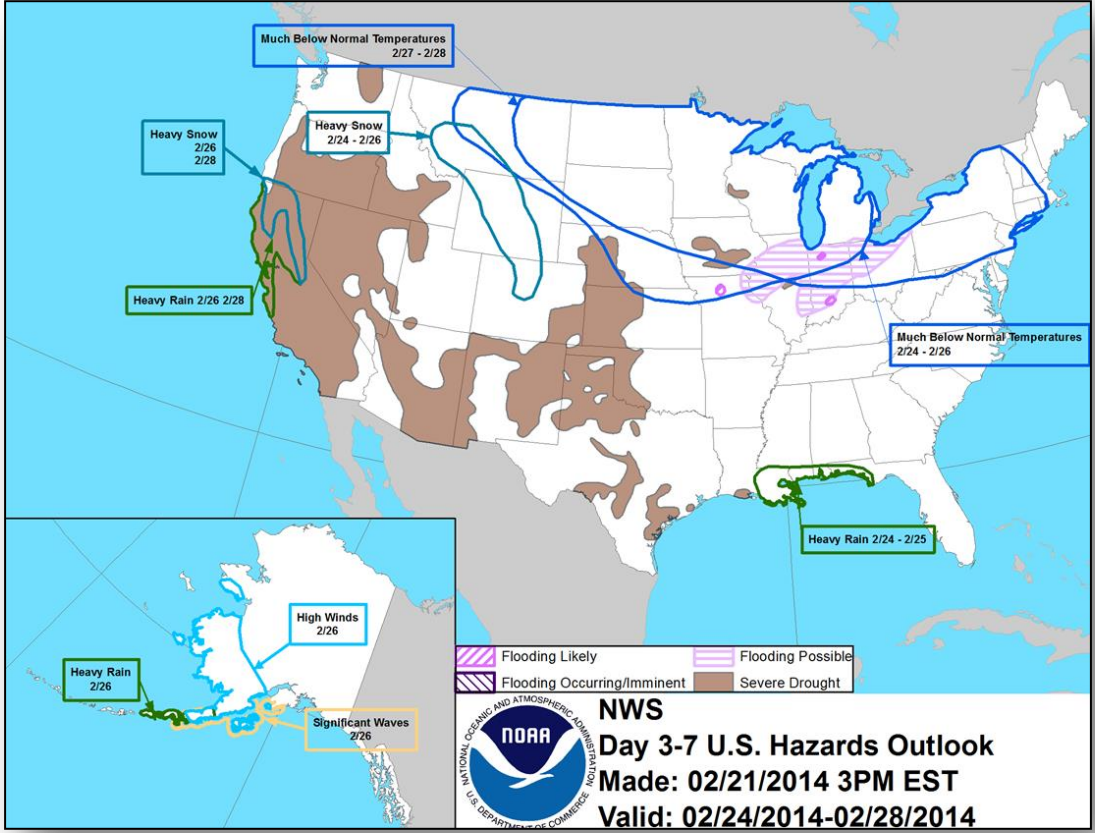
Convective Outlooks Days 1 – 3



Critical Fire Weather Areas Days 1 – 8

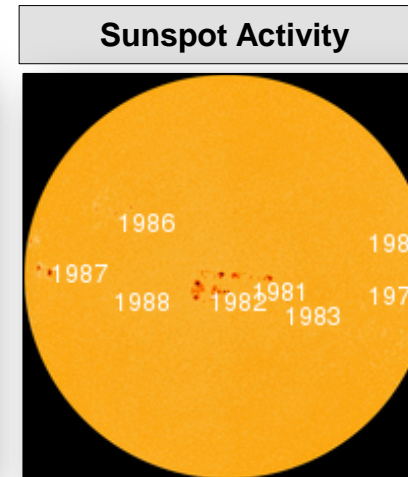



Hazard Outlook: February 24 – 28



Space Weather

NOAA Scales Activity (Range: 1/minor to 5/extreme)	Past 24 Hours	Current	Next 24 Hours
Space Weather Activity:	Minor	None	None
• Geomagnetic Storms	None	None	None
• Solar Radiation Storms	None	None	None
• Radio Blackouts	R1	None	None



FEMA Readiness – Deployable Teams/Assets



Deployable Teams/Assets									
Resource	Status	Total	Available		Partially Available	Not Available	Deployed Activated	Comments	Rating Criterion
FCO	Green	41	21	51%	N/A	2	18		OFDC Readiness: FCO Green Yellow Red Type 1 3+ 2 1 Type 2 4+ 3 2 Type 3 4 3 2 FDRC 3 2 1
FDRC		9	5	56%	0	0	4		
US&R	Green	28	26	92%	2	0	0	<ul style="list-style-type: none"> NV-TF1 (Yellow/Conditional) NM-TF1 (Yellow/Conditional) 	<ul style="list-style-type: none"> Green = Available/FMC Yellow = Available/PMC Red = Out-of-Service Blue = Assigned/Deployed
National IMAT	Green	3	3	100%	0	0	0		<ul style="list-style-type: none"> Green: 3 avail Yellow: 1 avail Red: 0 avail Individual N-IMAT red if 50% of Section Chiefs and/or Team Leader is unavailable for deployment.
Regional IMAT	Yellow	13	6	46%	0	3	4	<ul style="list-style-type: none"> Teams deployed to: TX, OK, CA, GA Region V & X personnel shortages Region VII: personnel shortages & equip 	<ul style="list-style-type: none"> Green: > 6 avail Yellow: 4 -6 teams available Red: > 8 teams deployed/unavailable R-IMAT also red if TL Ops/Log Chief is unavailable and has no qualified replacement.
MCOV	Green	55	45	82%	0	10	0	<ul style="list-style-type: none"> 10 not available – transitioning/upgrade to new satellite system 	<ul style="list-style-type: none"> Green = Available/FMC Yellow = Available/PMC Red = Out-of-Service Blue = Assigned/Deployed

FEMA Readiness – National/Regional Teams



National/Regional Teams									
Resource	Status	Total	Available		Partially Available	Not Available	Deployed/ Activated	Comments	Rating Criterion
NWC	Green	5	5	100%	0	0	24/7		<ul style="list-style-type: none"> • Green = FMC • Yellow = PMC • Red = NMC
NRCC	Green	2	362	92%	0	31	Not Activated		
HLT	Green	1	1	100%	0	0	Not Activated		
DEST	Green						Not Activated		
RRCCs	Green	10	10	100%	0	0	Not Activated		
RWCs/MOCs	Green	10	10	100%	0	0	24/7		



FEMA

FEMA's mission is to support our citizens and first responders to ensure that as a nation we work together to build, sustain, and improve our capability to prepare for, protect against, respond to, recover from, and mitigate all hazards.