



FEMA

Daily Operations Briefing

Tuesday, April 22, 2014

8:30 a.m. EDT

Mudslide Recovery - Washington



March 22, 2014

- Large mudslide occurred in Snohomish County (pop. 746k) near town of Oso (pop. 180)

Impacts

- ▲ 41 (+2) confirmed fatalities; 39 positively identified; 2 (-2) people remain missing
- 43 structures affected (37 destroyed and 6 damaged)

State/Local

- WA State & Snohomish County EOCs remain activated
- ▲ Type III IMT arrived April 21 and the Type II IMT demobilizing April 24
- ▲ 134 (-55) National Guard supporting operations
- Red Cross Family Care Centers open to support response teams

Federal

- USFS IMT and FEMA IST working with the county on a transition plan
- Major Disaster Declaration FEMA-4168-DR approved April 2, 2014
- Three DRCs open; JFO remains operational in Everett, WA
- US&R Status
 - WA TF-1 demobilized Apr 19 and returned to home station
 - IST Blue - 10 members will remain onsite through April 23, 2014
 - ▲ 4 (+2) Canine Search Teams will remain deployed until 4/23
- Region X RRCC remains at Watch/Steady State; IMAT deployed; LNO deployed to WA SEOC



<http://snohomishcountywa.gov/2356/Photos>

Disaster Requests & Declarations



Declaration Requests in Process		Requests APPROVED (since last report)	Requests DENIED (since last report)
1	Date Requested	0	0
IN – DR (Appeal) Severe Winter Storm	April 8, 2014		

Disaster Amendments



Amendment	Effective Date	Action
Amendment No.1 FEMA-4167-DR-NC	March 31, 2014	Appointing Elizabeth Turner as FCO

Joint Preliminary Damage Assessments

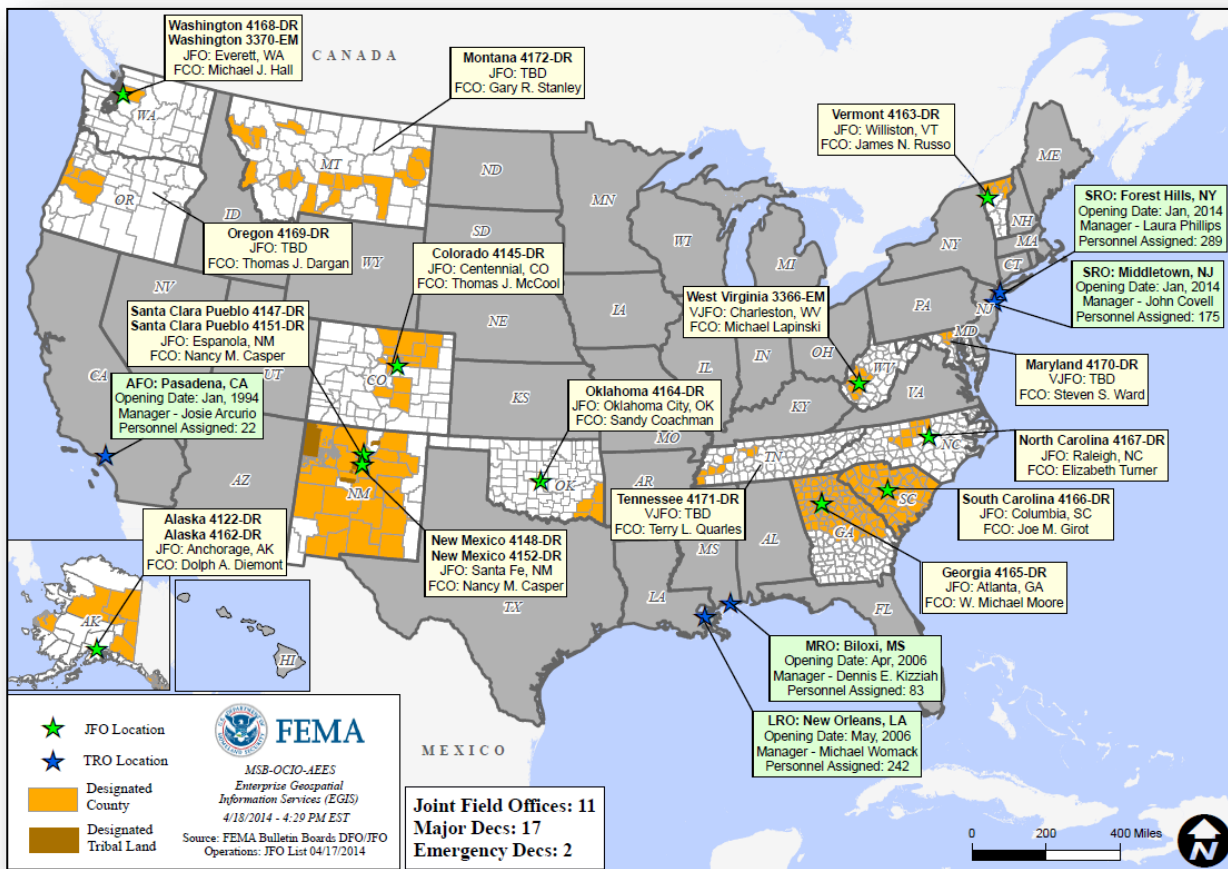


Region	State / Location	Event	IA/PA	Number of Counties		Start – End
				Requested	Complete	
X	WA	Mudslide March 22, 2014	IA	1	1	3/22 – 3/26
			PA	1	0	3/22 - TBD

Open Field Offices as of April 22, 2014



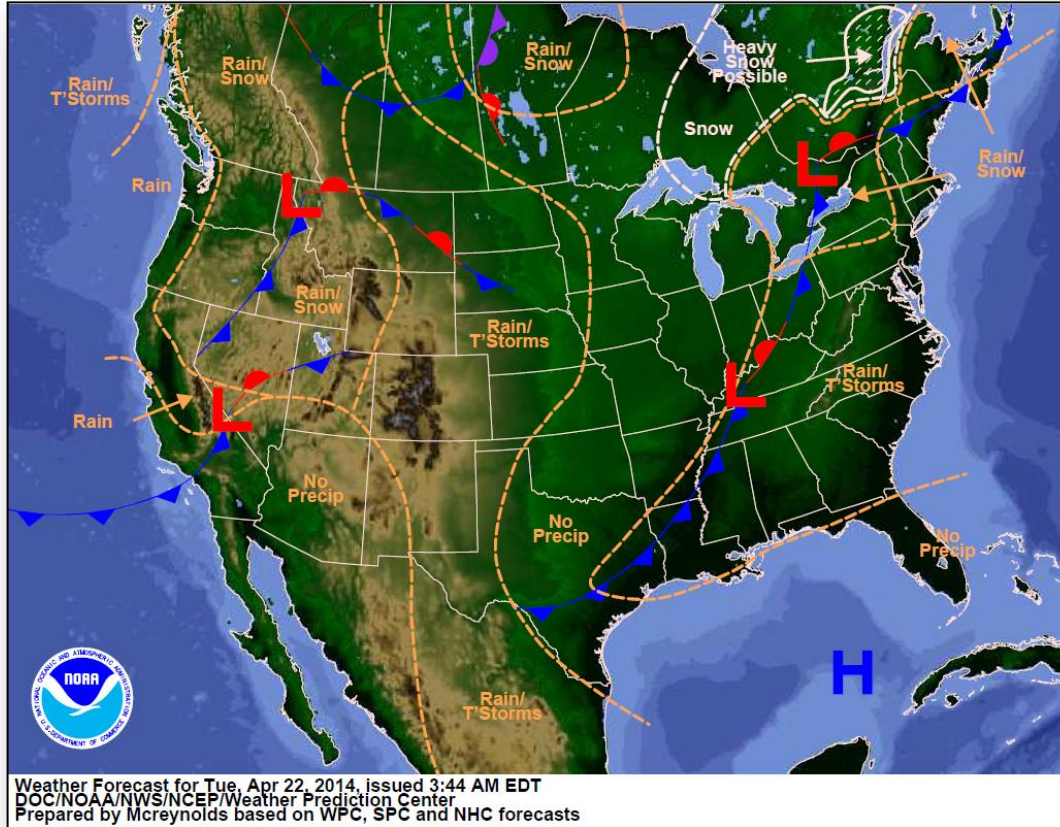
FEMA



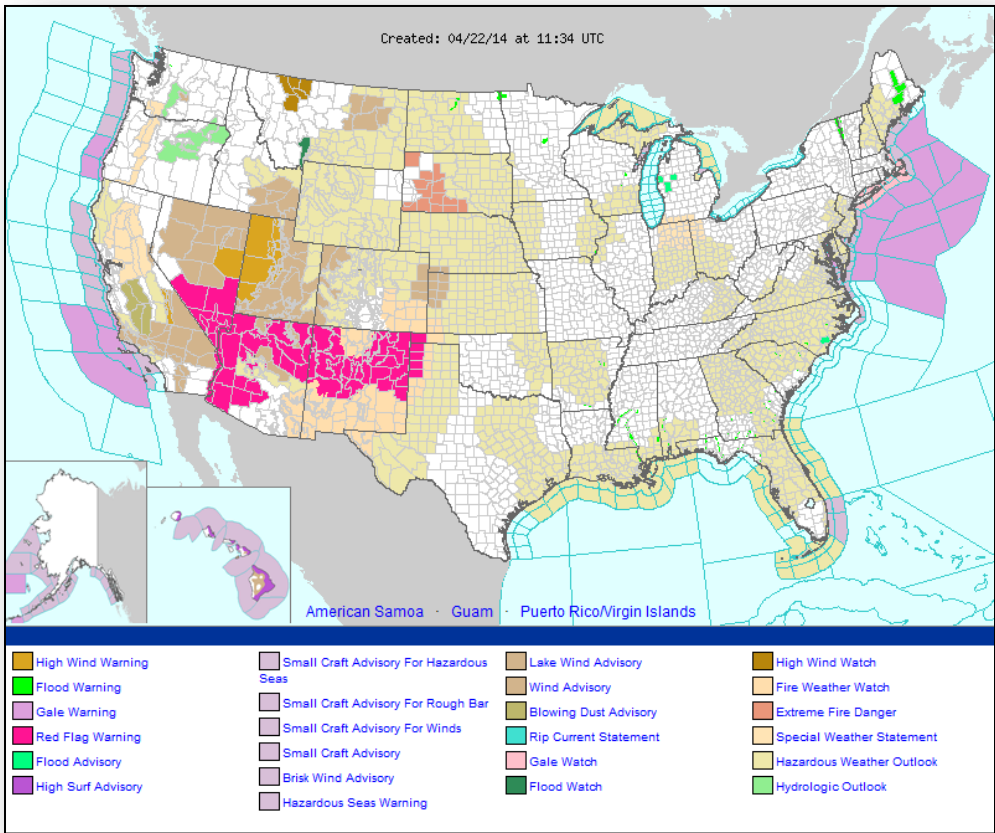
National Weather Forecast



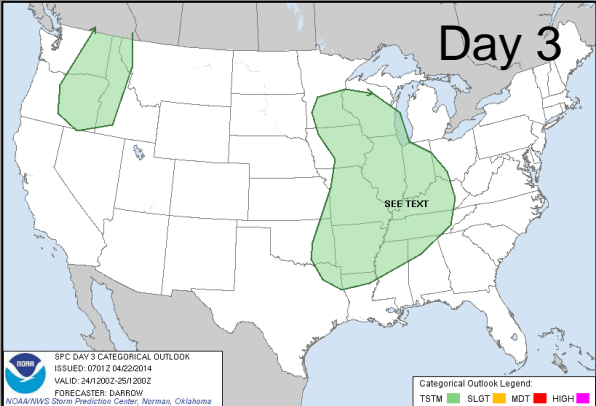
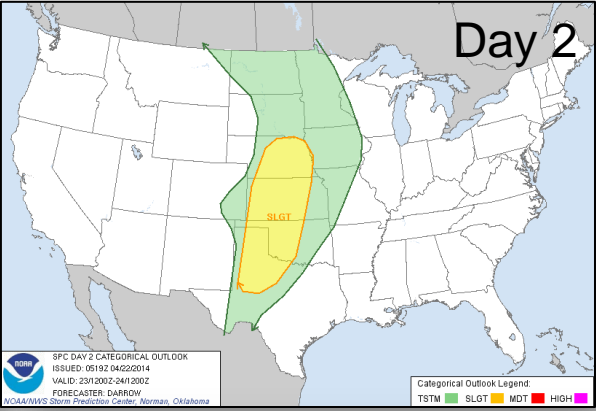
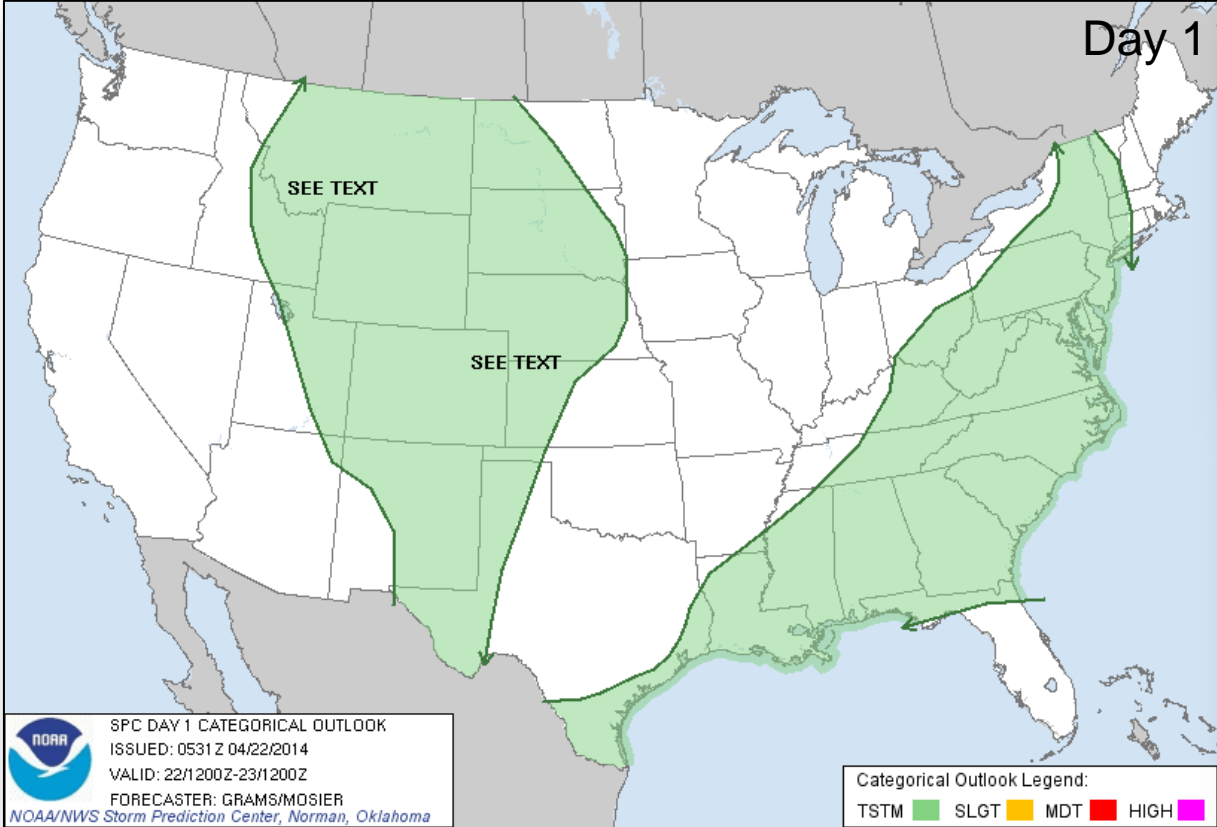
FEMA



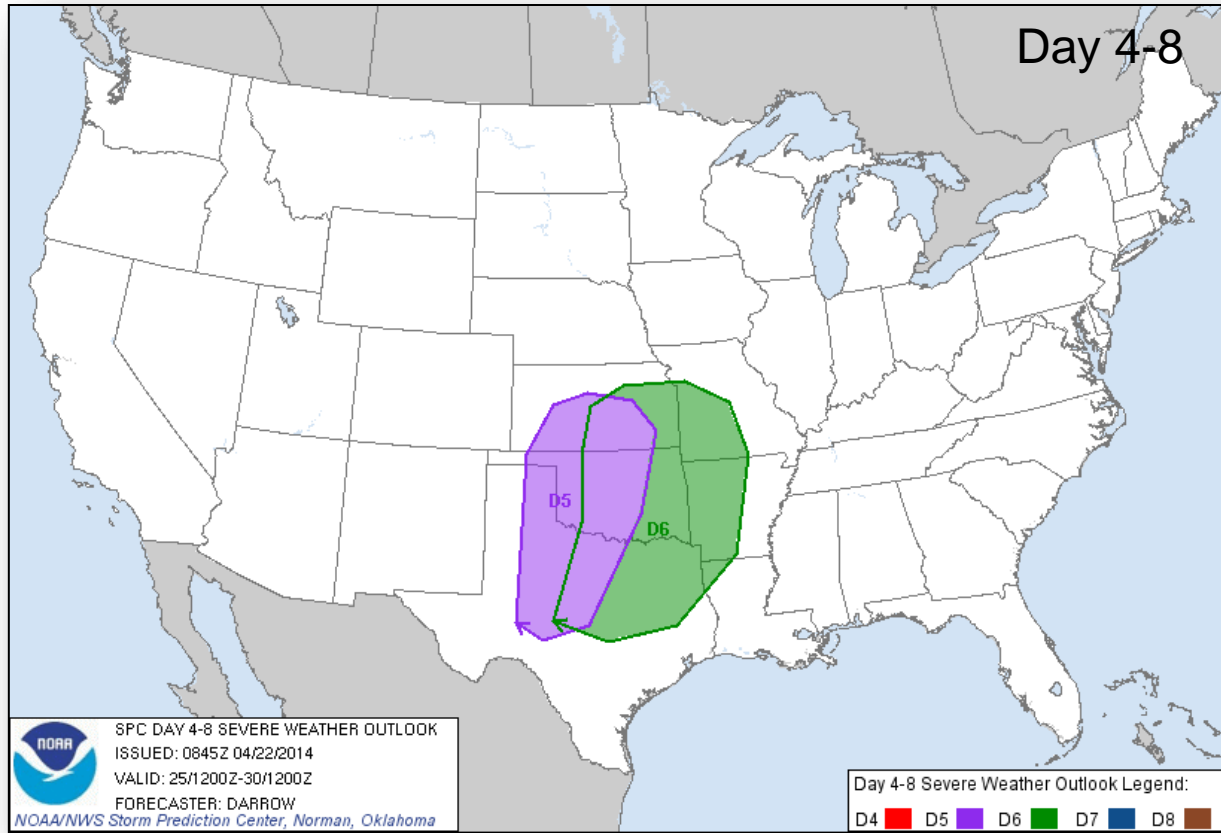
Active Watches/Warnings



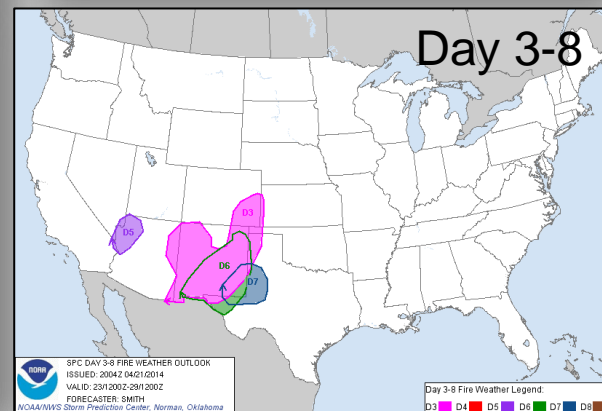
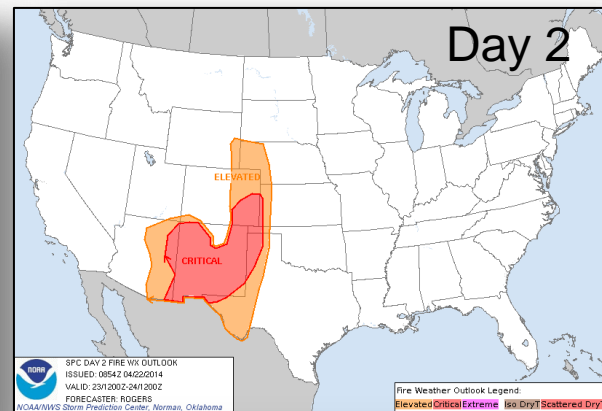
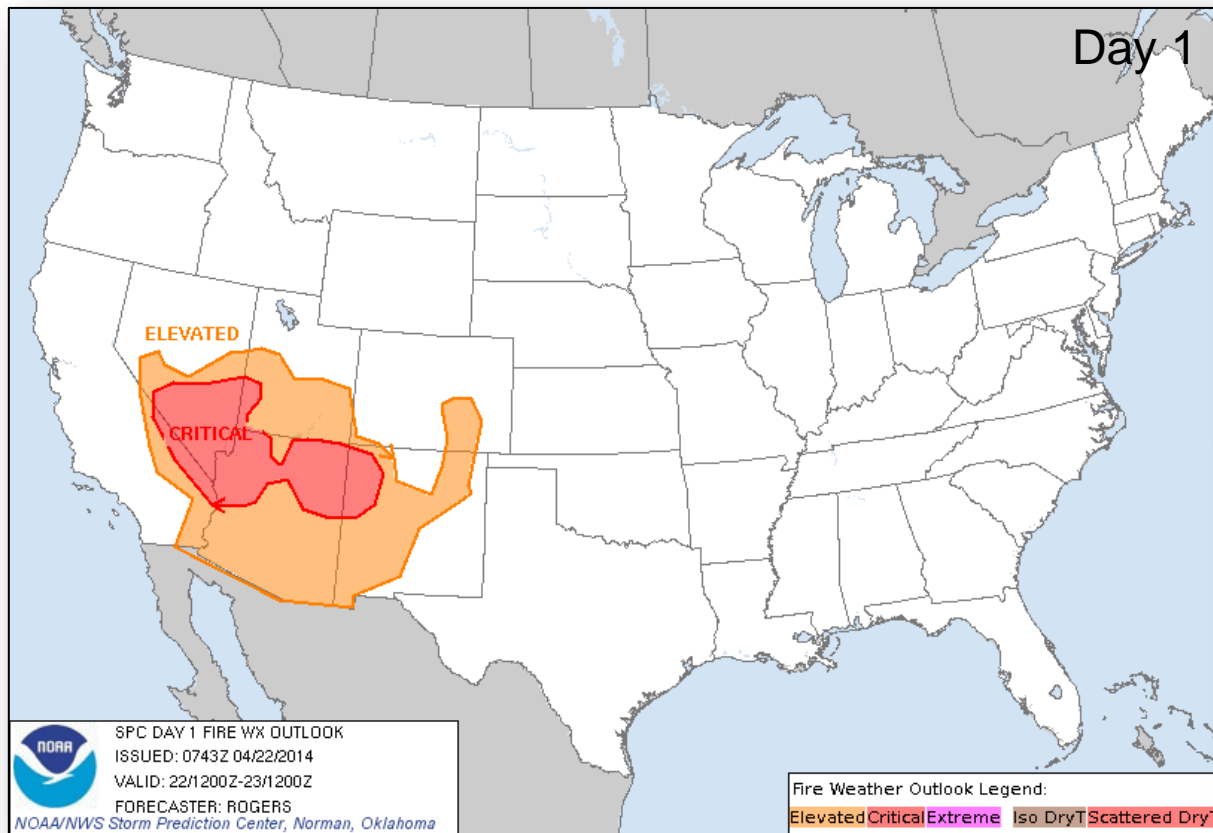
Convective Outlook – 3 Day



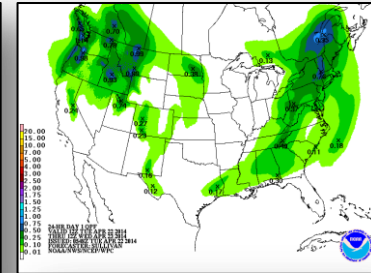
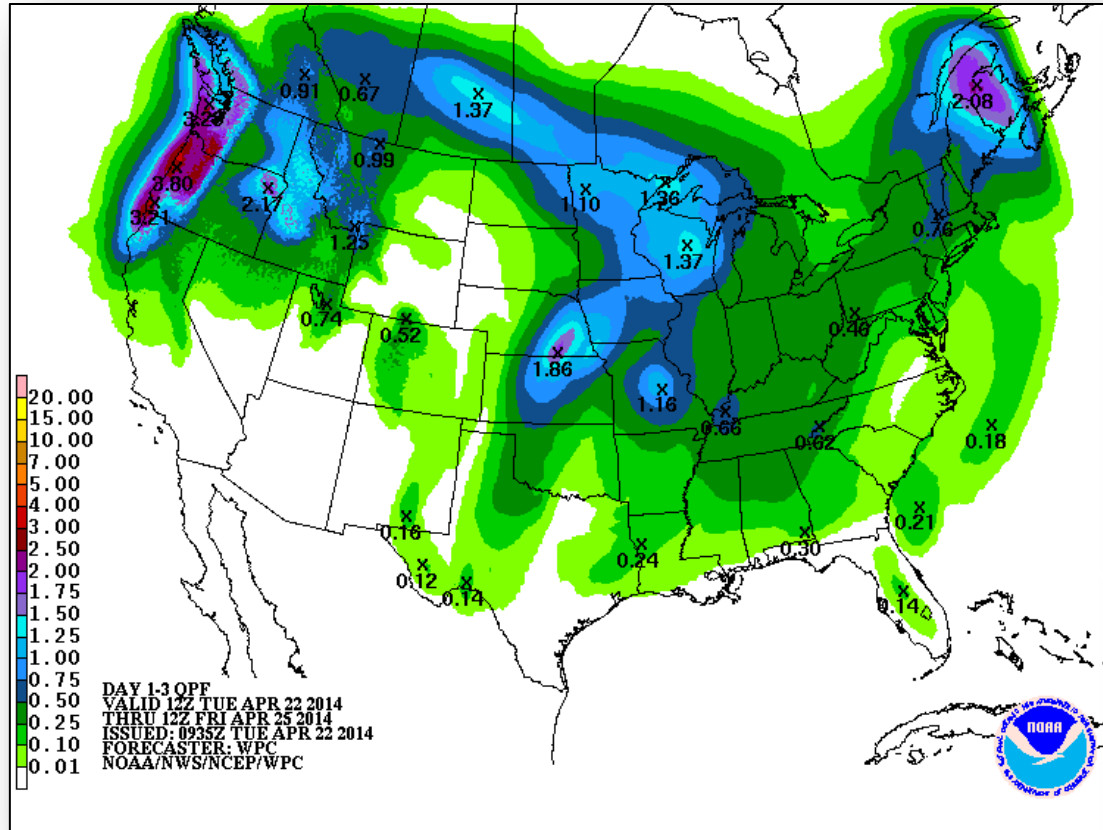
Severe Weather Outlook – Days 4 - 8



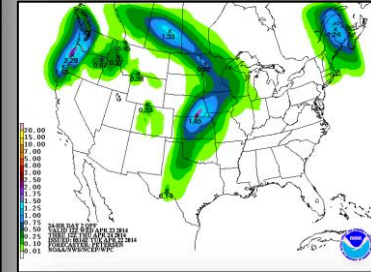
Critical Fire Weather Areas, Days 1 – 8



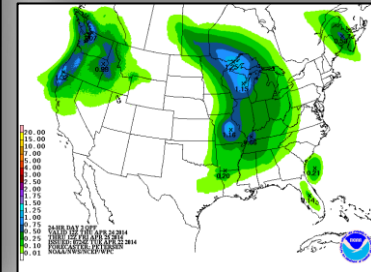
Precipitation Forecast – 3 Day



Day 1

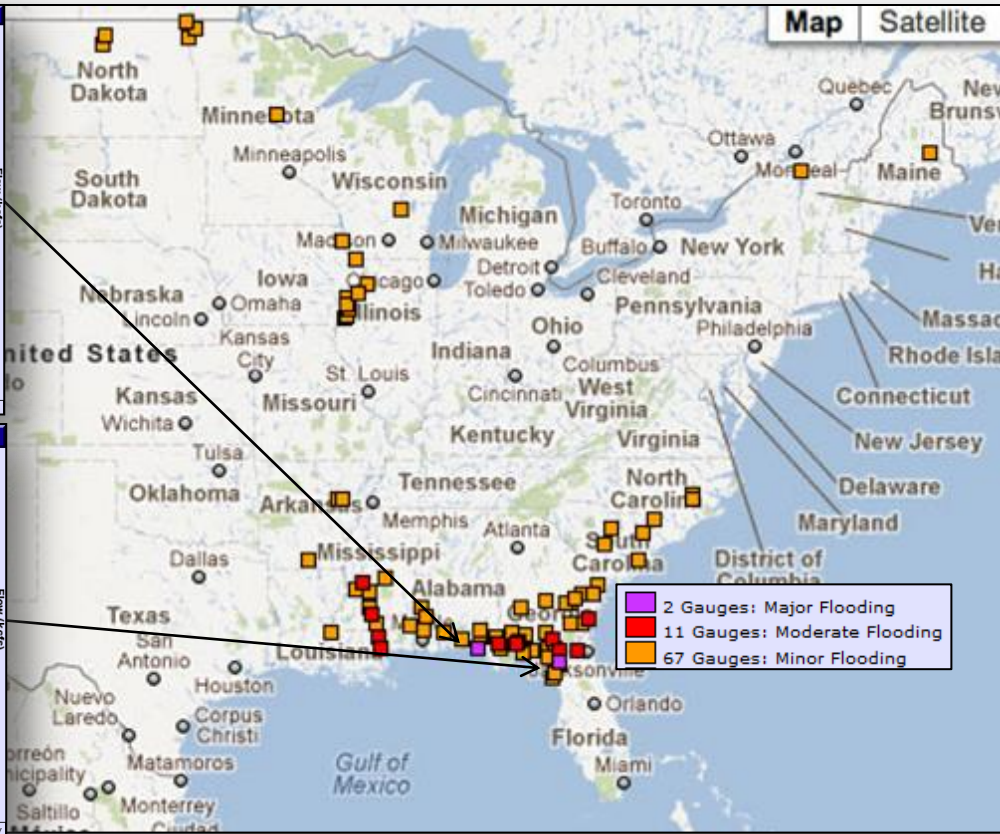
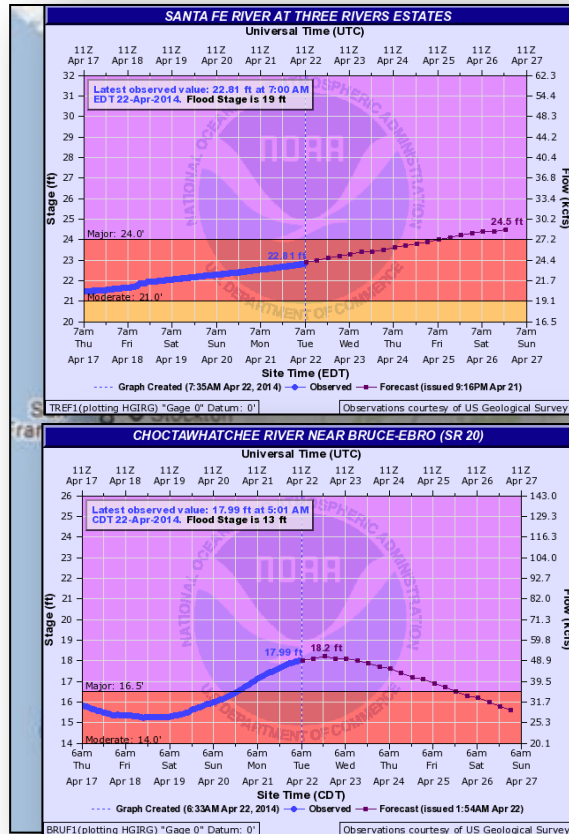


Day 2

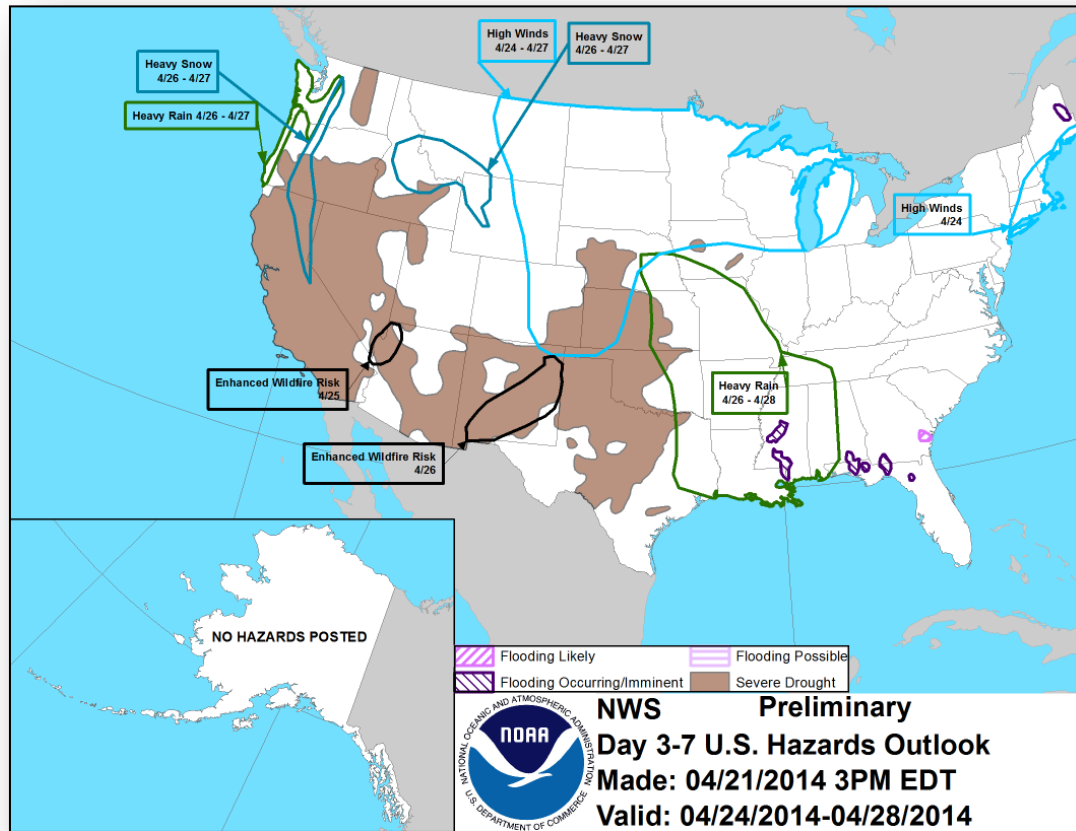


Day 3

River Forecast



Hazard Outlook: April 24 – 28



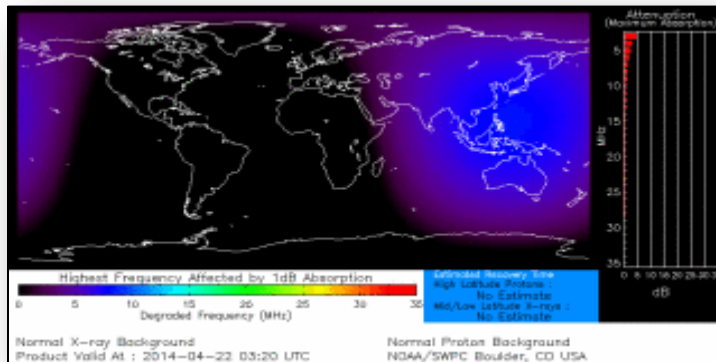
Space Weather



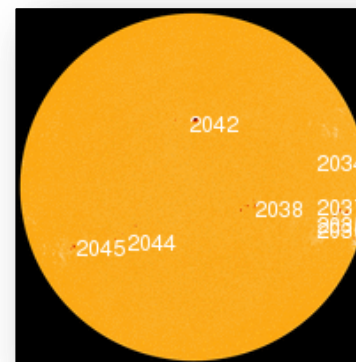
FEMA

NOAA Scales Activity (Range: 1/minor to 5/extreme)	Past 24 Hours	Current	Next 24 Hours
Space Weather Activity:	None	None	None
• Geomagnetic Storms	None	None	None
• Solar Radiation Storms	None	None	None
• Radio Blackouts	None	None	None

HF Communication Impact



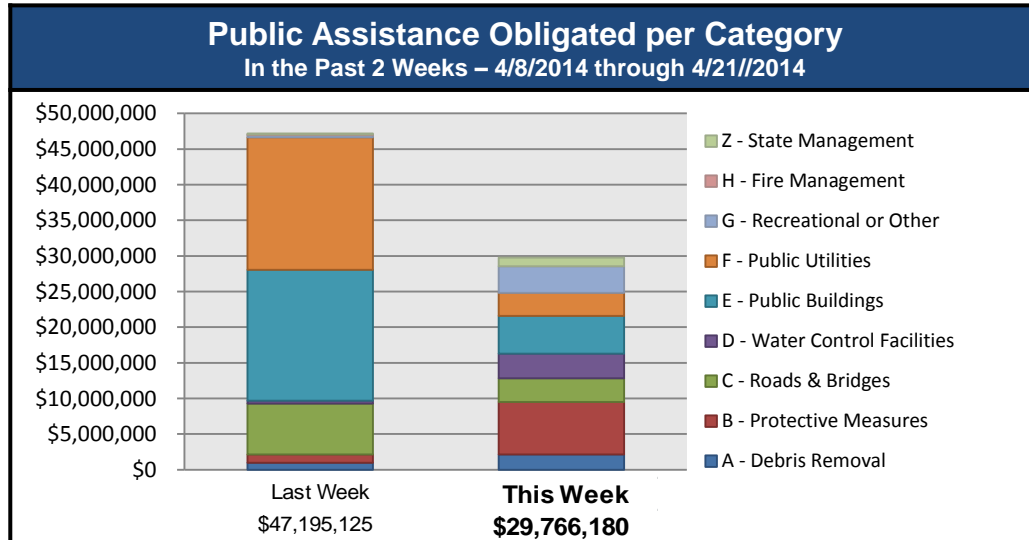
Sunspot Activity



Public Assistance Grant Program



PA Project Worksheets Obligated in past week, as of April 21, 2014 at 1400 EDT										
PA Category	Emergency Work		Permanent Work							Total
	A - Debris Removal	B - Protective Measures	C - Roads & Bridges	D - Water Control Facilities	E - Public Buildings	F - Public Utilities	G - Recreational or Other	H - Fire Management	Z - State Management	
Number Of PWs Obligated	14	24	52	17	36	11	22	0	18	194
This Week	\$2,134,178	\$7,377,122	\$3,317,791	\$3,456,153	\$5,318,996	\$3,227,390	\$3,724,641	\$0	\$1,209,909	\$29,766,180

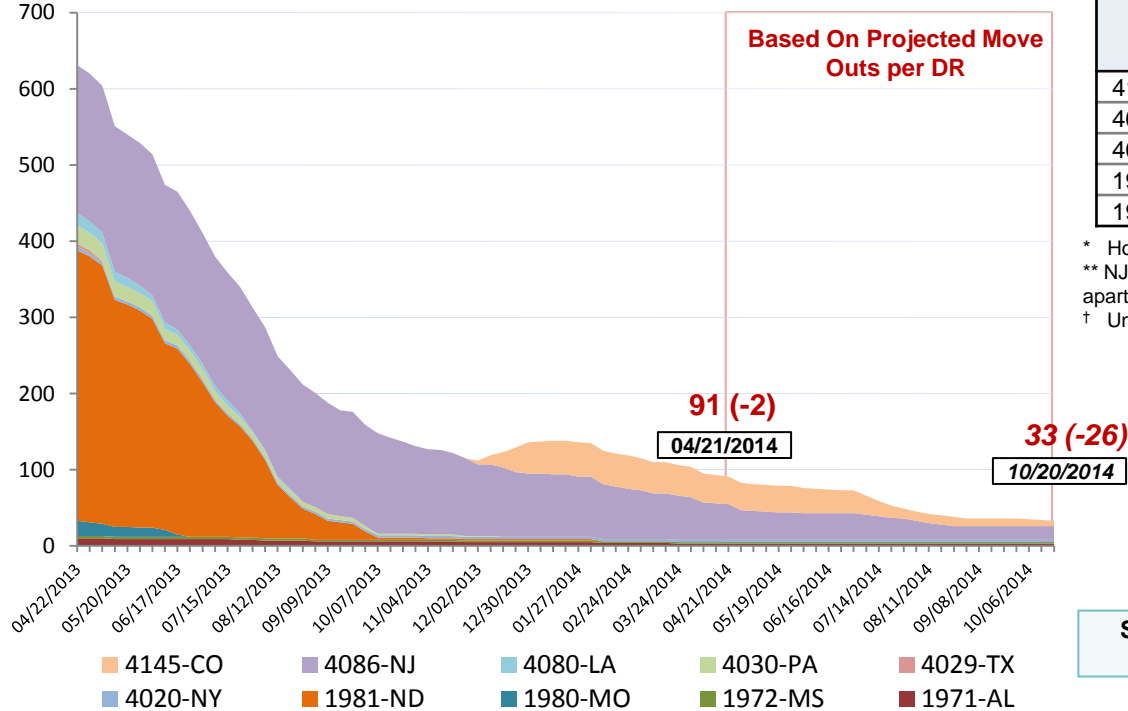


- PA Highlights**
- On 4/16 Public Assistance leadership met with a Congressional delegation from Vermont, led by Senator Leahy's office, to discuss specific projects and other PA program matters
 - On 4/15 \$2.6 million was obligated to Long Beach Medical Center for emergency protective measures as a result of damages caused by Hurricane Sandy DR-4085

Direct Housing



Total Households in FEMA Direct Housing per State
 Past Year per Week, Apr 22, 2013 – Apr 21, 2014, Projected to Oct 20, 2014
 There are currently **91** Households in Temporary Housing

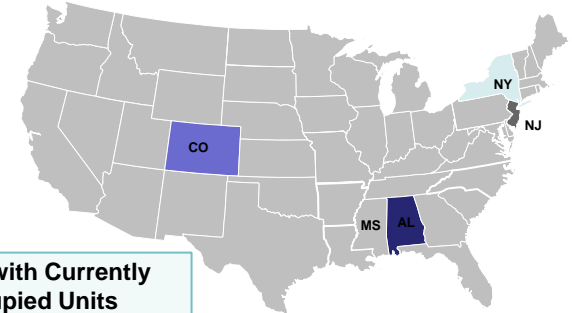


DR	IA Declaration Date	Program End Date	Current # of Households in Direct Housing (Weekly Change)
4145-CO	09/14/2013	03/14/2015	36 (-1)
4086-NJ* **	10/30/2012	08/31/2014	47 (-1)
4020-NY [†]	08/31/2011	06/01/2013	3 (0)
1972-MS [†]	04/29/2011	10/29/2012	2 (0)
1971-AL [†]	04/28/2011	10/28/2012	3 (0)

* Housing Program has been extended

** NJ - Includes **20 (-1)** households in MHUs; **27 (0)** households in Ft Monmouth apartments

[†] Units are under authority of Department of Justice

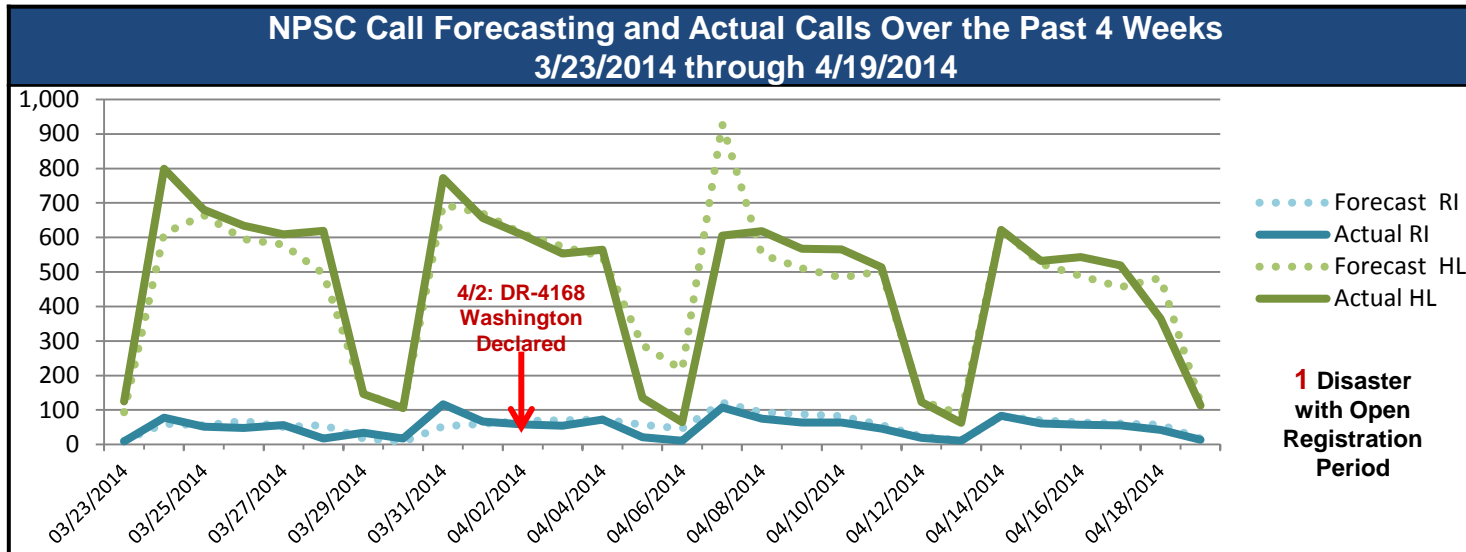


States with Currently Occupied Units

NPSC Activity



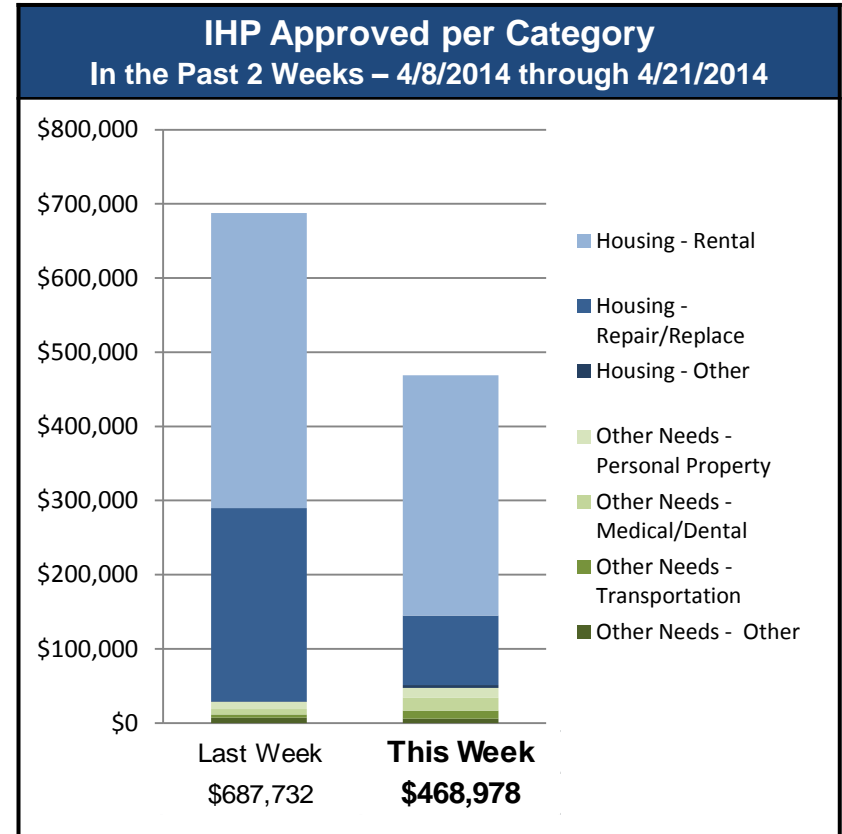
NPSC Call Activity in the Past Week 4/13/2014 through 4/19/2014					
Call Type	Forecasted Calls	Number of Calls	Average Answer Time	Maximum Answer Time	Minimum Answer Time
Registration Intake (RI)	362	323	:13	:29	:09
Helpline (HL)	2,781	2,757	:12	:41	:06
All Calls	3,143	3,080	:12	:41	:06



Individual Assistance Activity



	Individuals and Households Program Activity in past week, as of April 21, 2014		
IHP – Open Registration	DR-4168-Washington Dec. - 4/2/14 End - 6/2/14		
	Assistance Type	Survivors Approved	Amount Approved
	Housing Assistance	25	\$295,738
	Other Needs Assistance	2	\$3,708
	Total IHP	\$299,446	
Other IHP Active	12 DRs IHP Programmatically Open – Closed Registration		
	Assistance Type	Survivors Approved	Amount Approved
	Housing Assistance	121	\$125,824
	Other Needs Assistance	17	\$43,709
	Total IHP	\$169,533	
	Grand Total	\$468,978	



FEMA Readiness – Deployable Teams/Assets



Deployable Teams/Assets									
Resource	Status	Total	Available		Partially Available	Not Available	Deployed Activated	Comments	Rating Criterion
FCO		39	17	53%	0	5	16	OFDC Readiness: FCO Green Yellow Red Type 1 3+ 2 1 Type 2 4+ 3 2 Type 3 4 3 2	FDRC 3 2 1
FDRC		9	6	56%	0	0	3		
US&R		28	26	93%	1	1	0	<ul style="list-style-type: none"> NM-TF1 (Yellow – Conditional) IST Blue deployed to WA WA-TF1 (Red-NMC) Demobilized from Washington 	<ul style="list-style-type: none"> Green = Available/FMC Yellow = Available/PMC Red = Out-of-Service Blue = Assigned/Deployed
National IMAT		3	2	67%	0	0	1	<ul style="list-style-type: none"> IMAT West deployed to WA for mudslide 	<ul style="list-style-type: none"> Green: 3 avail Yellow: 1 avail Red: 0 avail <i>Individual N-IMAT red if 50% of Section Chiefs and/or Team Leader is unavailable for deployment.</i>
Regional IMAT		13	6	46%	0	2	4	<ul style="list-style-type: none"> Region IV deployed to NC & SC Region VI deployed to OK Region X deployed to WA <u>Not Mission Capable:</u> <ul style="list-style-type: none"> Region V: Personnel shortages Region VII: Personnel/equipment shortages Region IX: Personnel shortages 	<ul style="list-style-type: none"> Green: 7 or more avail Yellow: 4 - 6 teams available Red: > 8 teams deployed/unavailable <i>R-IMAT also red if TL Ops/Log Chief is unavailable and has no qualified replacement.</i>
MCOV		55	50	91%	0	2	3	<ul style="list-style-type: none"> 2 not available – maintenance 3 deployed to WA for mudslide 	<ul style="list-style-type: none"> Green = Available/FMC Yellow = Available/PMC Red = Out-of-Service Blue = Assigned/Deployed

FEMA Readiness – National/Regional Teams



National/Regional Teams									
Resource	Status	Total	Available		Partially Available	Not Available	Deployed/ Activated	Comments	Rating Criterion
NWC		5	5	100%	0	0	24/7		<div>• Green = FMC</div> <div>• Yellow = PMC</div> <div>• Red = NMC</div>
NRCC		2	356	93%	0	26	Not Activated		
HLT		1	1	100%	0	0	Not Activated		
DEST							Not Activated		
RRCCs		10	10	100%	0	0	Not Activated		
RWCs/MOCs		10	10	100%	0	0	24/7		



FEMA

FEMA's mission is to support our citizens and first responders to ensure that as a nation we work together to build, sustain, and improve our capability to prepare for, protect against, respond to, recover from, and mitigate all hazards.