



FEMA

Daily Operations Briefing

Friday, April 25, 2014

8:30 a.m. EDT

Significant Activity: Apr 24 - 25



Significant Events: No significant activity

Significant Weather:

- Severe thunderstorms possible – Mid-Atlantic
- Red Flag Warnings/Elevated/Critical Fire Weather Areas: CA, NV, AZ, NM & CO
- Space Weather: Past 24 hours: R3 (Strong) radio blackouts occurred; next 24 hours: none predicted

FEMA Readiness: No significant changes

Disaster Activity: Amendment No. 3 to FEMA-4165-DR-GA

Disaster Amendments




Amendment	Effective Date	Action
Amendment No. 3 to FEMA-4165-DR-GA	April 24, 2014	Adds Madison County for Public Assistance

JFO COP as of April 25, 2014



JFO	Event Nbr	Date Opened	Est Closed Date	Op Period End	# of Counties Declared	Level	# of JFO Staff	
North Carolina	4167	04/04/2014		04/30/2014	9	III	43	21 0
Maryland	4170	04/21/2014	06/27/2014		3	III	8	63 67
Georgia	4165	03/20/2014	06/20/2014		45	III	83	36 56 92
West Virginia	3366	04/10/2014	07/03/2014	04/18/2014	9	III	5	15 69 84
South Carolina	4166	03/13/2014	06/13/2014	04/03/2014	21	III	92	43 49 92
Washington	4168	03/24/2014		03/30/2014	1	III	144	32 0
Tennessee	4171	04/16/2014	06/30/2014	04/25/2014	8	III	0	9 66 75
Oregon	4169	04/18/2014		04/18/2014	4	III	40	7 0
New Mexico	4147/4151-SCP	09/27/2013	05/23/2014	05/07/2014	1	III	38	210 28 238
Oklahoma	4164	02/04/2014	05/23/2014	05/07/2014	4	III	41	80 28 108
New Mexico	4148/4152	10/24/2013	06/13/2014	05/02/2014	24	III	130	183 49 232

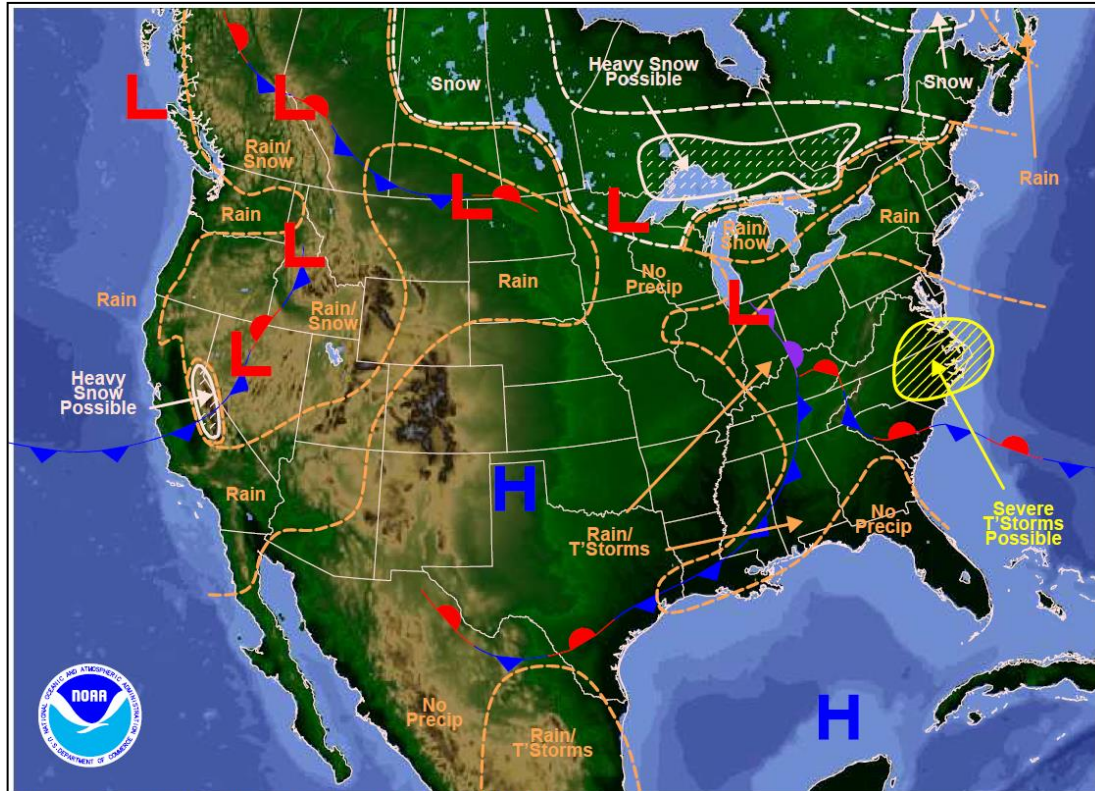
 # Days Open

 # Days Until Close

National Weather Forecast



FEMA

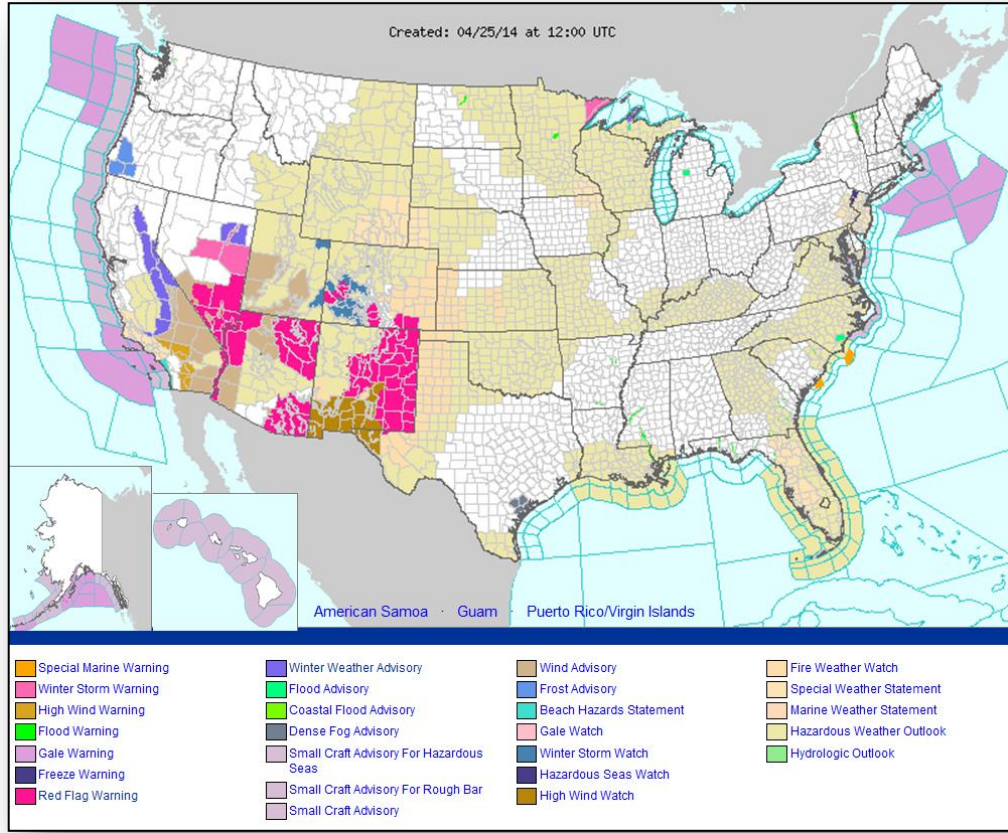


Weather Forecast for Fri, Apr 25, 2014, issued 3:16 AM EDT
DOC/NOAA/NWS/NCEP/Weather Prediction Center
Prepared by McCreynolds based on WPC, SPC and NHC forecasts

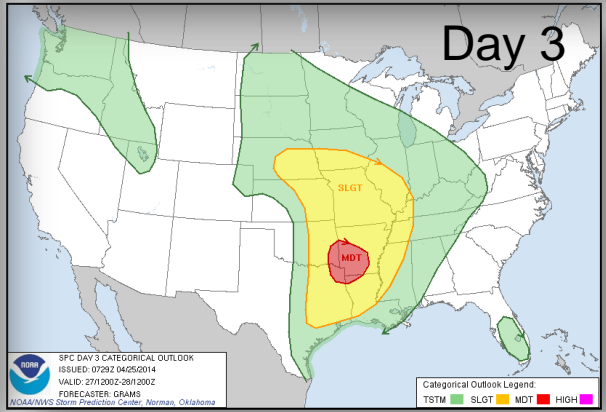
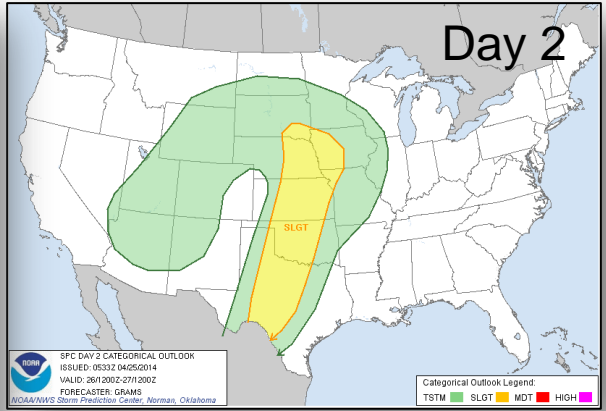
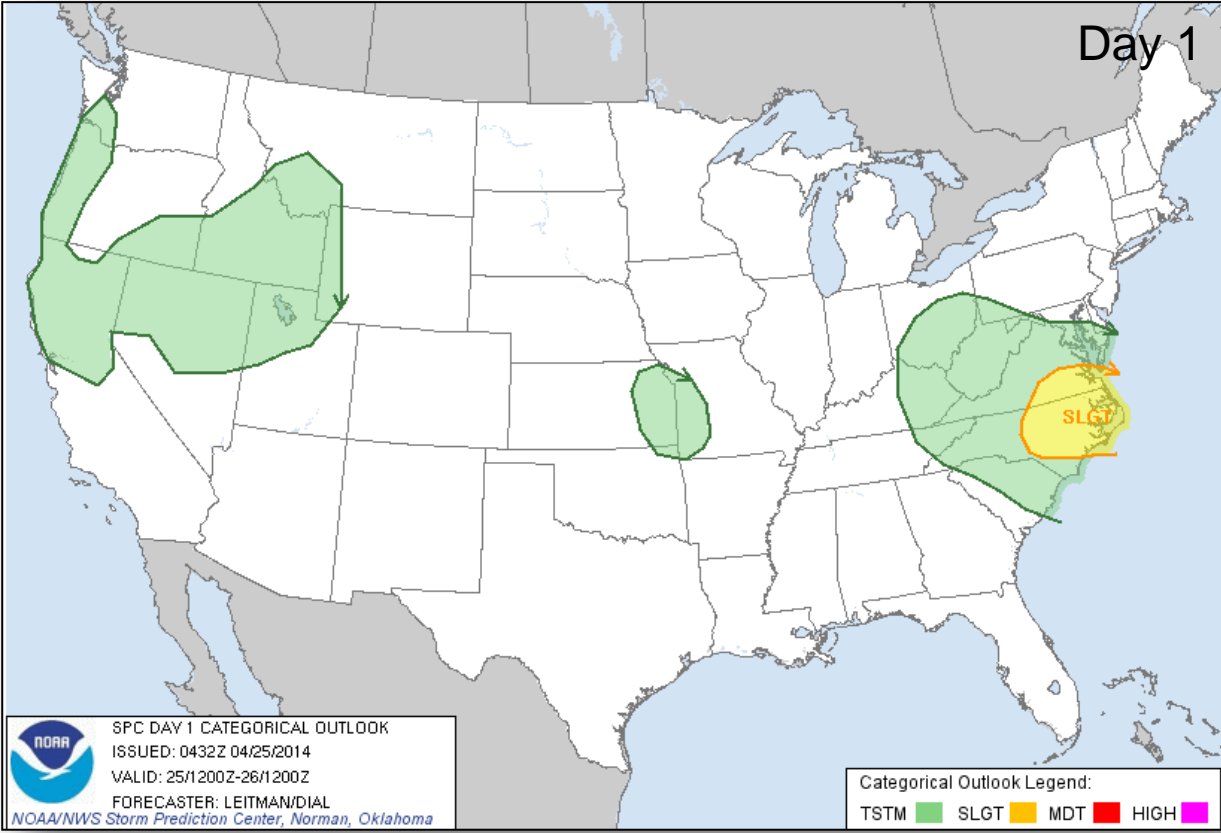
Active Watches/Warnings



FEMA



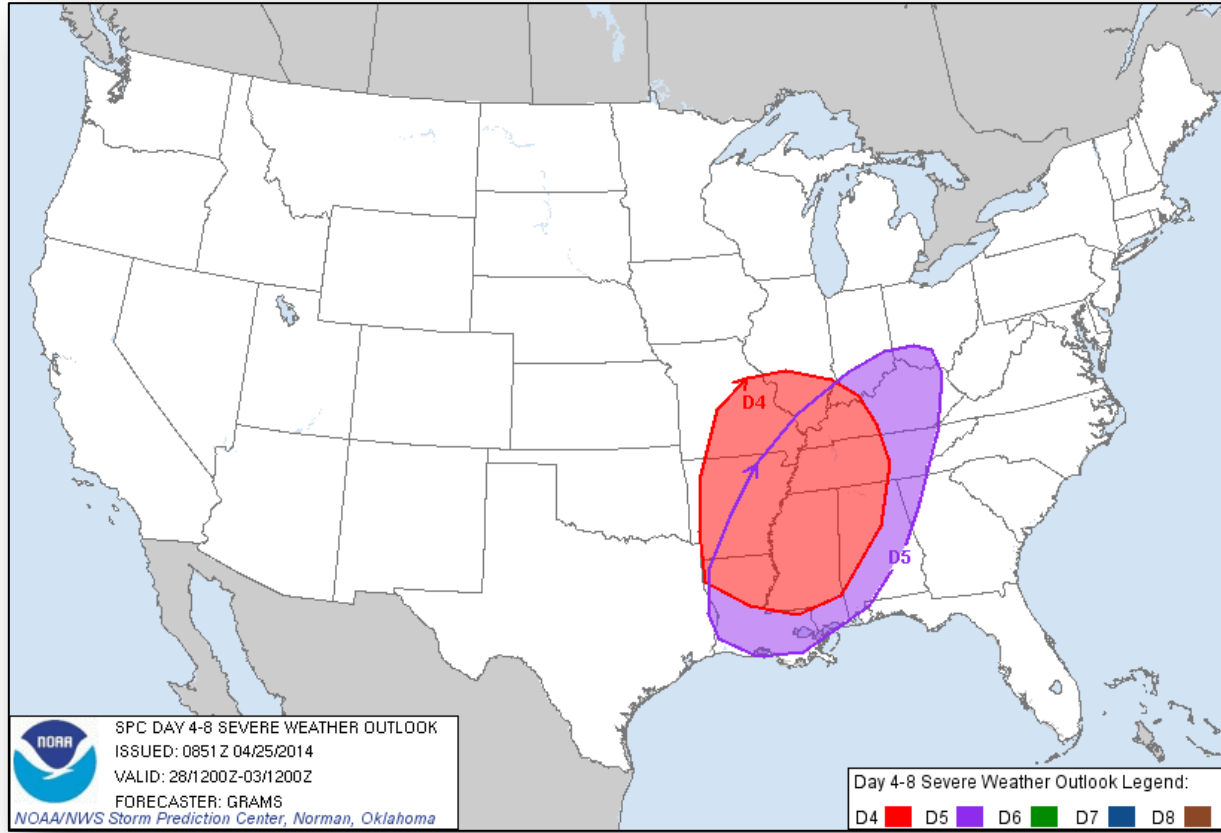
Convective Outlook – 3 Day



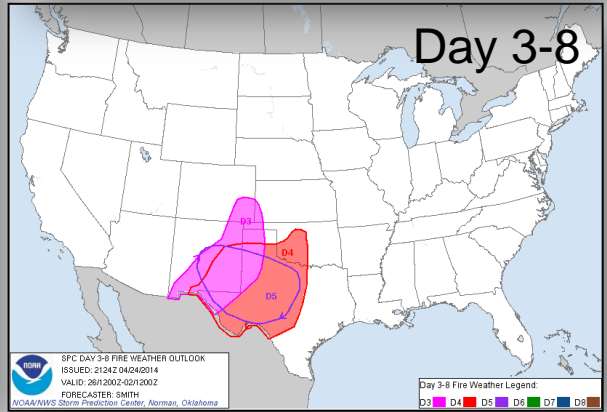
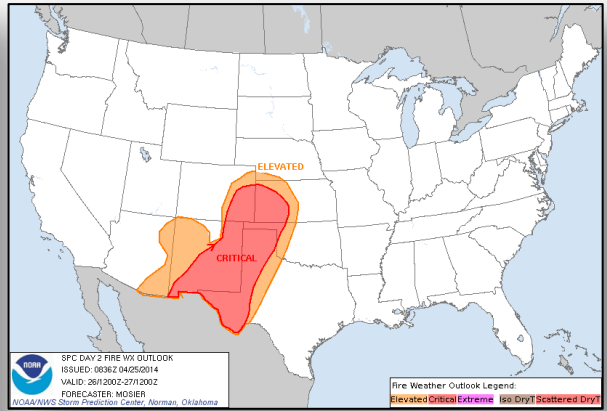
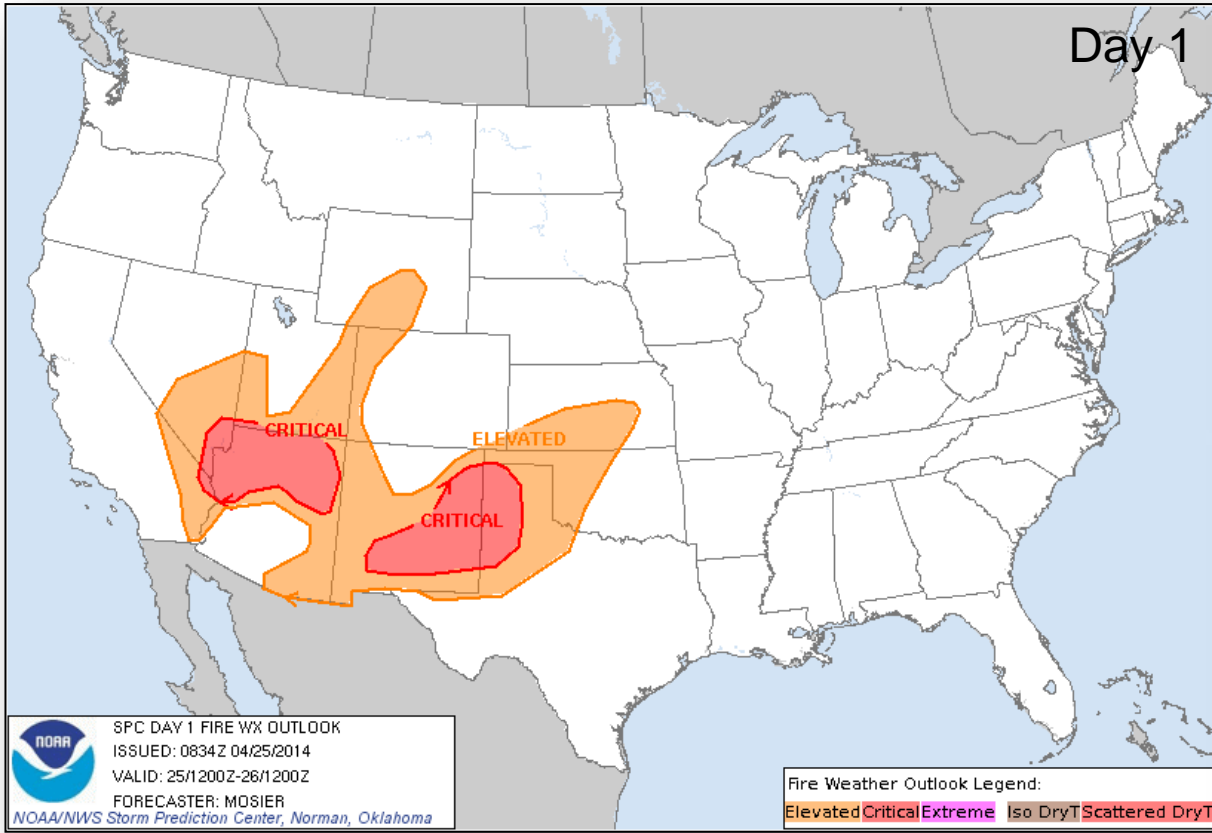
Severe Weather Outlook – Days 4 - 8



FEMA



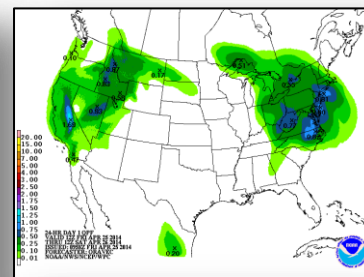
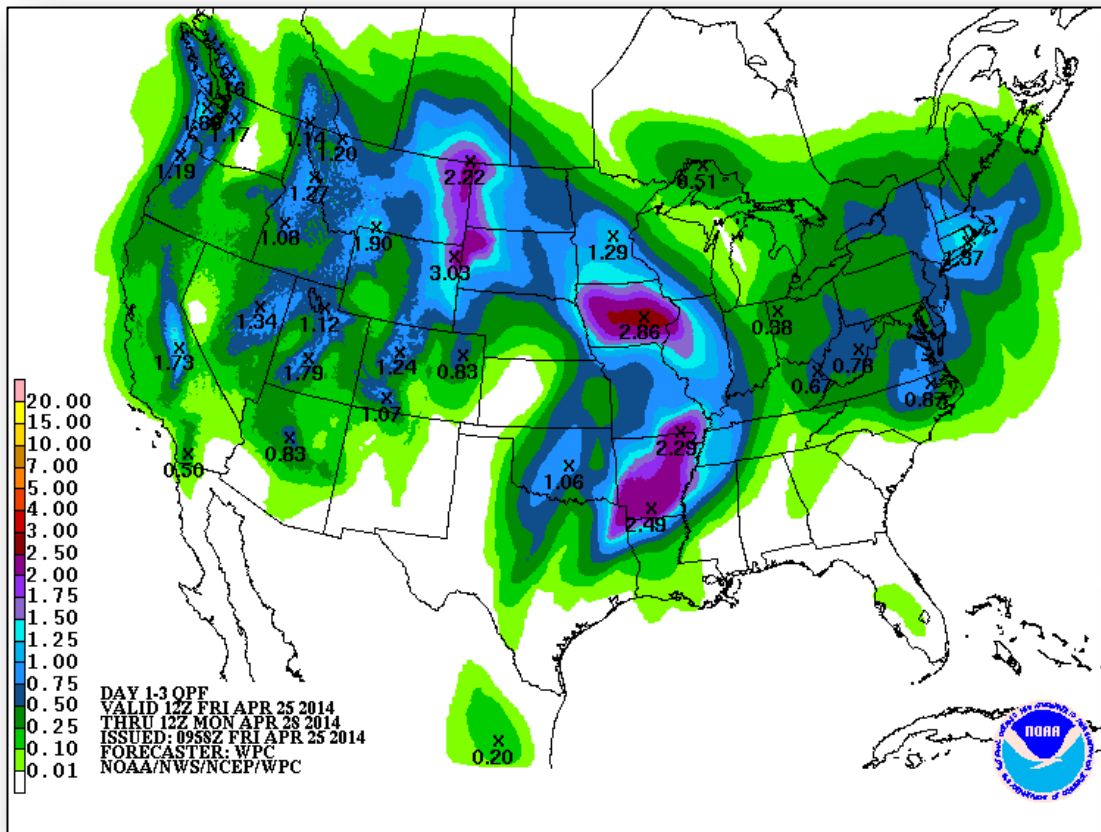
Critical Fire Weather Areas, Days 1 – 8



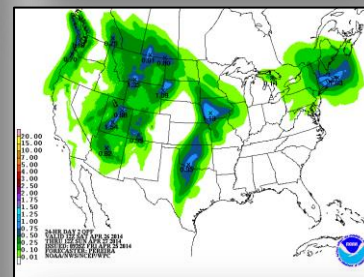
Precipitation Forecast – 3 Day



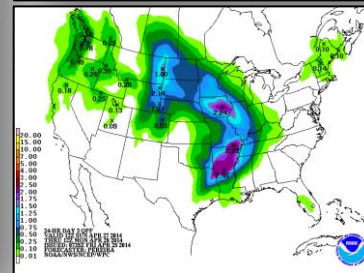
FEMA



Day 1

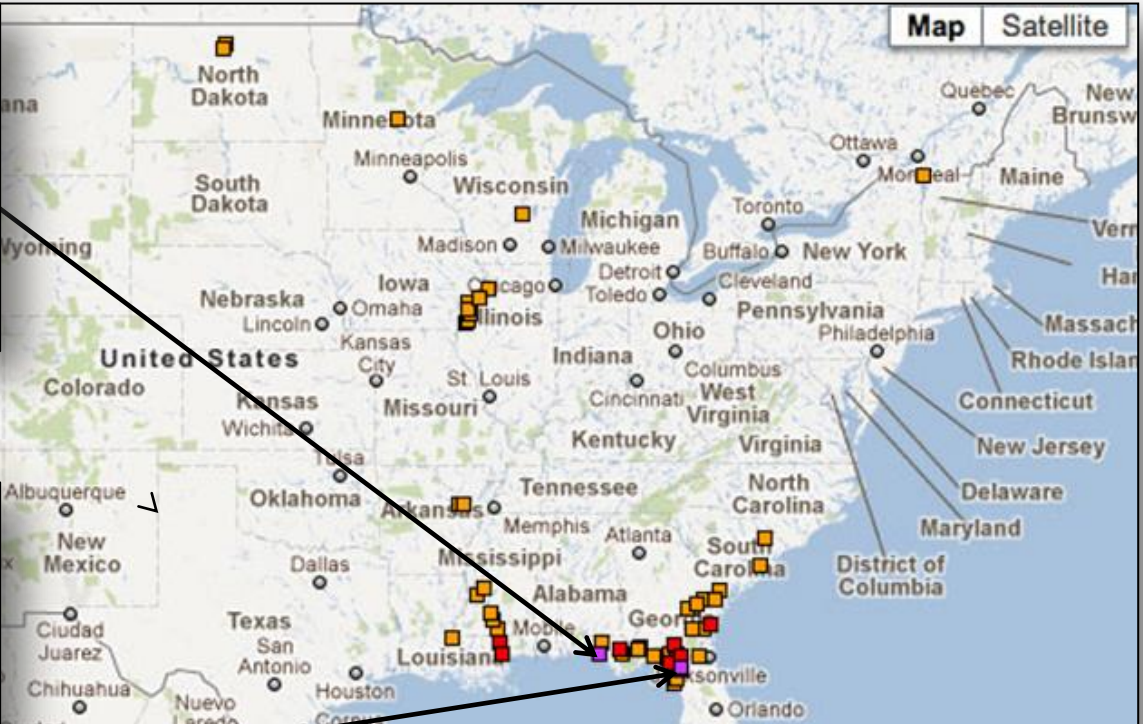
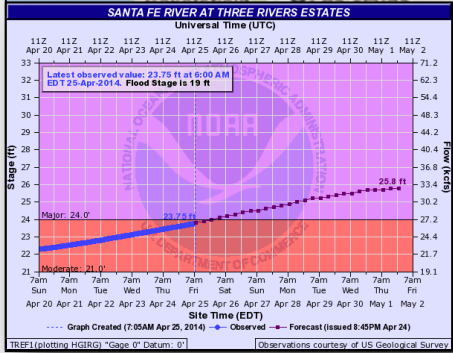
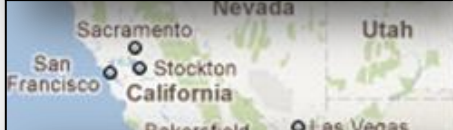
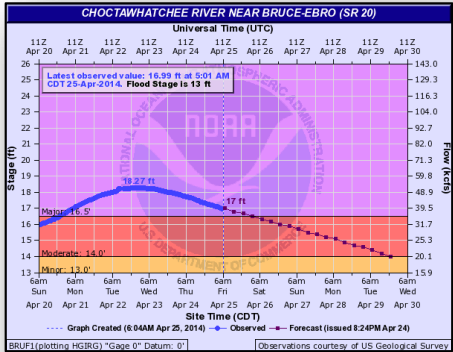


Day 2



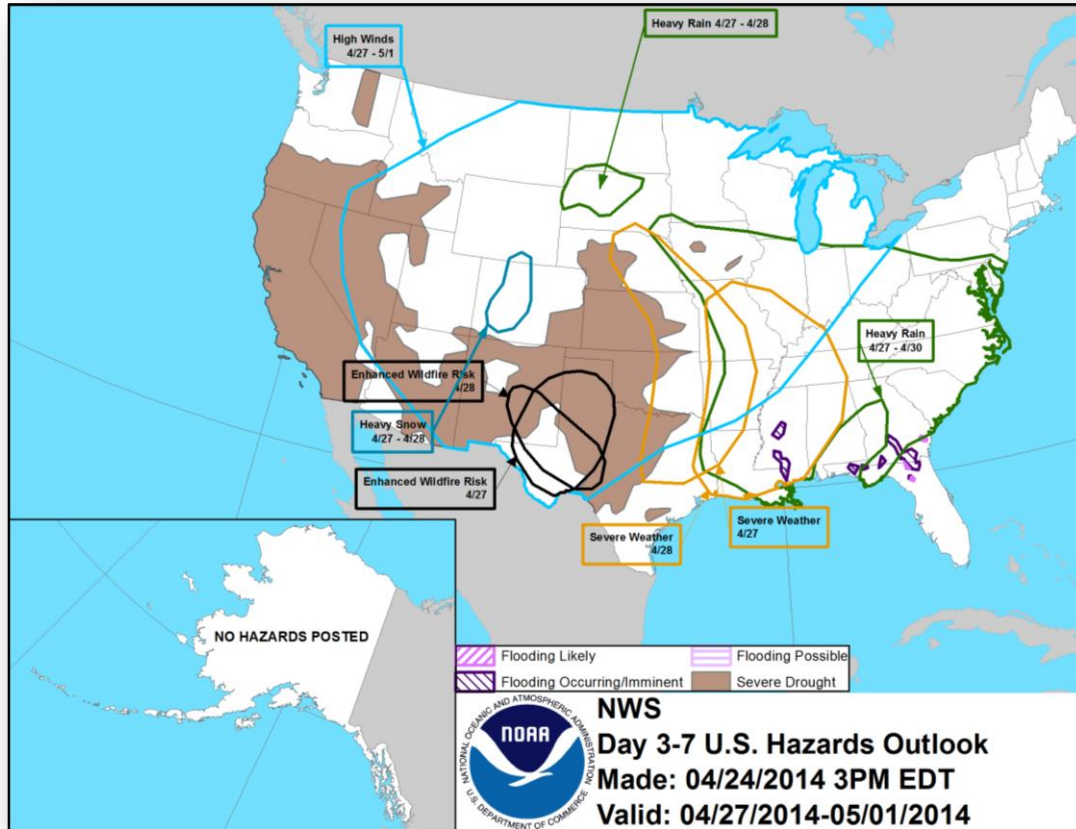
Day 3

River Forecast



- 2 Gauges: Major Flooding
- 10 Gauges: Moderate Flooding
- 41 Gauges: Minor Flooding


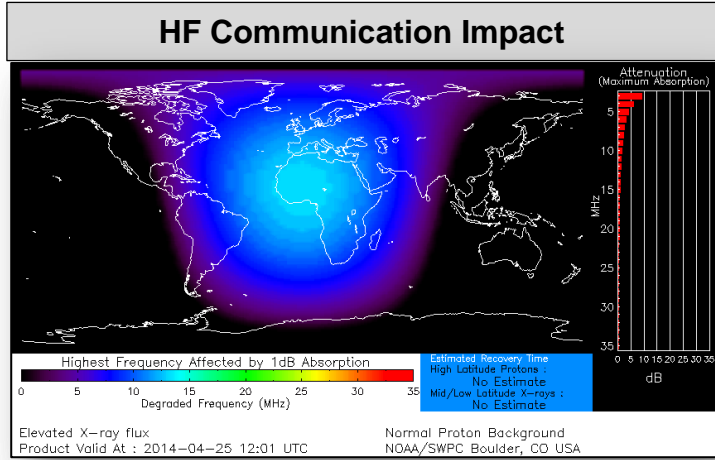
Hazard Outlook: April 27 – May 1



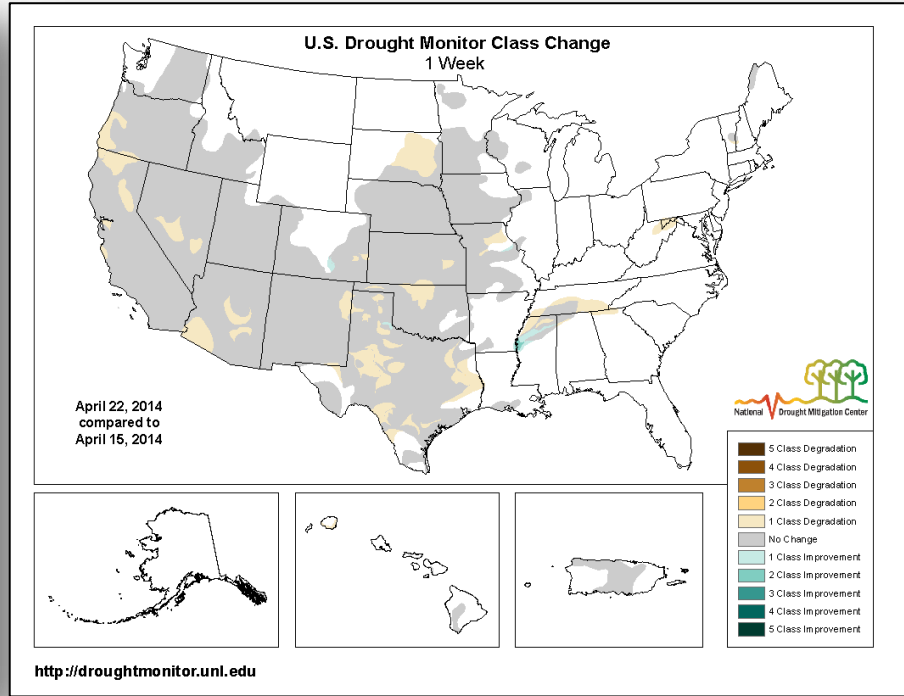
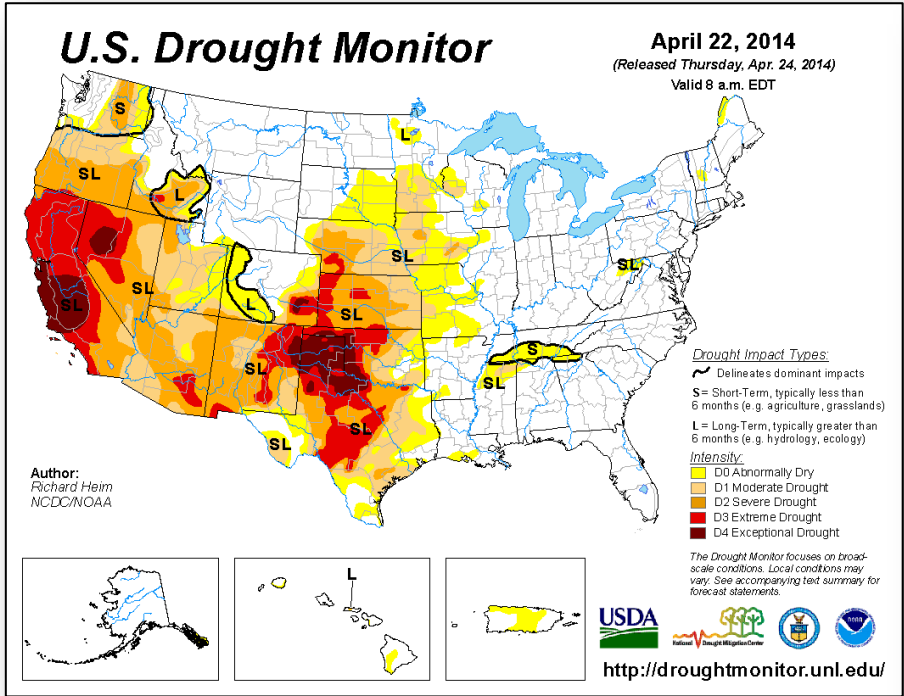
Space Weather



NOAA Scales Activity (Range: 1/minor to 5/extreme)	Past 24 Hours	Current	Next 24 Hours
Space Weather Activity:	Strong	None	None
• Geomagnetic Storms	None	None	None
• Solar Radiation Storms	None	None	None
• Radio Blackouts	R3	None	None



U.S. Drought Monitor – as of April 22



FEMA Readiness – Deployable Teams/Assets



Deployable Teams/Assets									
Resource	Status	Total	Available		Partially Available	Not Available	Deployed Activated	Comments	Rating Criterion
FCO		39	17	53%	0	5	16		OFDC Readiness: FCO Green Yellow Red Type 1 3+ 2 1 Type 2 4+ 3 2 Type 3 4 3 2 FDRC 3 2 1
FDRC		9	6	56%	0	0	3		
US&R		28	25	89%	1	2	0	<ul style="list-style-type: none"> NM-TF1 (Yellow – Conditional) WA-TF1 (Red-NMC) until 4/29 NV-TF1 (Red-NMC) Full-scale EX ETR 4/25 	<ul style="list-style-type: none"> Green = Available/FMC Yellow = Available/PMC Red = Out-of-Service Blue = Assigned/Deployed
National IMAT		3	2	67%	0	0	1	<ul style="list-style-type: none"> IMAT West deployed to WA for mudslide 	<ul style="list-style-type: none"> Green: 3 avail Yellow: 1 avail Red: 0 avail <i>Individual N-IMAT red if 50% of Section Chiefs and/or Team Leader is unavailable for deployment.</i>
Regional IMAT		13	6	46%	0	2	5	<ul style="list-style-type: none"> Region IV deployed to NC & SC Region VI deployed to OK Region VIII deployed to MT Region X deployed to WA Not Mission Capable: <ul style="list-style-type: none"> Region V: Personnel shortages Region VII: Personnel/equipment shortages Region IX: Personnel shortages 	<ul style="list-style-type: none"> Green: 7 or more avail Yellow: 4 - 6 teams available Red: > 8 teams deployed/unavailable <i>R-IMAT also red if TL Ops/Log Chief is unavailable and has no qualified replacement.</i>
MCOV		55	51	92%	0	2	2	<ul style="list-style-type: none"> 2 not available – maintenance 2 remain deployed in WA 	<ul style="list-style-type: none"> Green = Available/FMC Yellow = Available/PMC Red = Out-of-Service Blue = Assigned/Deployed

FEMA Readiness – National/Regional Teams



National/Regional Teams									
Resource	Status	Total	Available		Partially Available	Not Available	Deployed/ Activated	Comments	Rating Criterion
NWC		5	5	100%	0	0	24/7		<ul style="list-style-type: none"> • Green = FMC • Yellow = PMC • Red = NMC
NRCC		2	356	93%	0	26	Not Activated		
HLT		1	1	100%	0	0	Not Activated		
DEST							Not Activated		
RRCCs		10	10	100%	0	0	Not Activated		
RWCs/MOCs		10	10	100%	0	0	24/7		



FEMA

FEMA's mission is to support our citizens and first responders to ensure that as a nation we work together to build, sustain, and improve our capability to prepare for, protect against, respond to, recover from, and mitigate all hazards.