



FEMA

Daily Operations Briefing

Tuesday, May 6, 2014

8:30 a.m. EDT

Significant Activity: May 6 – 7



Significant Events:

- Guthrie Fire - Oklahoma (Final)

Significant Weather:

- Rain and thunderstorms possible – Central Rockies, Central/Northern/Southern Plains Mid-Atlantic
- Red Flag Warnings: Central/Southern Plains and Southwest
- Extremely Critical Fire Weather: Eastern OK/TX Panhandles, Northwest OK and South Central KS
- Critical/Elevated Fire Weather Areas: Southwest, Central Great Basin and Southern Plains
- Space Weather: No significant activity occurred or predicted

FEMA Readiness: N-IMAT West returned from WA – Fully mission capable/available

Disaster Activity:

- Major Disaster Declaration Request – FL
- Amendment #1 to FEMA-4174-DR-AR

Guthrie Fire – OK (Final)



Fire Name	Location	Acres burned	% Contained	Est. Full Containment	FMAG	Structures Lost / Threatened	Fatalities / Injuries
Logan County Wildfire	Guthrie, Oklahoma	3,350 (-650)	95%	N/A	FEMA-5052-FM-OK Approved May 5	6 Destroyed 30 Damaged	1/0

Situation

- On May 4, the Logan County Wildfire began in Guthrie OK (pop. 10k) as a controlled burn

Impacts

- 1 unconfirmed fatality
- ▲ 30 structures damaged; 6 homes destroyed
- ▲ Evacuations lifted
- ▲ 1 shelter open with 15 occupants

Response

- ▲ State EOC Partially Activated (extended hours) through Friday, May 9
- ▲ Governor declared burn ban for 36 counties; State of Emergency for all 77 counties
- ▲ 15 National Guard personnel supporting wildfire suppression operations
- Region VI remains at Watch/Steady state



Joint Preliminary Damage Assessments



Region	State / Location	Event	IA/PA	Number of Counties		Start – End
				Requested	Complete	
I	VT	Flooding	PA	7	5	4/29-5/9
IV	AL	Severe Weather, Straight-line Winds, Lightning & Flooding	IA	10	0	5/3-TBD
			PA	17	0	5/3-TBD
IV	FL	Severe Weather, Straight-line Winds, Lightning & Flooding	IA	11(+6)	2	5/1-TBD
			PA	11(+6)	1	5/1-TBD
IV	MS	Severe Weather, Straight-line Winds, Lightning & Flooding	IA	7	0	5/3-TBD
			PA	7	0	5/3-TBD

Disaster Requests & Declarations



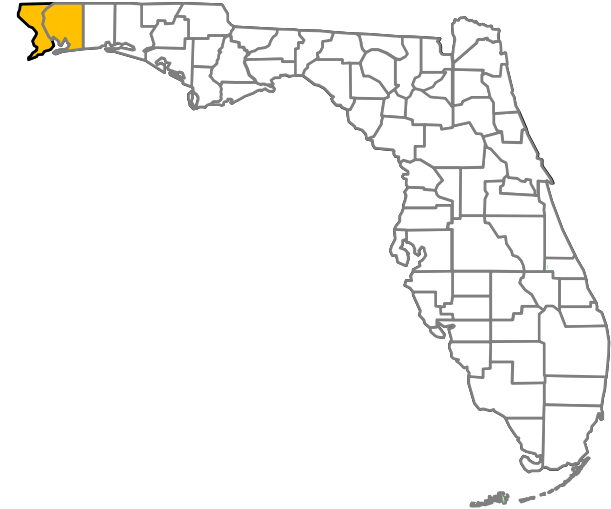
Declaration Requests in Process		Requests APPROVED (since last report)	Requests DENIED (since last report)
2	Date Requested	0	0
NC – DR Severe Storms and Tornadoes	May 2, 2014		
FL – DR Severe Storms and Flooding	May 5, 2014		

Major Disaster Declaration Request – FL



May 5, 2014

- Governor requested Major Disaster Declaration
- For severe storms & flooding beginning April 7, 2014 & continuing
- Requesting:
 - Individual Assistance for 2 counties
 - Direct federal assistance
 - Hazard Mitigation statewide



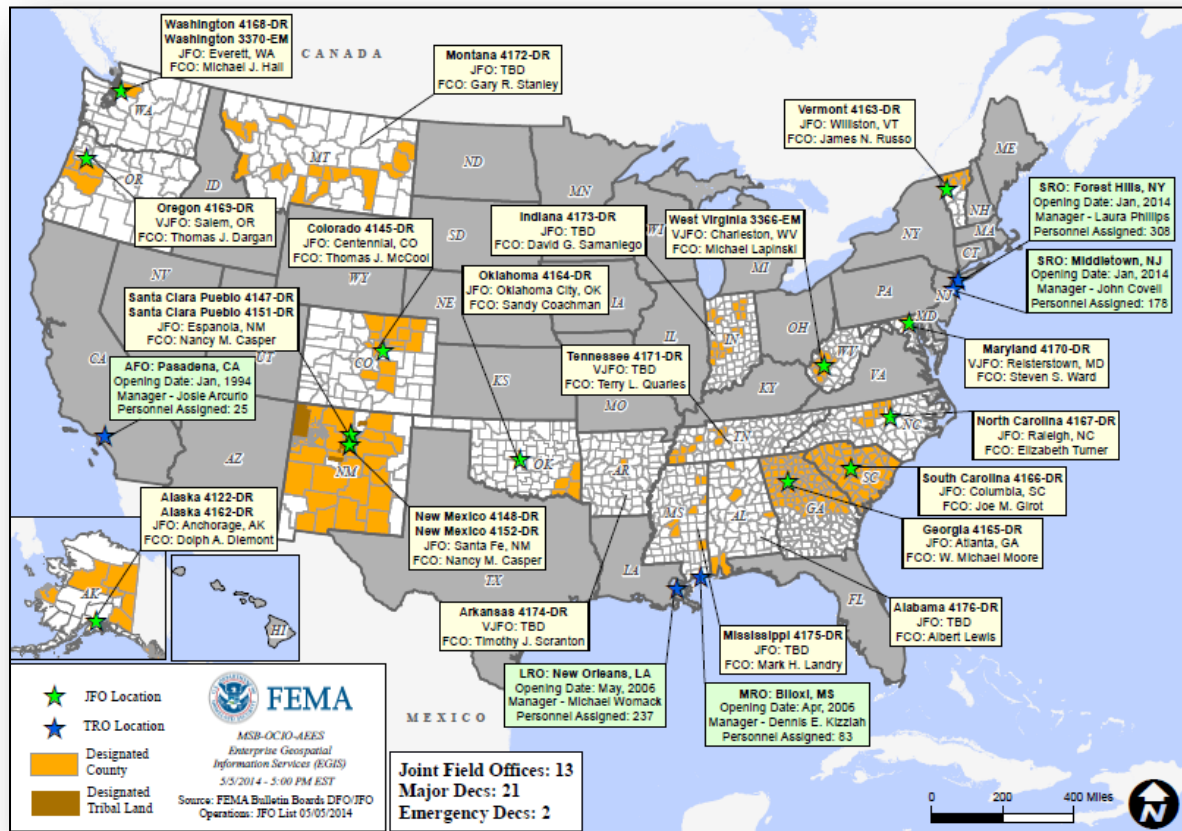
■ Requested IA counties

Disaster Amendments



Amendment	Effective Date	Action
Amendment No. 1 to FEMA-4174-DR-AR	May 5, 2014	Adds three Counties for Individual Assistance

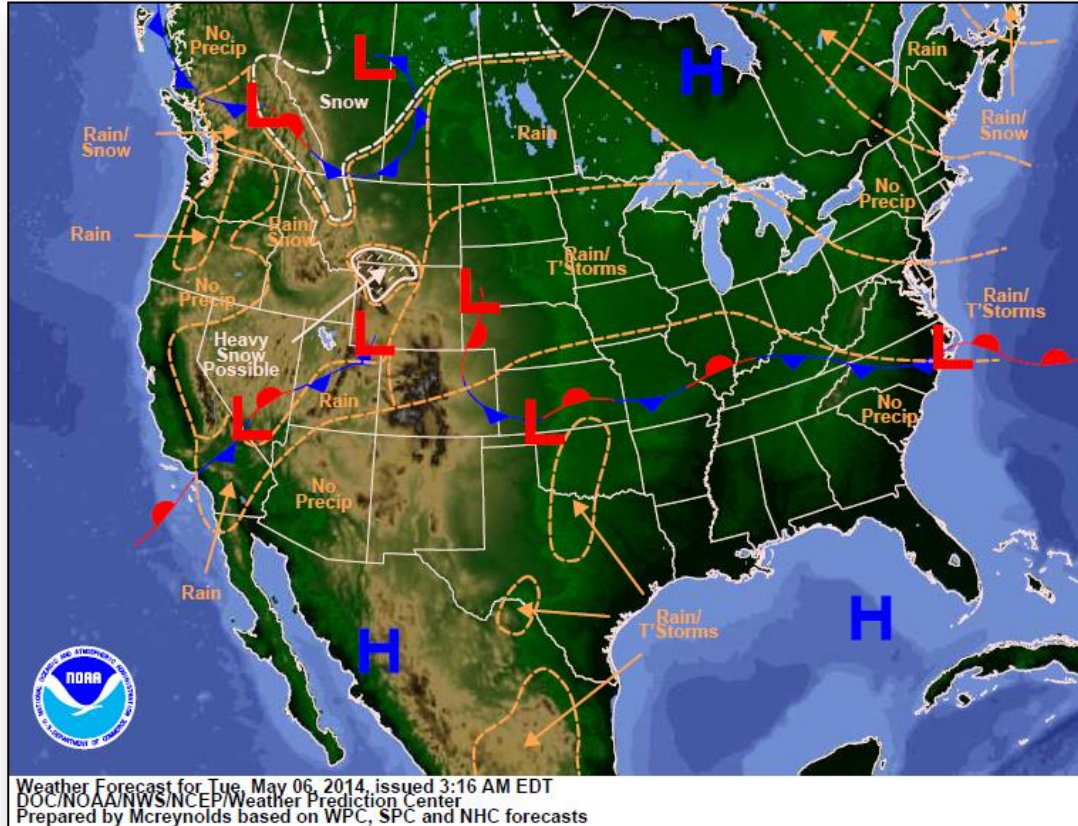
Open Field Offices as of May 6, 2014



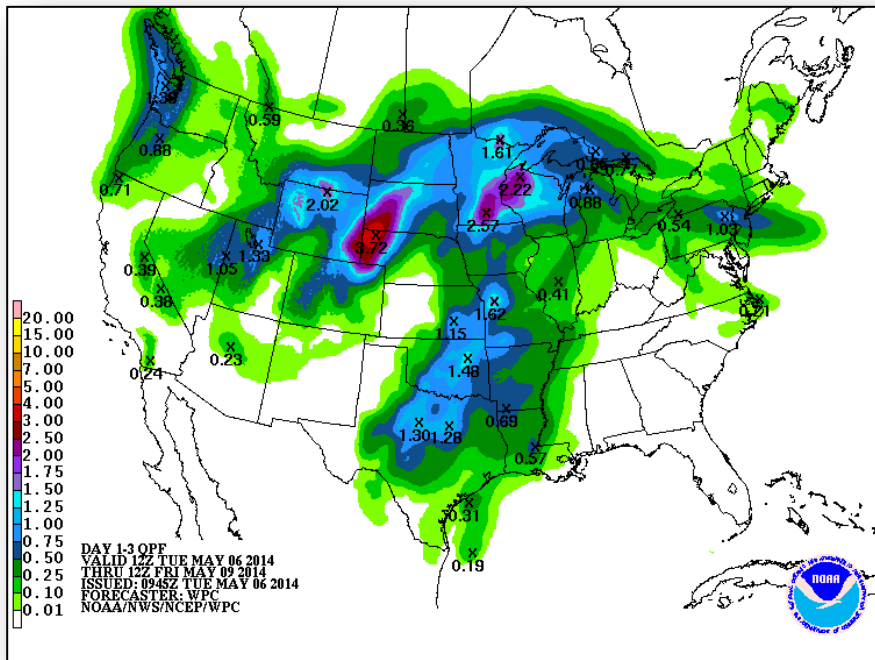
National Weather Forecast



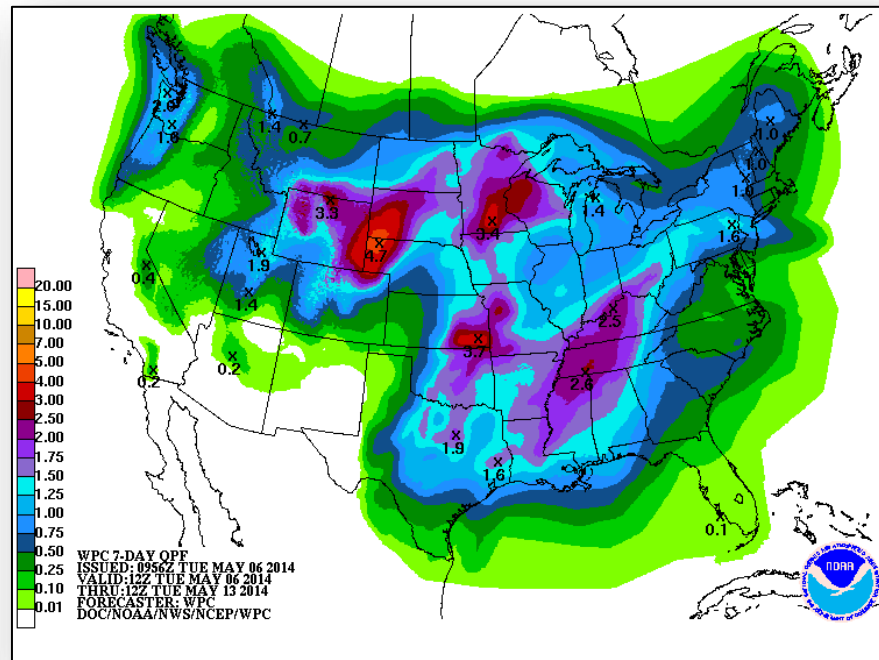
FEMA



Precipitation Forecast



Days 1-3

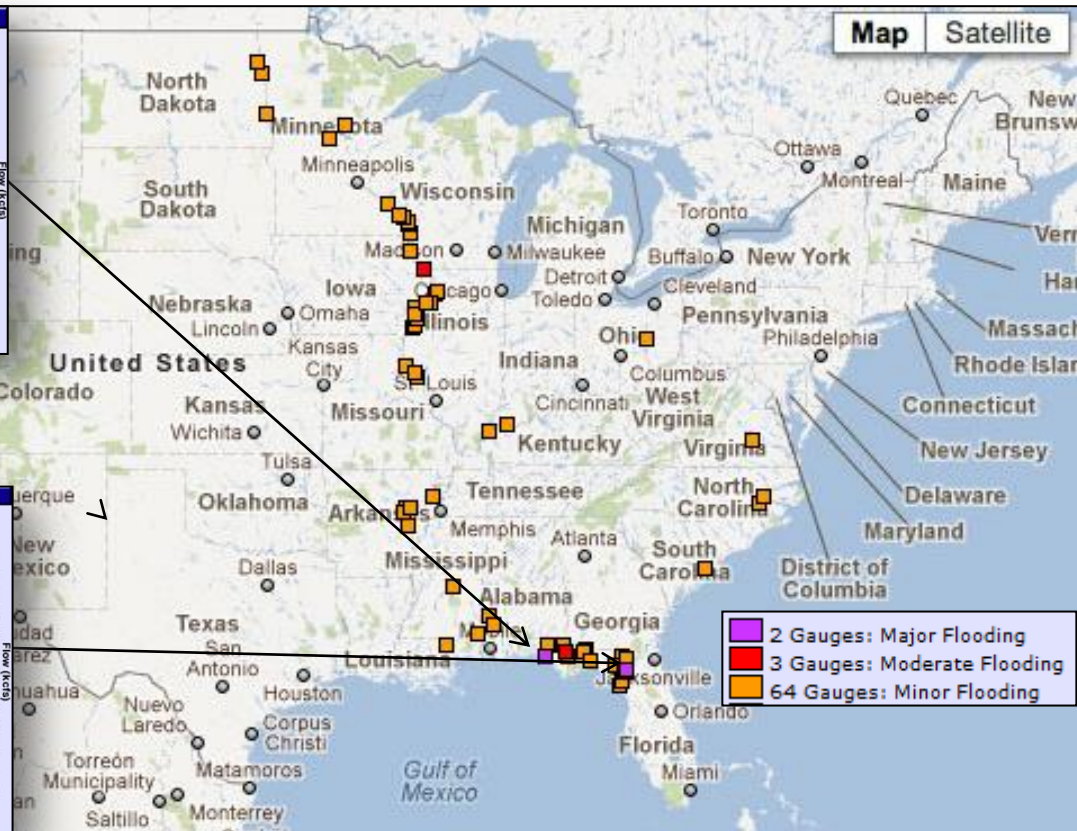
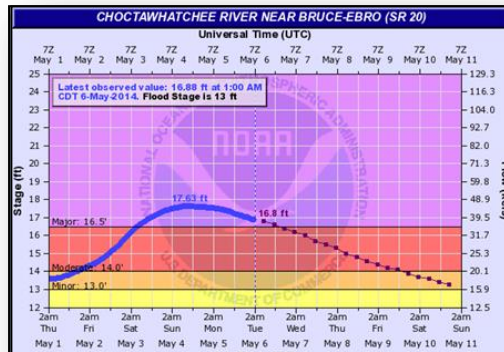


Days 1-7

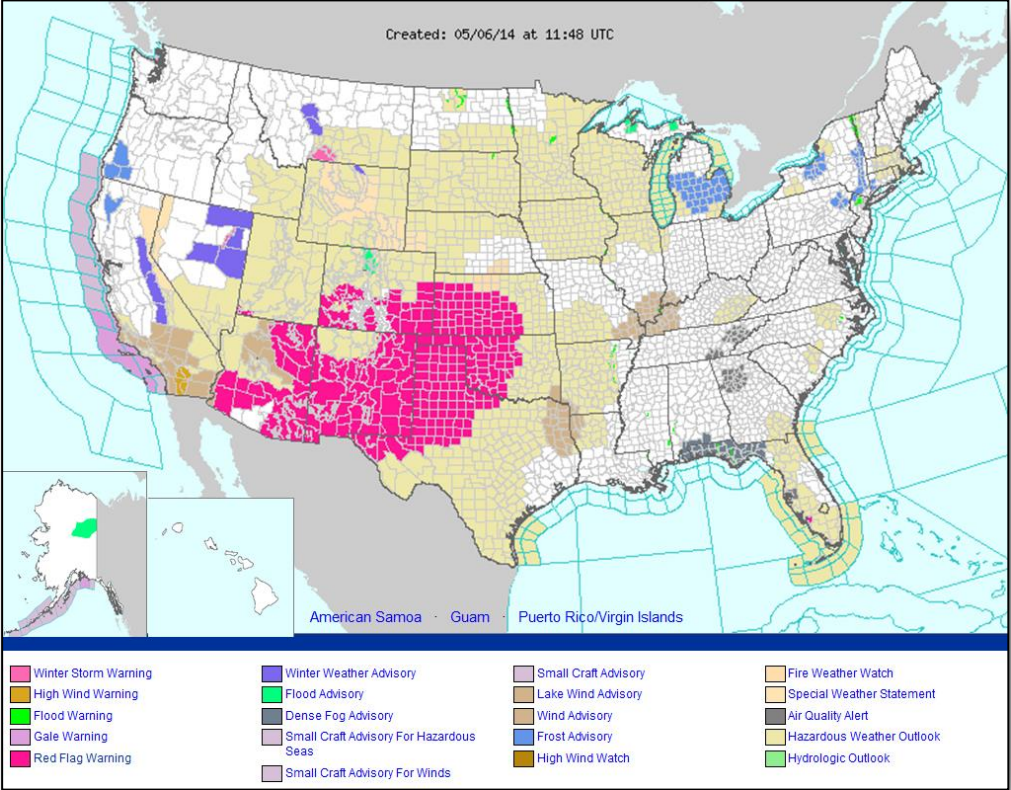
River Forecast



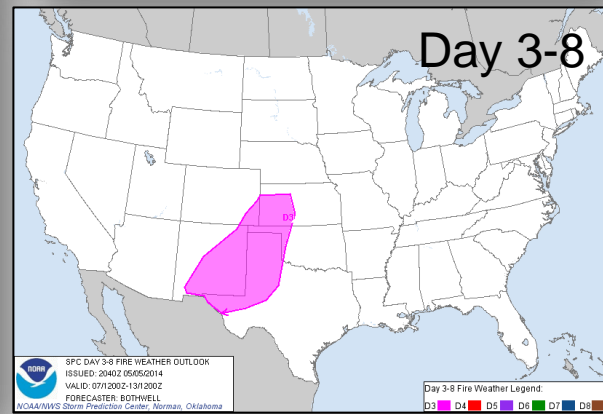
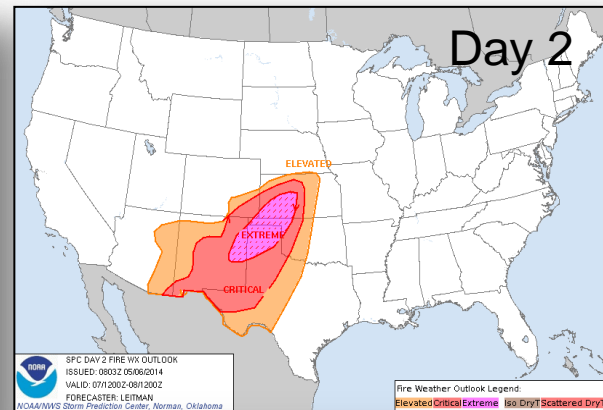
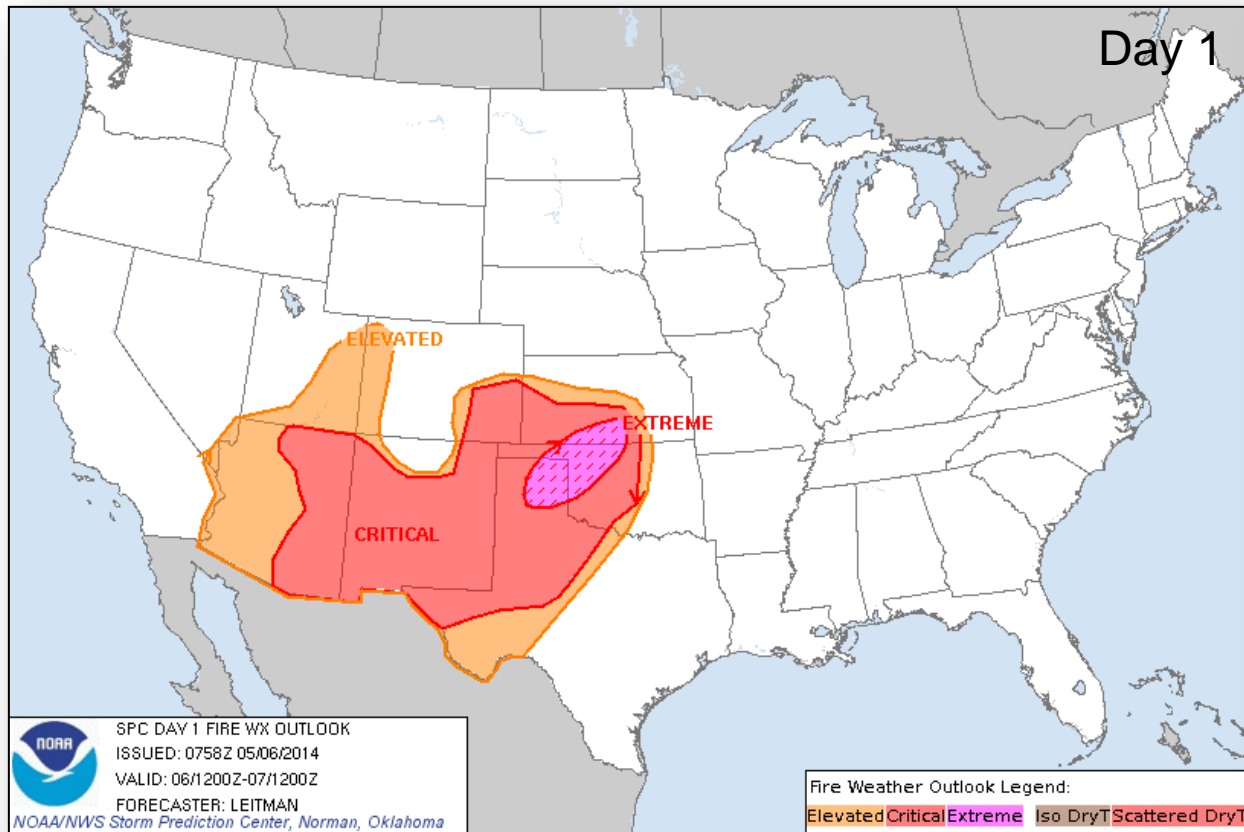
FEMA



Active Watches/Warnings



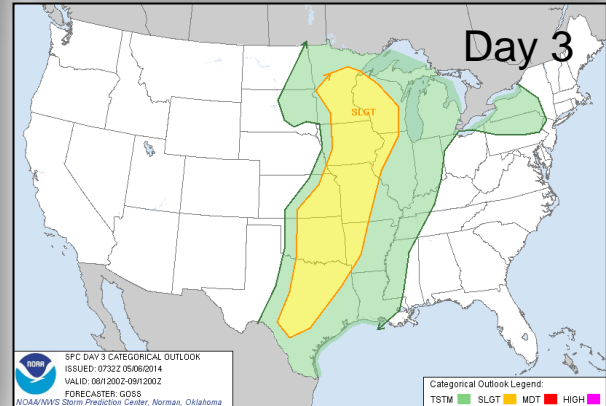
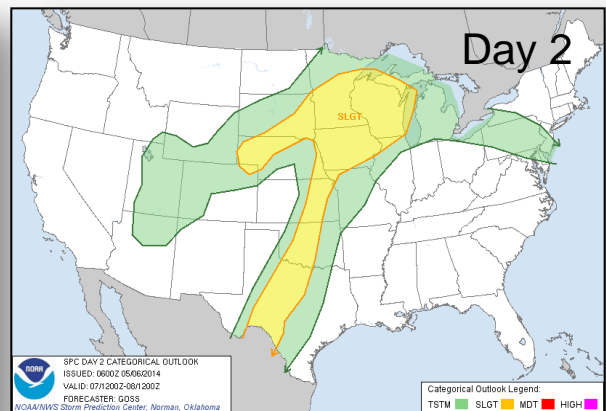
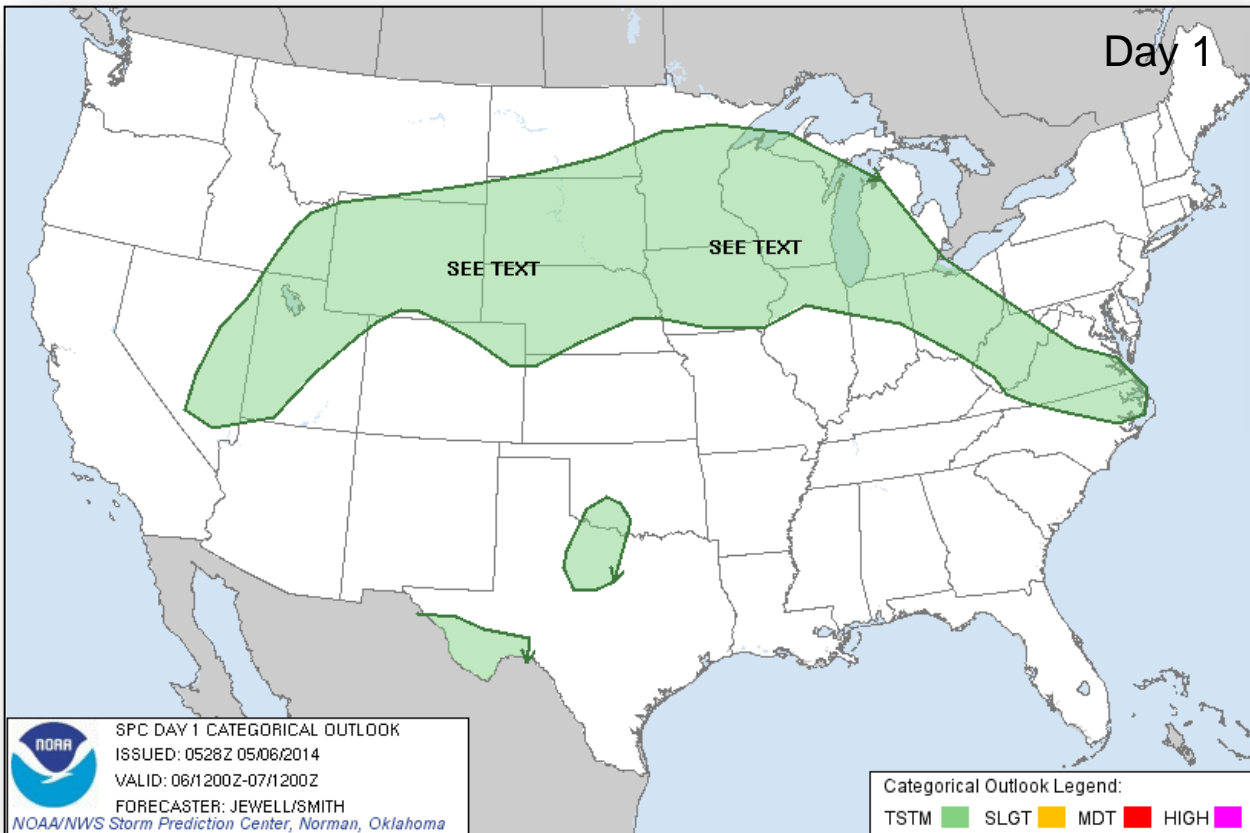
Critical Fire Weather Areas - Days 1-8





FEMA

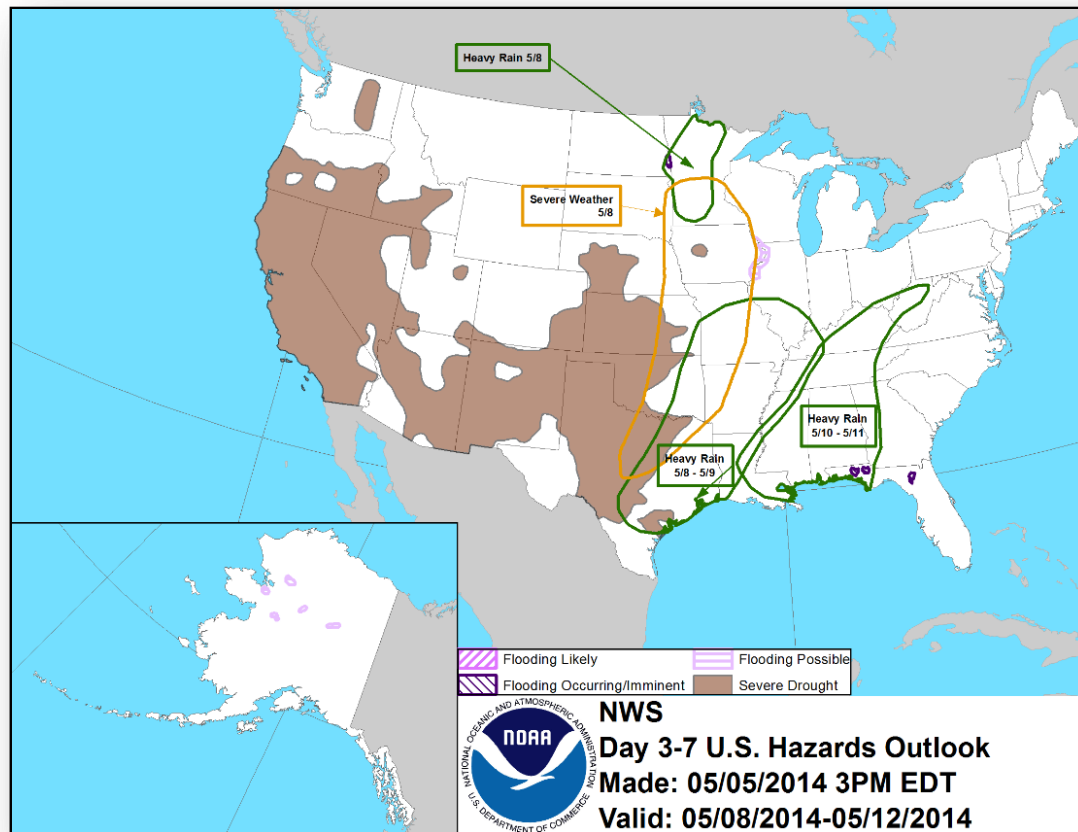
Convective Outlook – Days 1 - 3



Hazard Outlook: May 8 - 12



FEMA



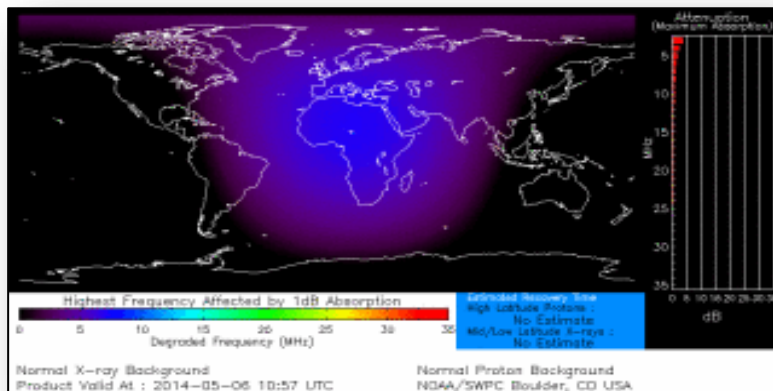
Space Weather



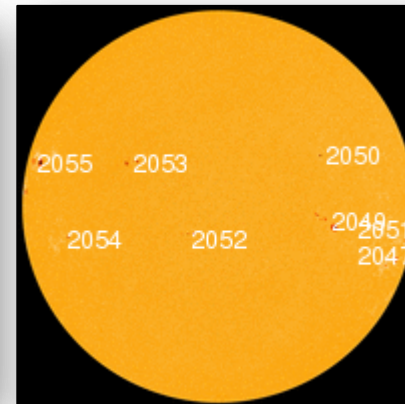
FEMA

NOAA Scales Activity (Range: 1/minor to 5/extreme)	Past 24 Hours	Current	Next 24 Hours
Space Weather Activity:	Minor	None	None
• Geomagnetic Storms	None	None	None
• Solar Radiation Storms	None	None	None
• Radio Blackouts	R1	None	None

HF Communication Impact



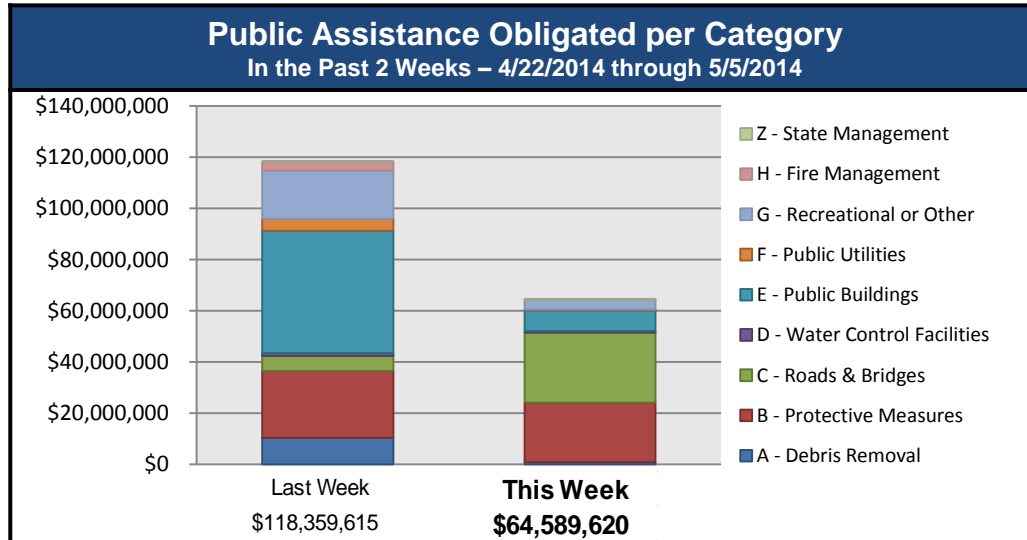
Sunspot Activity



Public Assistance Grant Program



PA Project Worksheets Obligated in past week, as of May 5, 2014 at 1400 EDT										
PA Category	Emergency Work		Permanent Work							Total
	A - Debris Removal	B - Protective Measures	C - Roads & Bridges	D - Water Control Facilities	E - Public Buildings	F - Public Utilities	G - Recreational or Other	H - Fire Management	Z - State Management	
Number Of PWs Obligated	16	13	46	7	53	8	13	0	4	160
This Week	\$864,185	\$23,248,609	\$27,385,246	\$583,265	\$7,985,228	\$411,033	\$3,708,485	\$0	\$403,571	\$64,589,620



- PA Highlights**
- On 4/30 an \$18 million was obligated for emergency protective measures for the New York Police Department from DR-4085

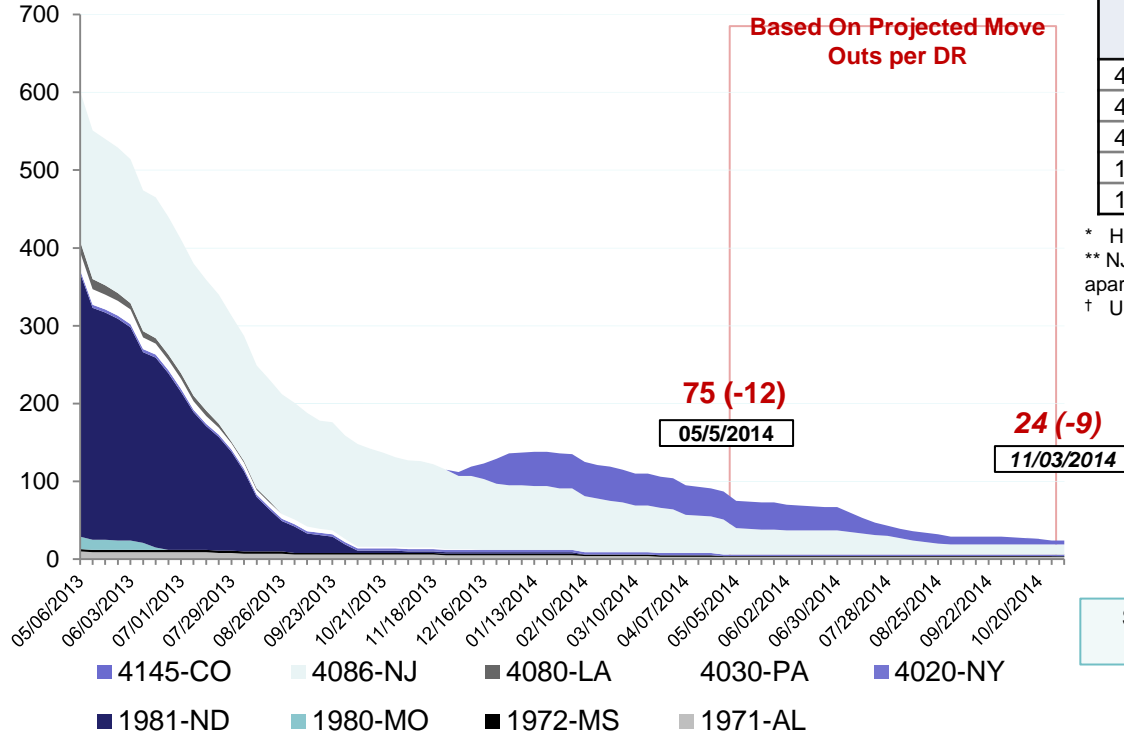
Direct Housing



Total Households in FEMA Direct Housing per State

Past Year per Week, May 6, 2013 – May 5, 2014, Projected to Nov 3, 2014

There are currently **75** Households in Temporary Housing

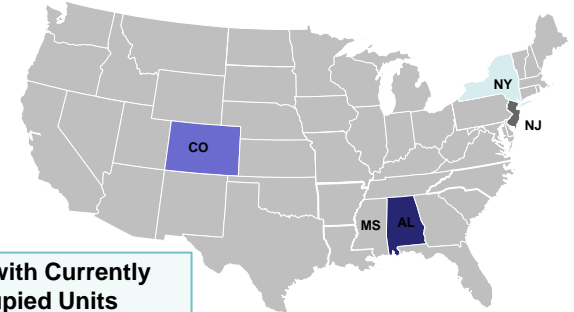


DR	IA Declaration Date	Program End Date	Current # of Households in Direct Housing (Weekly Change)
4145-CO	09/14/2013	03/14/2015	35 (-1)
4086-NJ* **	10/30/2012	08/31/2014	34 (-11)
4020-NY†	08/31/2011	06/01/2013	2 (0)
1972-MS†	04/29/2011	10/29/2012	1 (0)
1971-AL†	04/28/2011	10/28/2012	3 (0)

* Housing Program has been extended

** NJ - Includes **14(-5)** households in MHUs; **20 (-6)** households in Ft Monmouth apartments

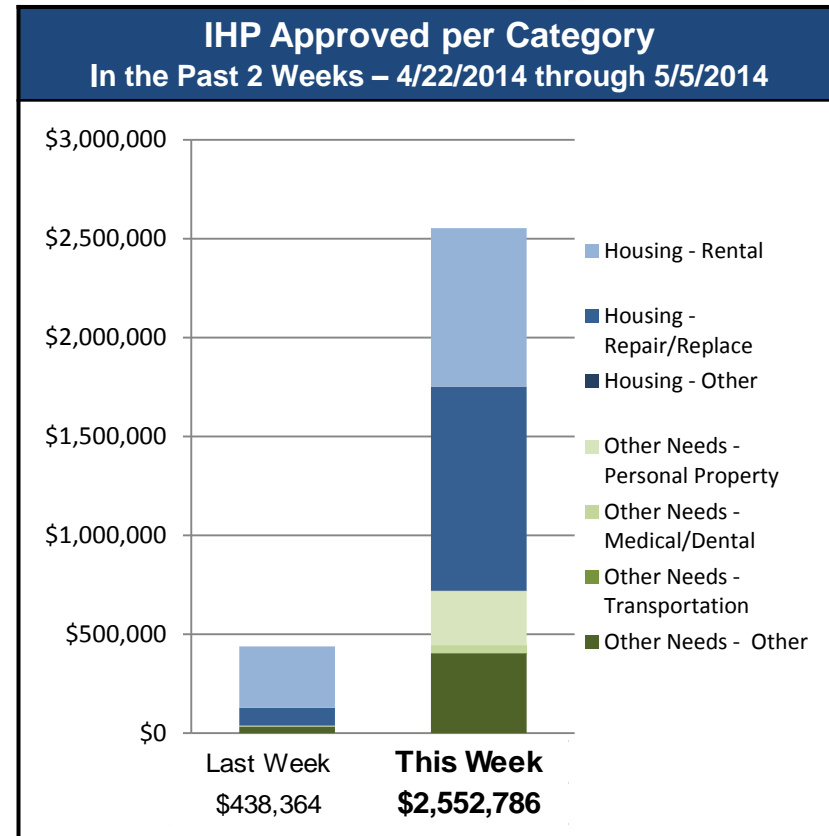
† Units are under authority of Department of Justice



Individual Assistance Activity



Individuals and Households Program Activity in past week, as of May 5, 2014 at 1500 EDT			
IHP – Open Registration	Assistance Type		Applicants Approved
			Amount Approved
	DR-4168-Washington Dec. - 4/2/14 End - 6/2/14		
	Housing Assistance		1
	Other Needs Assistance		133
	Total IHP		\$414,607
	DR-4174-Arkansas Dec. - 4/29/14 End - 6/30/14		
	Housing Assistance		116
	Other Needs Assistance		26
	Total IHP		\$1,090,124
	DR-4175-Mississippi Dec. - 4/30/14 End - 6/30/14		
	Housing Assistance		61
	Other Needs Assistance		26
	Total IHP		\$353,329
	DR-4176-Alabama Dec. - 5/2/14 End - 7/1/14		
	Housing Assistance		7
	Other Needs Assistance		2
	Total IHP		\$48,326
Other IHP Active	8 DRs IHP Programmatically Open – Closed Registration		
	Housing Assistance		369
	Other Needs Assistance		72
	Total IHP		\$646,400
	Grand Total		\$2,552,786



FEMA Readiness – Deployable Teams/Assets



Deployable Teams/Assets									
Resource	Status	Total	Available		Partially Available	Not Available	Deployed Activated	Comments	Rating Criterion
FCO		39	12	31%	0	1	26	• 4 detailed included in Deployed Activated column	OFDC Readiness: FCO Green Yellow Red Type 1 3+ 2 1 Type 2 4+ 3 2 Type 3 4 3 2 FDRC 3 2 1
FDRC		9	6	56%	0	0	3		
US&R		28	26	93%	2	0	0	• NM-TF1 (Yellow – Conditional) • WA-TF1 (Yellow – Conditional) until 5/10	• Green = Available/FMC • Yellow = Available/PMC • Red = Out-of-Service • Blue = Assigned/Deployed
National IMAT		3	3	100%	0	0	0	• IMAT East (6 members) deployed to FL	• Green: 3 avail • Yellow: 1 avail • Red: 0 avail <i>Individual N-IMAT red if 50% of Section Chiefs and/or Team Leader is unavailable for deployment.</i>
Regional IMAT		13	3	23%	1	3	6	• Region I deployed to AL • Region IV deployed to NC & MS • Region VI deployed to OK, AR • Region X deployed to WA • Region II Partially Mission Capable (Team I) <u>Not Mission Capable:</u> • Region V, VII, IX: Personnel shortages	• Green: 7 or more avail • Yellow: 4 - 6 teams available • Red: > 8 teams deployed/unavailable <i>R-IMAT also red if TL Ops/Log Chief is unavailable and has no qualified replacement.</i>
MCOV		55	33	60%	0	5	17	• 1 deployed 4168-WA • 6 deployed 4174-AR • 6 deployed 4175-MS • 4 requested for Region IV	• Green = Available/FMC • Yellow = Available/PMC • Red = Out-of-Service • Blue = Assigned/Deployed

FEMA Readiness – National/Regional Teams



National/Regional Teams									
Resource	Status	Total	Available		Partially Available	Not Available	Deployed/ Activated	Comments	Rating Criterion
NWC		5	5	100%	0	0	24/7		<ul style="list-style-type: none">• Green = FMC• Yellow = PMC• Red = NMC
NRCC		2	393	94%	0	23	Not Activated		
HLT		1	1	100%	0	0	Not Activated		
DEST							Not Activated		
RRCCs		10	10	100%	0	0	Not Activated		
RWCs/MOCs		10	10	100%	0	0	24/7		



FEMA

FEMA's mission is to support our citizens and first responders to ensure that as a nation we work together to build, sustain, and improve our capability to prepare for, protect against, respond to, recover from, and mitigate all hazards.