

FEMA National Watch Center

# Daily Operations Briefing

Wednesday, January 20, 2021

8:30 a.m. ET



**FEMA**

# National Current Ops / Monitoring

---

## New Significant Incidents/Ongoing Ops:

- COVID-19

## Hazard Monitoring:

- Freezing rain possible – Southern Appalachians
- Flash Flood Watch – southern California

## Disaster Declaration Activity:

- None

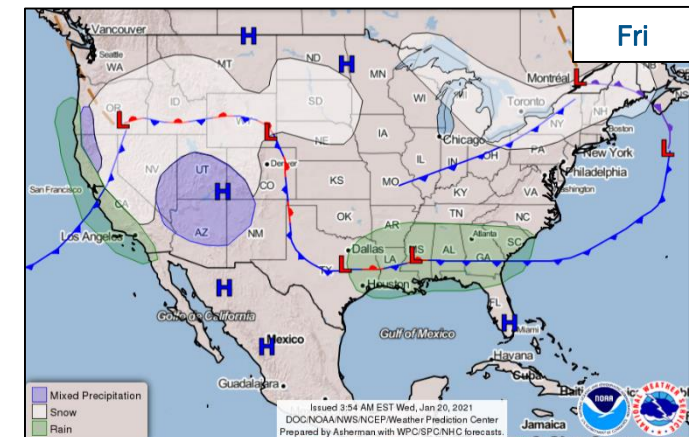
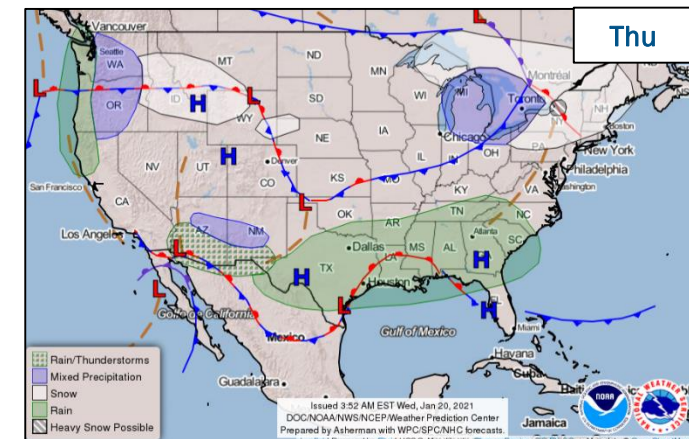
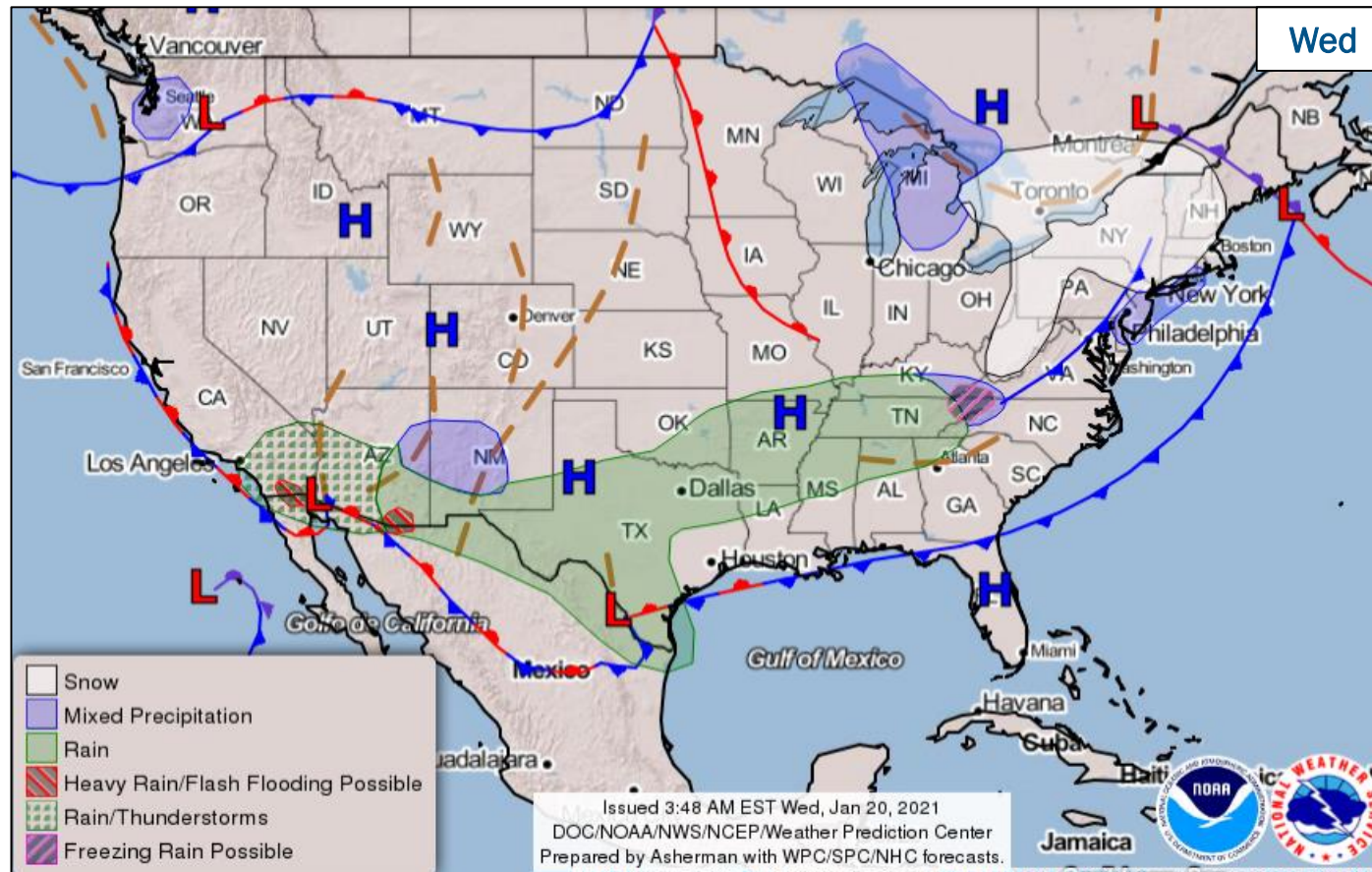
## Event Monitoring:

- 59<sup>th</sup> Presidential Inauguration



**FEMA**

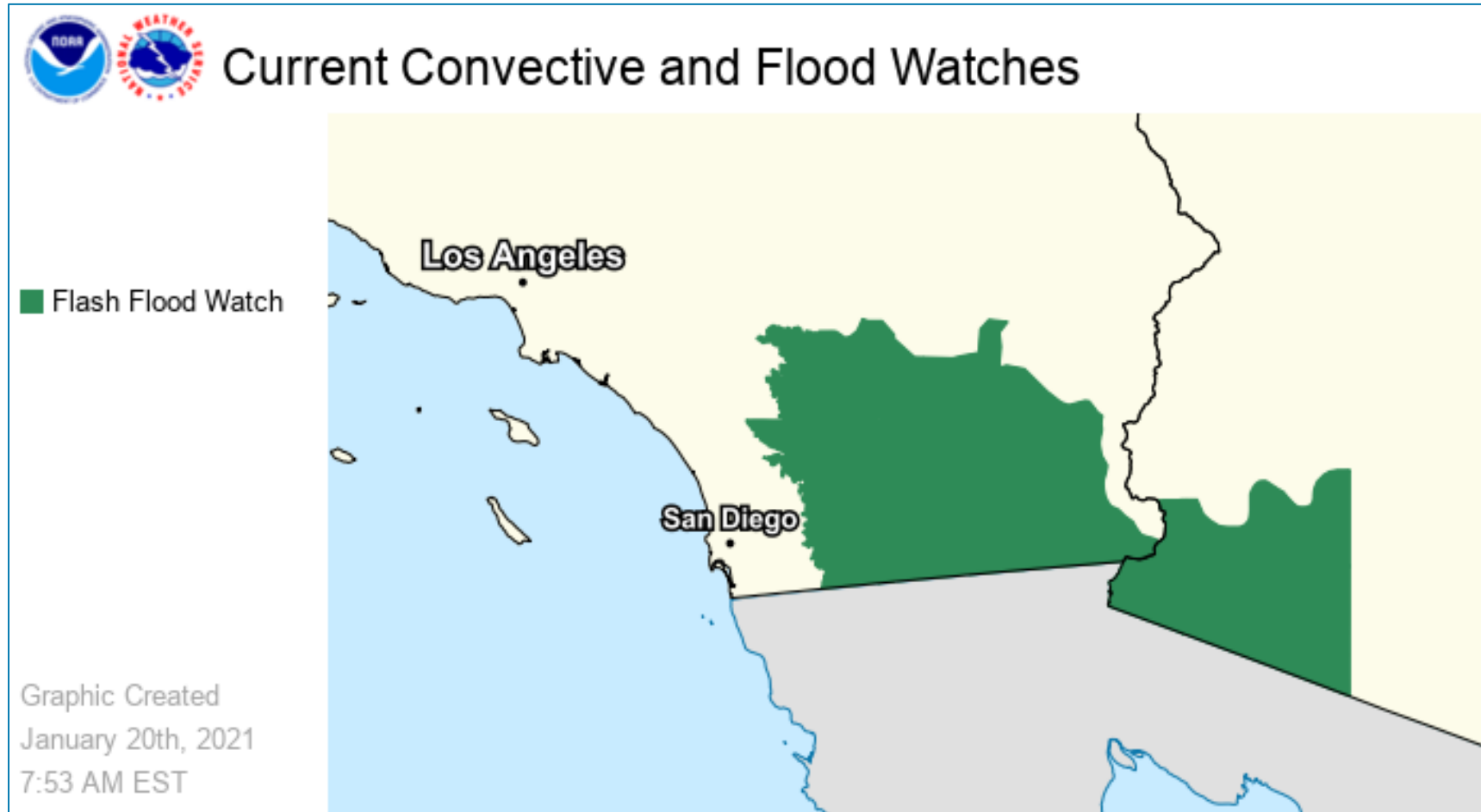
# National Weather Forecast



FEMA

National Watch Center

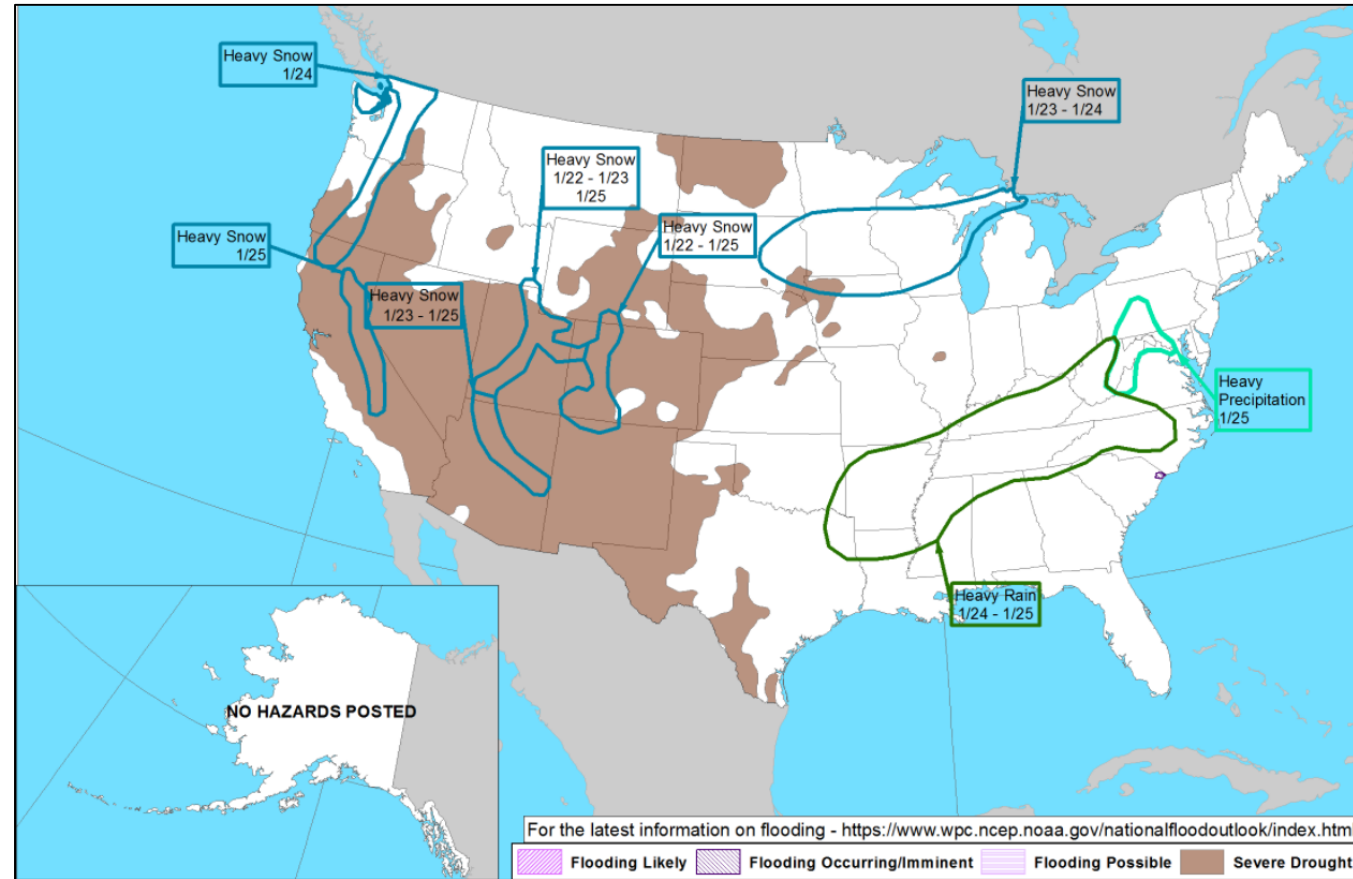
# Flash Flood Watch Through Tonight



FEMA

National Watch Center

# Hazards Outlook – Jan 22 - 26

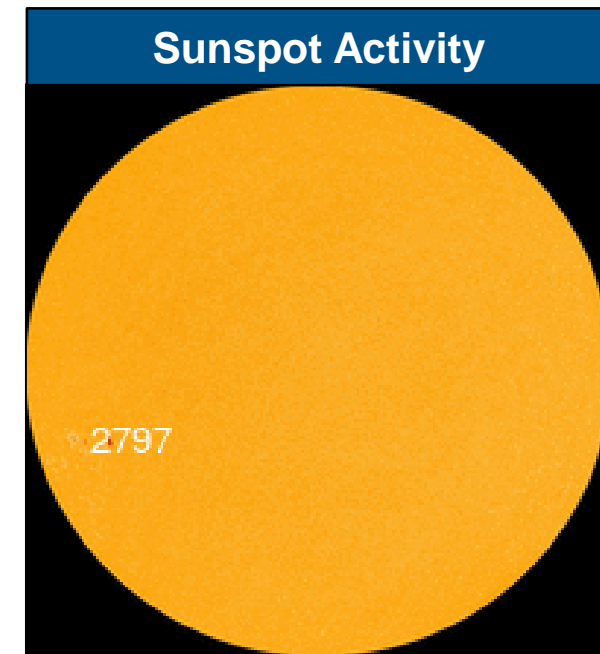



FEMA

National Watch Center

# Space Weather Outlook

	Space Weather Activity	Geomagnetic Storms	Solar Radiation	Radio Blackouts
Past 24 Hours	None	None	None	None
Next 24 Hours	None	None	None	None
For further information on NOAA Space Weather Scales refer to: <a href="http://www.swpc.noaa.gov/noaa-scales-explanation">http://www.swpc.noaa.gov/noaa-scales-explanation</a> For further information on Sunspot Activity refer to: <a href="https://www.swpc.noaa.gov/phenomena/sunspotssolar-cycle">https://www.swpc.noaa.gov/phenomena/sunspotssolar-cycle</a>				



FEMA

National Watch Center

# Joint Preliminary Damage Assessments

Region	State / Location	Event	IA	Number of Counties		Start – End
			PA	Requested	Complete	
IV	NC	Tropical Cyclone Eta Nov 12-19	IA	0	0	N/A
			PA	18	5	12/9 – TBD
X	AK	Storm, Flooding, and Landslides Nov 30 – Dec 2	IA	10	0	1/19-TBD
			PA	7	0	1/19-TBD



FEMA



# Declaration Requests in Process – 3

State / Tribe / Territory – Incident Description	Type	IA	PA	HM	Requested
WA – Wildfires and Straight – Line Winds	DR	X	X	X	9/16
MD – Tropical Storm Isaias (Appeal)	DR		X	X	11/12
Navajo Nation – COVID-19 Pandemic	DR	X	X	X	12/3
MD – 59 <sup>th</sup> Presidential Inauguration – <b>DENIED</b>	EM		X		1/15



**FEMA**



# FEMA Common Operating Picture

**FEMA HQ**

NWC	NRCC
Enhanced	Level II

**FEDERAL EMERGENCY MANAGEMENT AGENCY**

**FEMA REGIONS**

Watch	RRCC
Monitoring I	Level II
Monitoring II	Level III
Enhanced III	Level III
Monitoring IV	Rostered
Alt Location V	Level III
Monitoring VI	Level III
Alt Location VII	Rostered
Monitoring VIII	Rostered
Monitoring IX	Rostered
Monitoring X	Level III

**Notes:**

- NRCC/RRCCs: COVID-19
- NRCC ; Inauguration (8:00 am – 8:00 pm)
- NWC: Inauguration (8:00 pm – 8:00 am)
- RIII RWC: Inauguration
- RIII RRCC: Level III, 24/7: Inauguration
- RV: Alt Location: COVID-19
- All State EOCs, activated for COVID-19 (except SD)
- PR: Earthquakes
- LA: TC
- Laura/Delta/Zeta
- IA: Derecho
- CA, CO, & OK: Wildfires
- AK: Flooding & Landslides
- DC, MD, VA: Inauguration and Civil Unrest

**Major Disasters (DR): 117**

- COVID-19: 57

**Emergency Disasters (EM): 59**

- COVID-19: 43
- JFOs: 11 / VJFOs: 10

**Staging Area**

**Declared County (non-COVID-19 Declarations)**

**Fully Activated**

**Partially Activated**

**Monitoring**

As of 8:00 a.m. ET January 20, 2021  
Created by FEMA NWC

**IM CADRE AVAILABILITY SUMMARY**  
*Cadres with 25% or Less Availability*

Team Status	US&R 33-65%	MERS > 66%	FCOs ≤1 Type I	FDRCs ≤1	IM WORKFORCE
Assigned:	28	36	47	10	14,024 (-9)
Unavailable	0	0	4	0	2,413 (+45)
Deployed:	3	2	42	10	5,802 (+48)
Available:	25	34	1	0	41% / 5,809 (-102)

**FL 24% (38/156); PA 23% (748/3,223)**



# FEMA

Helping people before, during, and after disasters.

*Click [here](#) to subscribe to this briefing*