

FEMA National Watch Center

Daily Operations Briefing

Monday, February 1, 2021

8:30 a.m. ET



FEMA

National Current Ops / Monitoring

New Significant Incidents/Ongoing Ops:

- COVID-19
- Winter Storm – Mid-Atlantic to Northeast

Hazard Monitoring:

- Heavy snow possible – Mid-Atlantic to Northeast
- Freezing rain possible – Central Appalachians to Mid-Atlantic

Disaster Declaration Activity:

- None

Event Monitoring:

- None



FEMA

Winter Storm – Midwest to Eastern U.S.



Situation: Heavy snow likely to exceed 12 inches across the Northeast. Light periods of snow, sleet, and mixed precipitation today across the Great Lakes, and from the Ohio and Tennessee Valleys to the Northeast.

Lifeline Impacts:

Health and Medical

- Hazardous travel conditions and power outages could impact state vaccination effort but there are no delayed delivery notices on vaccination shipments
- Testing and vaccination sites
 - Region I: Vaccination schedules may need to be modified due to closed vaccination sites but there is enough capacity to get them administered within the week
 - Region II:
 - NJ: all 6 mega sites closed today; vaccinations will be rescheduled
 - NY: State sites are to remain operational at this time
 - NYC: appointments for vaccines canceled for today and rescheduled
 - Region III:
 - DC: vaccine sites closed today and appointments for vaccines rescheduled
 - MD & VA: some appointments for vaccines canceled for today and rescheduled
 - WV: vaccines will be distributed on Tuesday, clinics open on Wednesday
 - Region V: no major impact to COVID sites

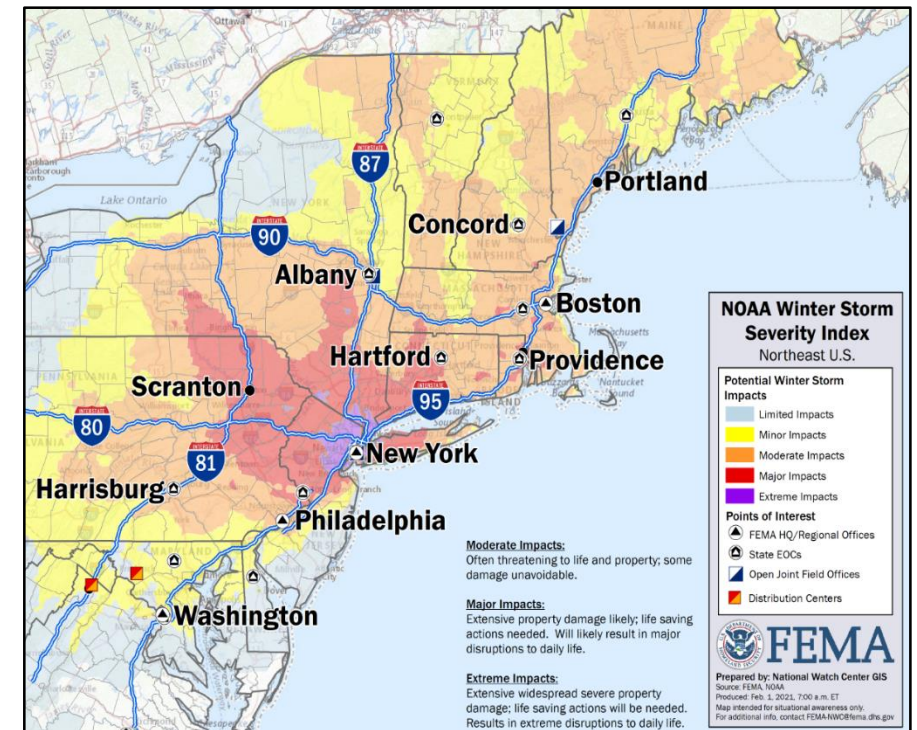
Energy

- Minimal power outages (DOE Eagle-I)

Transportation

- Amtrak modified schedule across the Northeast
- Minor flight delays across the impacted area (FAA)
- Region I:
 - MA: vehicle restrictions on highways

- Region II:
 - NJ: commercial vehicle travel restrictions on multiple interstate highways
 - NJ buses, rail (except Atlantic City Rail), light rail and access link service suspended today
- Region III:
 - PA: restricted speed limits and vehicle restrictions on numerous highways



FEMA

National Watch Center

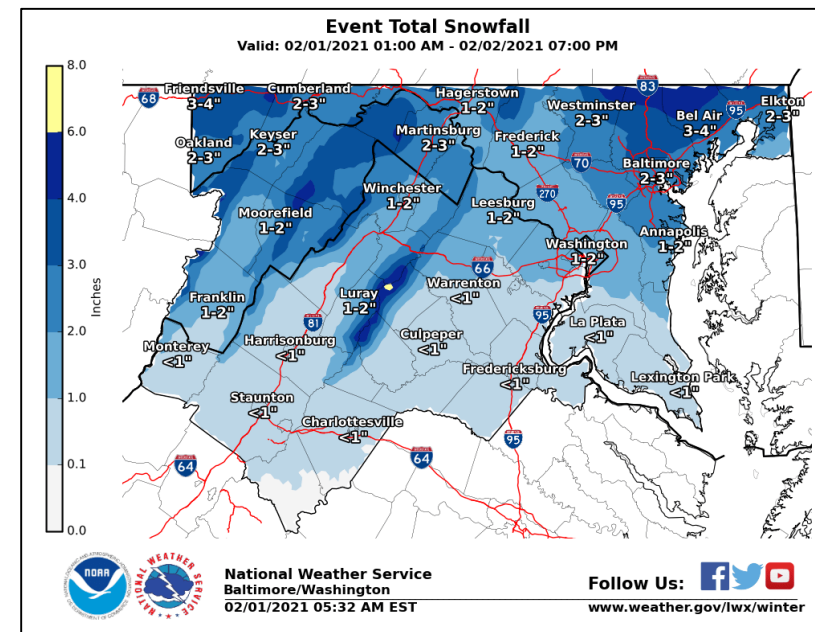
Winter Storm – Midwest to Eastern U.S. Continued

State/Local Preparations:

- Region I:
 - CT, ME, and NH EOCs at Full Activation (COVID-19)
 - MA, RI, and VT EOCs at Partial Activation (COVID-19)
- Region II:
 - NY EOC at Partial Activation (COVID-19); NJ EOC at Partial Activation (COVID-19 and winter storm)
 - NJ Governor declared a state of emergency
- Region III:
 - PA EOC at Full Activation (COVID-19 and winter storm)
 - DC and VA EOCs at Partial Activation (COVID-19); MD and DE EOCs at Partial Activation (winter storm and COVID-19)
 - DC and Philadelphia declared snow emergencies
 - WV EOC at Monitoring (COVID-19)
- Region V:
 - IL, MN, & WI: Full Activation (COVID-19)
 - IN, MI, & OH: Partial Activation (COVID-19)

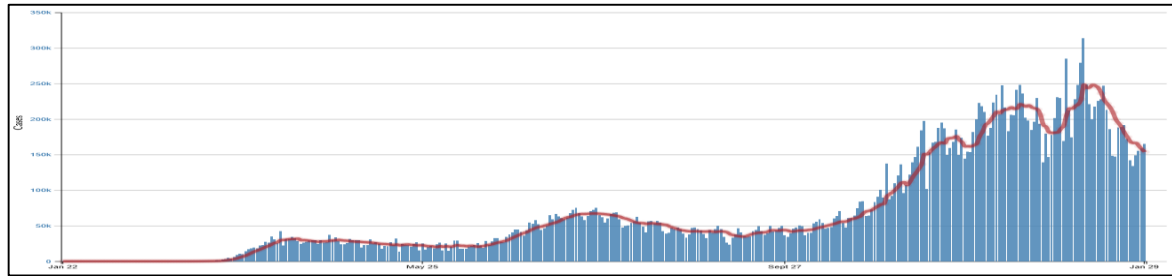
FEMA Response:

- NRCC at Level I (COVID-19)
- NWC is monitoring and is in coordination with NRCC, all affected Regional Watches, NWS, HHS SOC, DOE, DOT, and CISA
- Region I RRCC at Level II (COVID-19); Maynard MOC is monitoring
- Region II, III, and V RRCCs at Level III (COVID-19);
- Region II & V RWCs working from alternate location (winter storm); RWCs are monitoring and are in contact with State EOCs
- **No requests for FEMA assistance and no unmet needs**

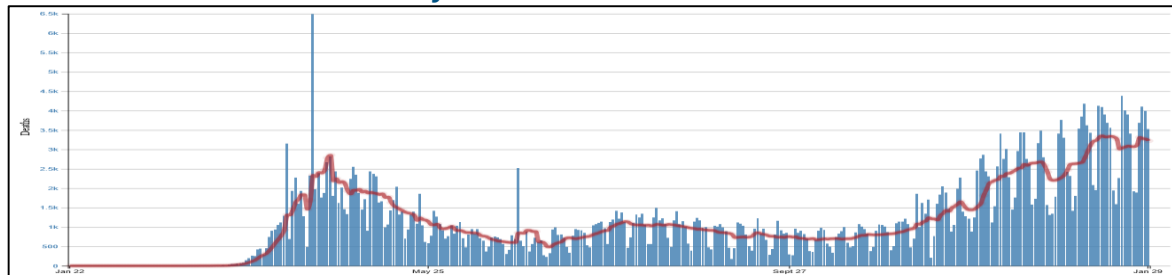


FEMA

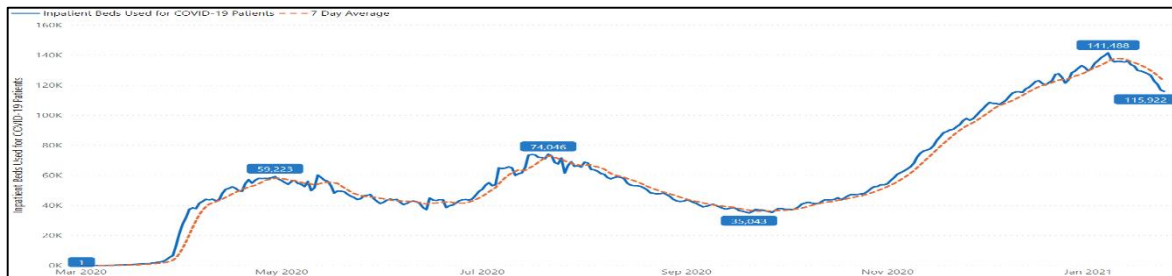
COVID-19 Weekly Update *(CDC data, as of January 31)*



Daily Trends of COVID-19 Cases



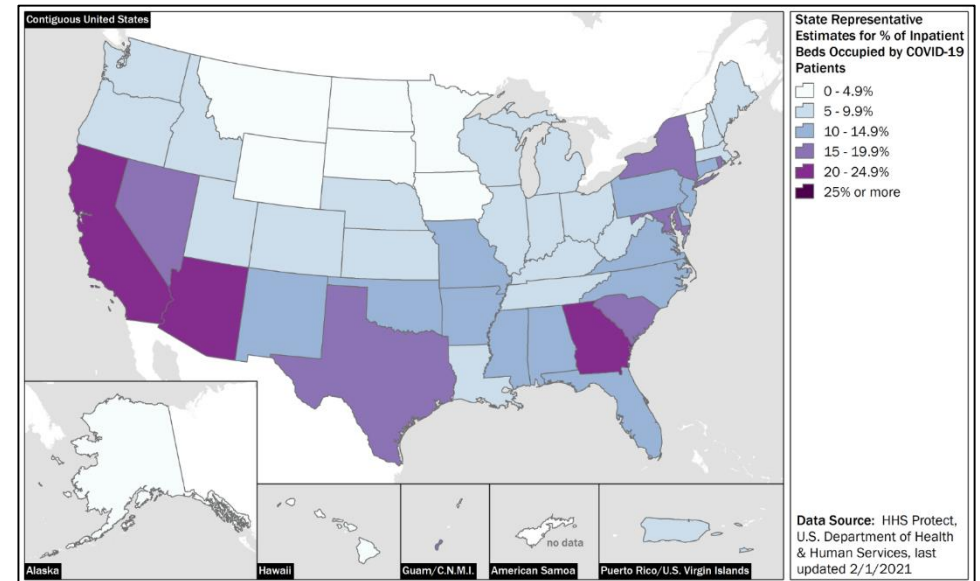
Daily Trends of COVID-19 Deaths



National Inpatient Beds Used – COVID-19 Patients

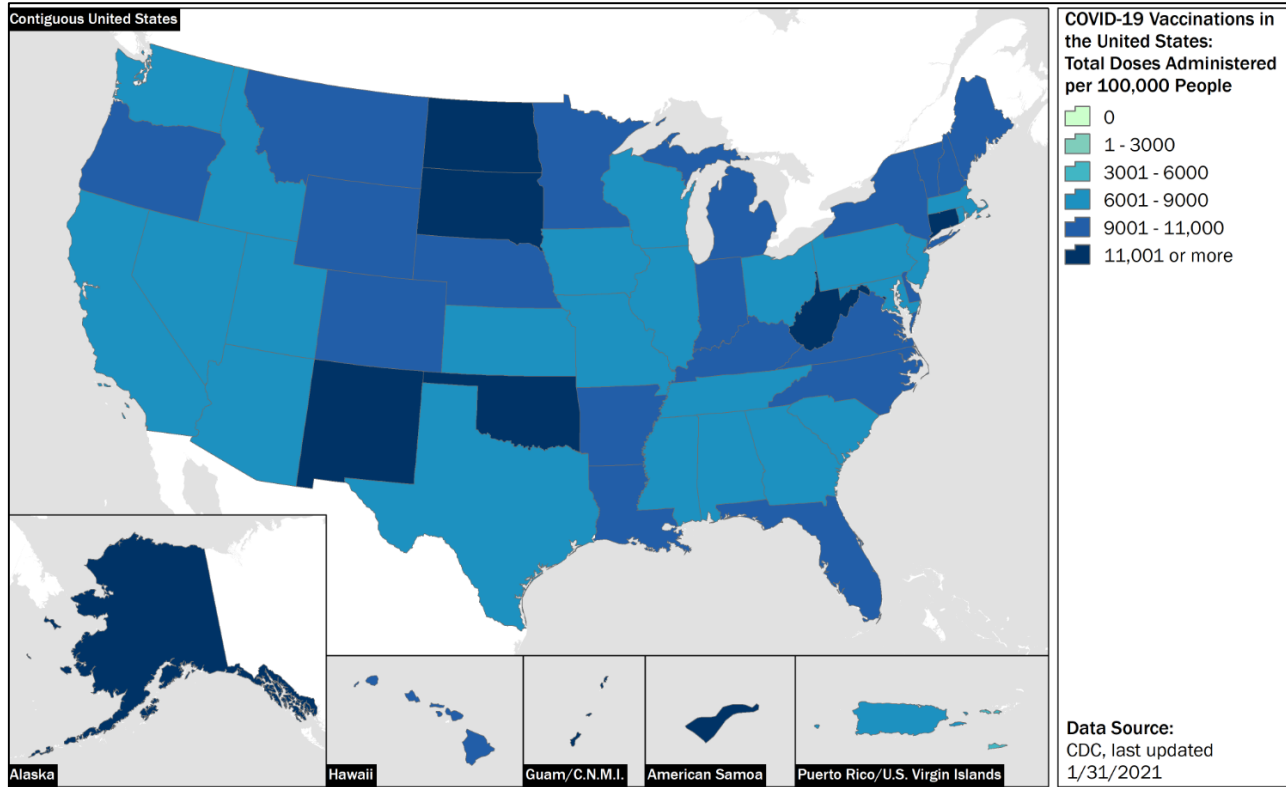
Key Updates:

- U.S. COVID-19 totals:
 - Confirmed Cases: 25,921,703 (+1,045,361)
 - Confirmed Deaths: 438,035 (+19,141)
- Major Disaster Declarations: 57 Emergency Declarations: 43
- Public Assistance obligated for COVID-19 Response: \$8.5 (+.7) billion
- FEMA NRCC activated to Level I in support of COVID-19 operations



FEMA

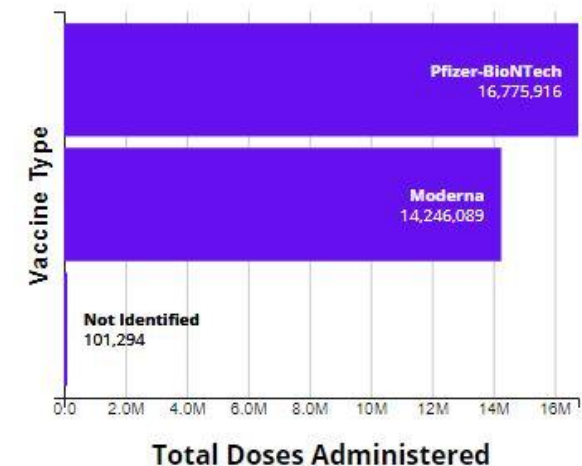
COVID-19 Vaccine Weekly Update *(CDC data, as of January 31)*



Key Updates:

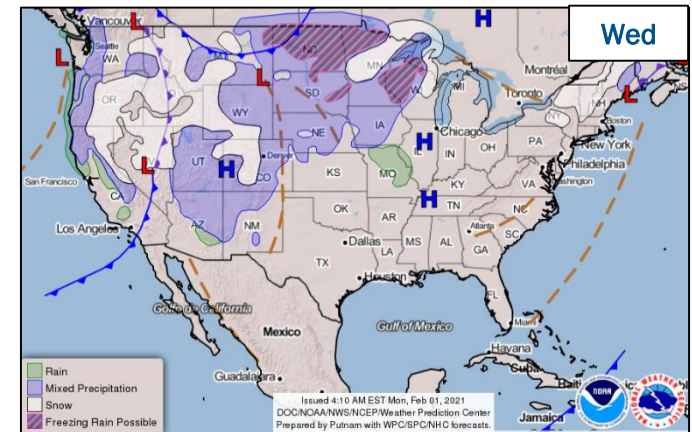
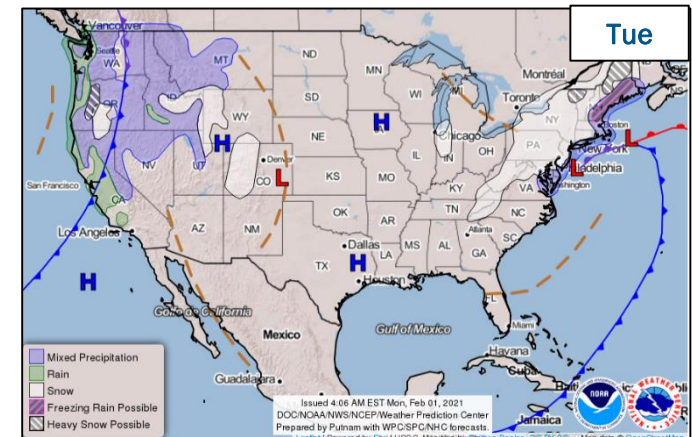
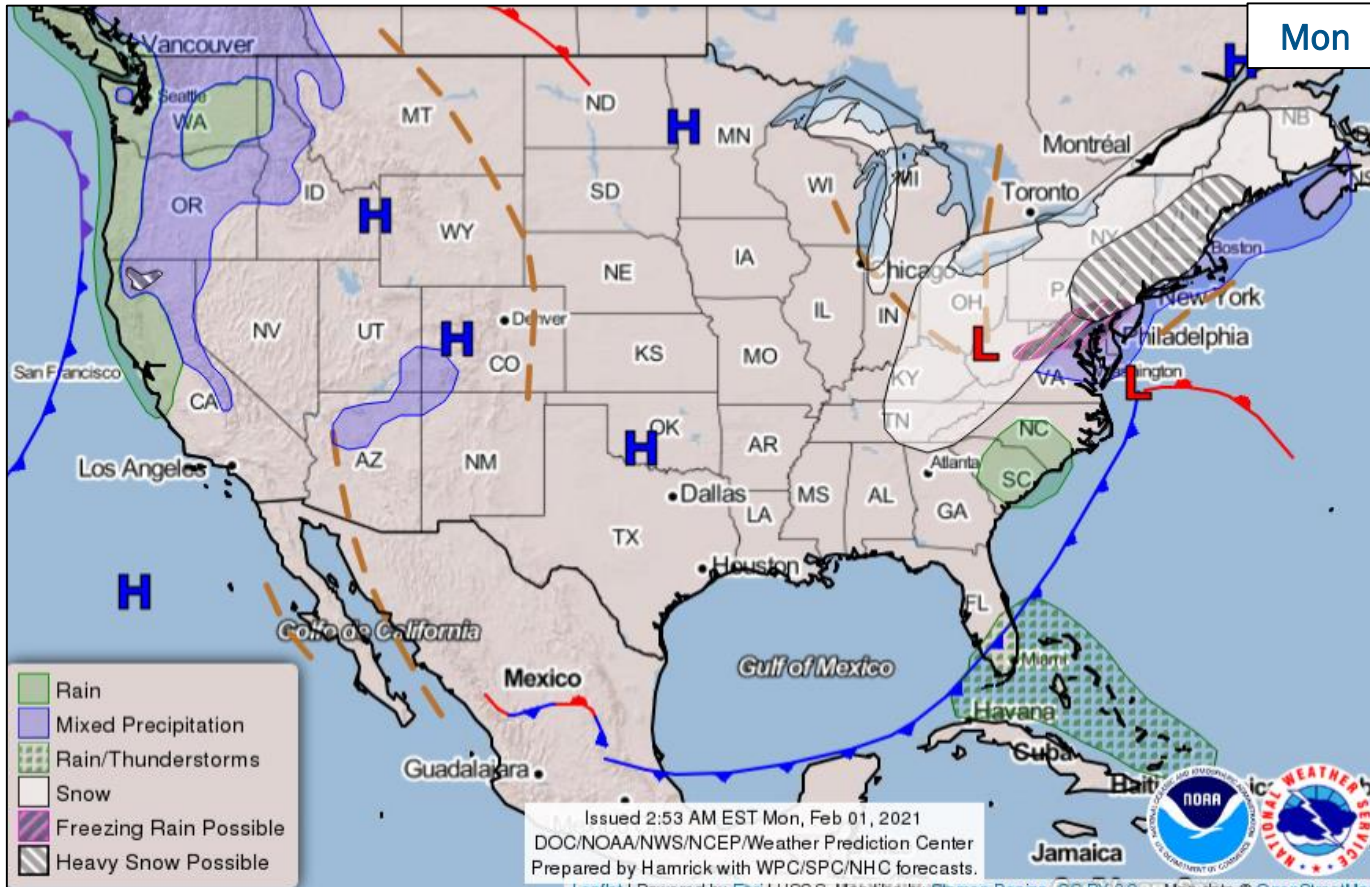
- Total Doses:
 - Distributed : **49,933,250 (+8,521,700)**
 - Administered: **31,123,299 (+9,274,644)**
 - People Receiving 1 or More Doses: **25,201,143 (+6,699,012)**
- People Receiving 2 Doses: **5,657,142 (+2,440,306)**
- Doses Administered in Long-Term Care Facilities: **3,683,718 (+1,116,700)**

U.S. COVID-19 Vaccine Administration by Vaccine Type



FEMA

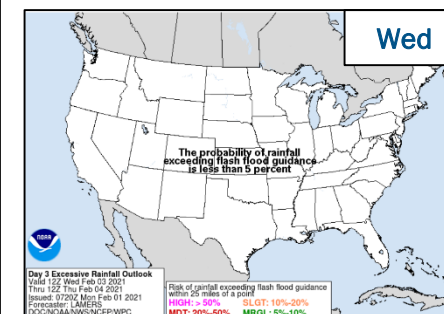
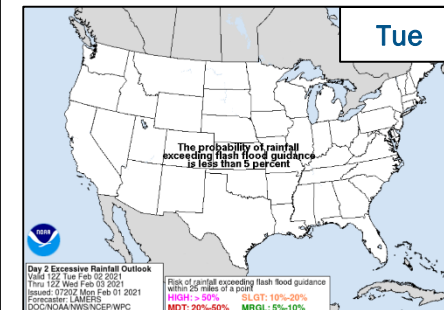
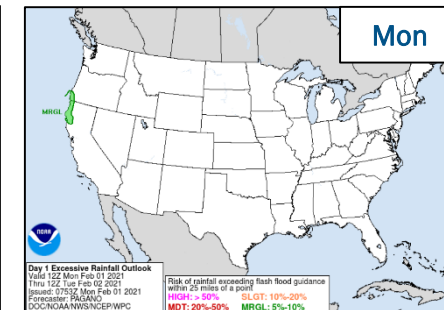
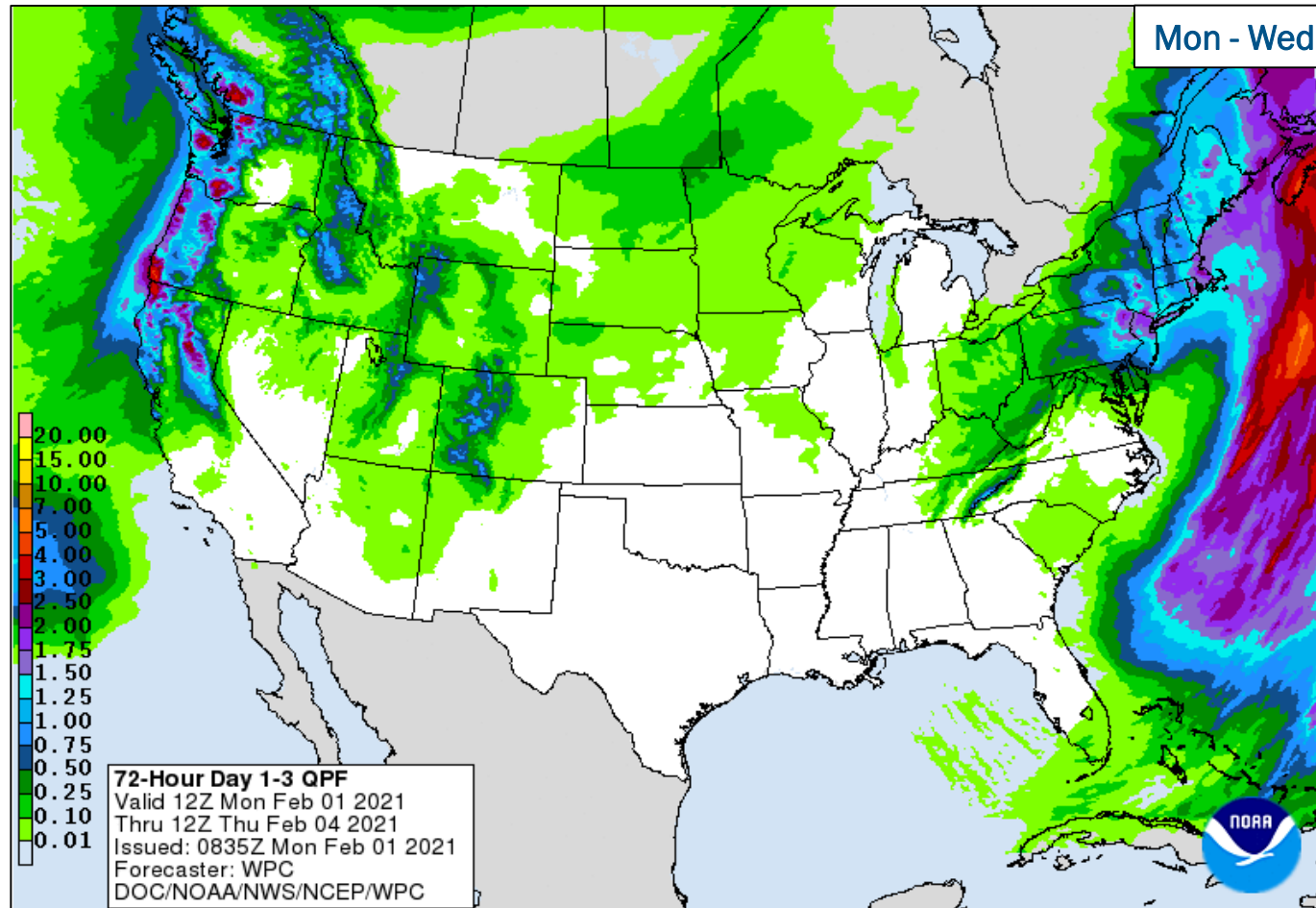
National Weather Forecast



FEMA

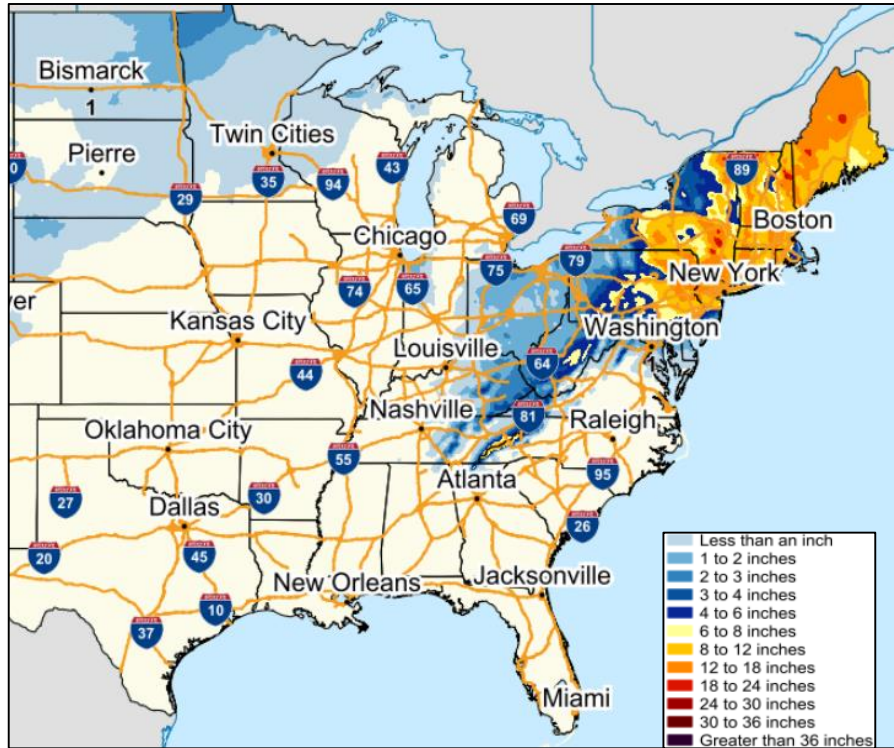
National Watch Center

Precipitation & Excessive Rainfall

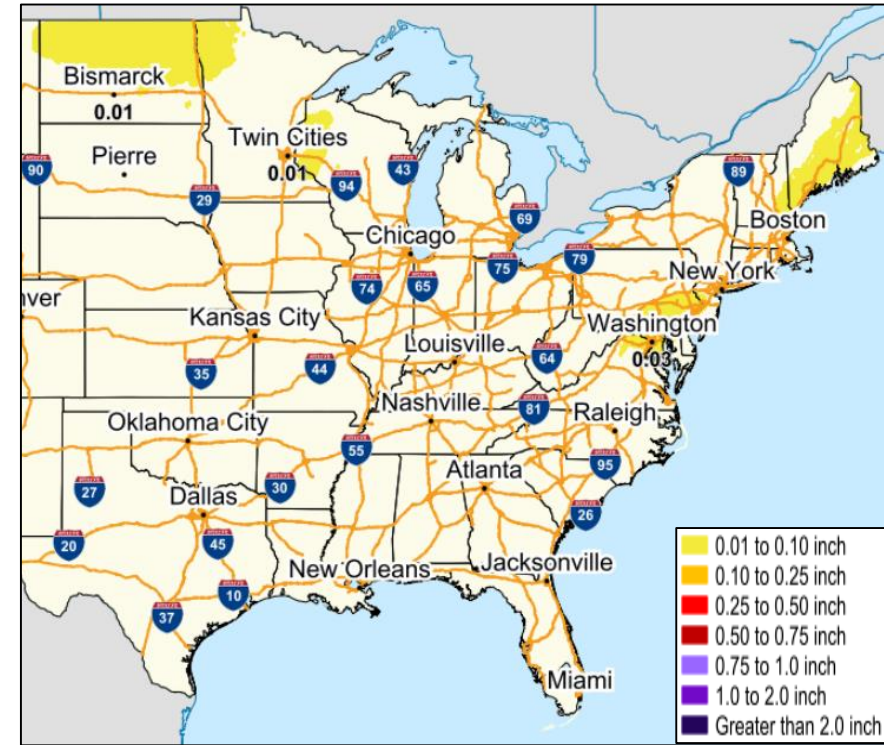


FEMA

Snow and Ice Accumulation Outlooks



Forecast Snowfall

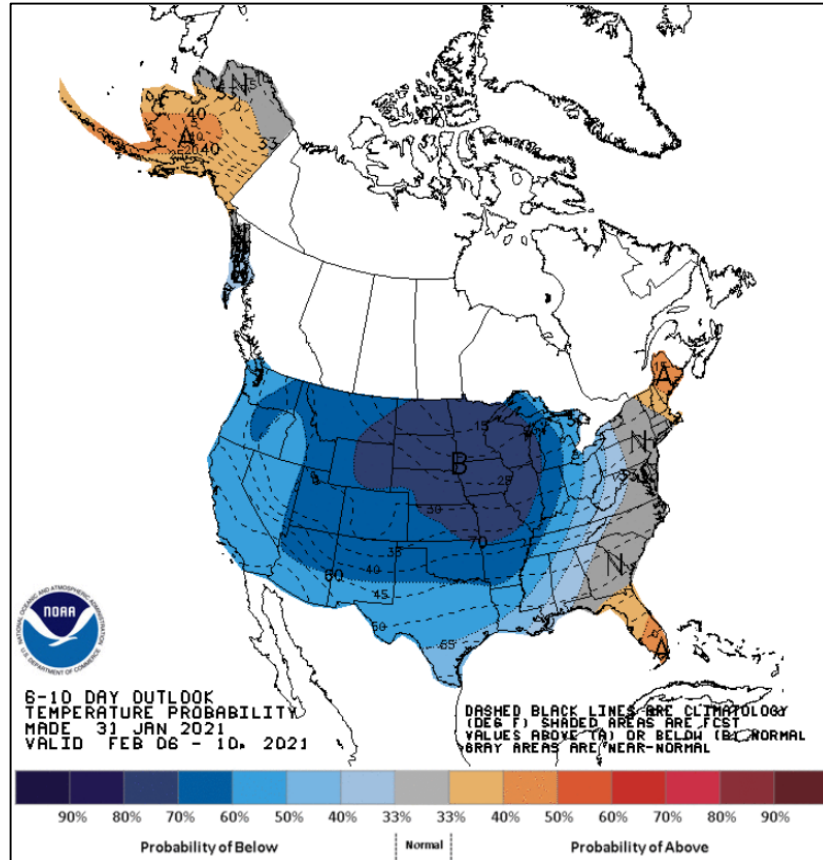


Ice Accumulation Forecast

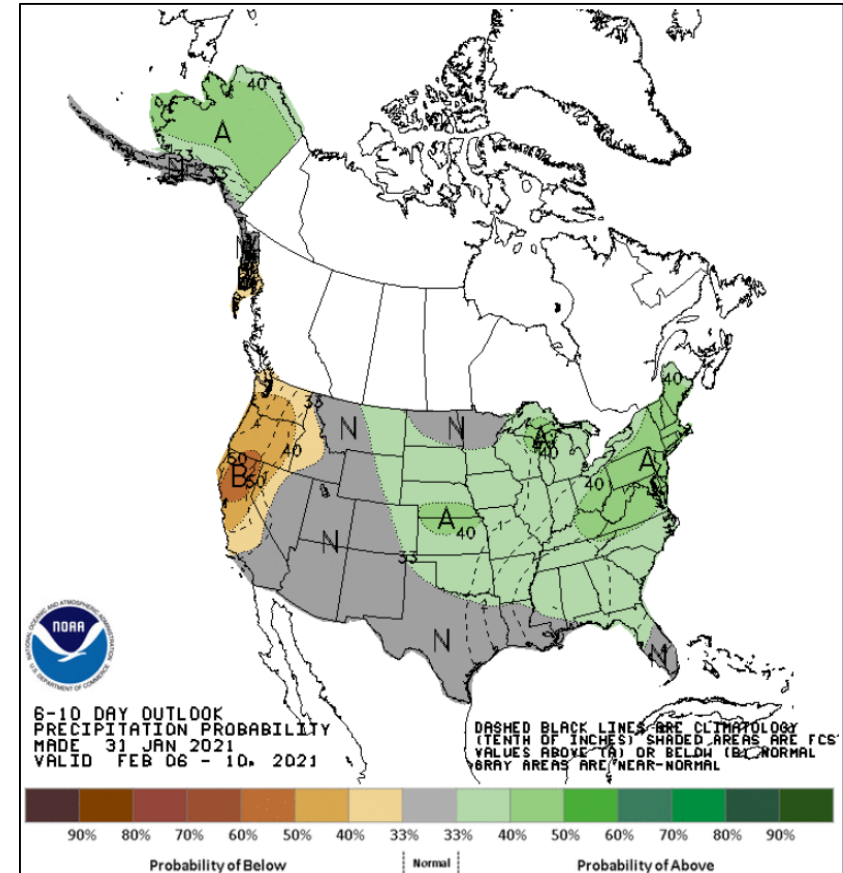


FEMA

Long Range Outlooks – Feb 6 - 10



6-10 Day Temperature Probability



6-10 Day Precipitation Probability



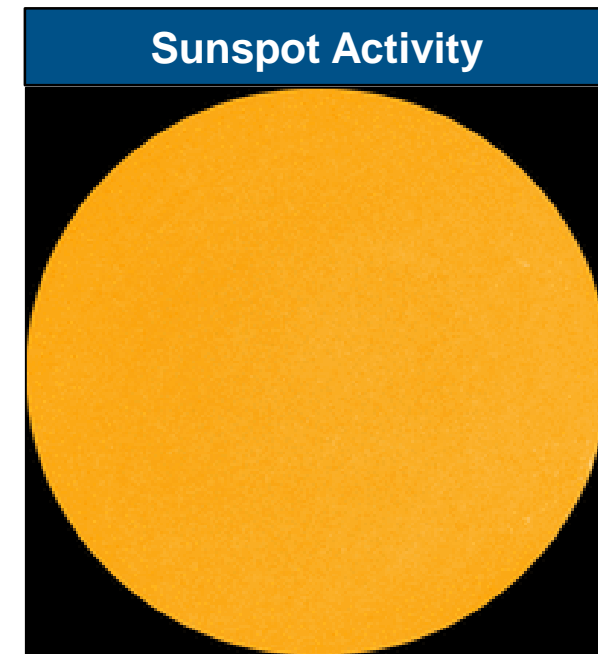

FEMA

National Watch Center

Space Weather Outlook

	Space Weather Activity	Geomagnetic Storms	Solar Radiation	Radio Blackouts
Past 24 Hours	None	None	None	None
Next 24 Hours	Minor	G1	None	None

For further information on NOAA Space Weather Scales refer to: <http://www.swpc.noaa.gov/noaa-scales-explanation>
 For further information on Sunspot Activity refer to: <https://www.swpc.noaa.gov/phenomena/sunspotsolar-cycle>



FEMA

National Watch Center

Joint Preliminary Damage Assessments

Region	State / Location	Event	IA	Number of Counties		Start - End
			PA	Requested	Complete	
IV	NC	Tropical Cyclone Eta Nov 12-19	IA	0	0	N/A
			PA	19	17	12/9 - TBD



FEMA

Declaration Requests in Process – 4

State / Tribe / Territory – Incident Description	Type	IA	PA	HM	Requested
WA – Wildfires and Straight-Line Winds	DR	X	X	X	9/16
MD – Tropical Storm Isaias (Appeal)	DR		X	X	11/12
Navajo Nation – COVID-19 Pandemic	DR	X	X	X	12/3
AK – Severe Storms, Flooding, Landslides, and Mudslides	DR		X	X	1/29



FEMA

FEMA Common Operating Picture

FEMA HQ	
NWC	NRCC
Monitoring	Level I

FEMA REGIONS	
Watch	RRCC
Monitoring	I Level II
Alt. Location	II Level III
Alt Location	III Level III
Monitoring	IV Rostered
Alt Location	V Level III
Monitoring	VI Level III
Alt Location	VII Rostered
Monitoring	VIII Level III
Monitoring	IX Rostered
Monitoring	X Level III

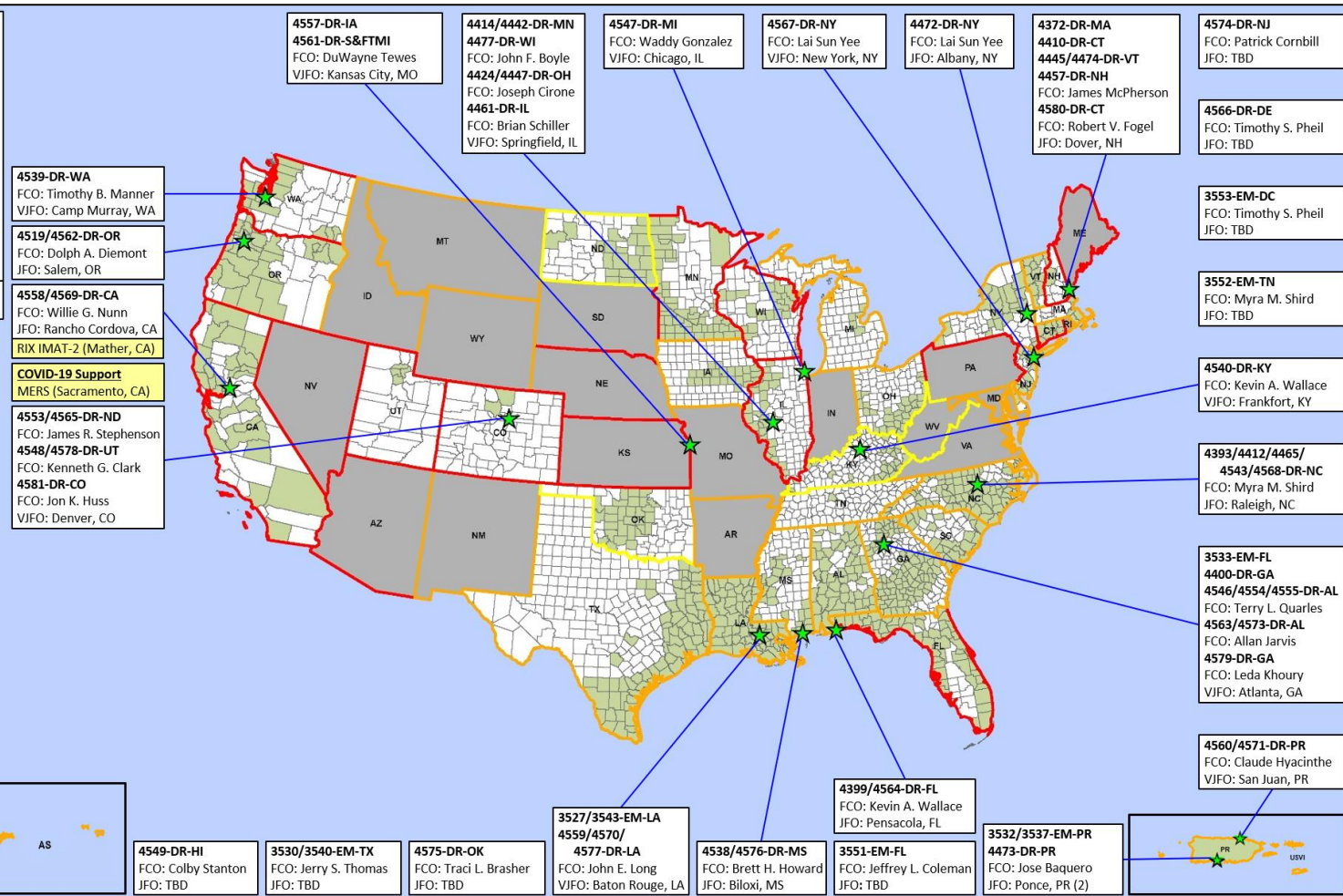
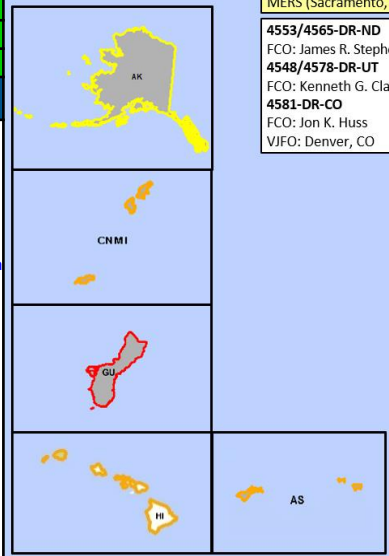
Notes:

NRCC/RRCCs: COVID-19
 RII, III & V RWCs: COVID Protocols & Winter Storm
 RVII COVID protocols

All State EOCs, activated for COVID-19 (except SD)
 PR: Earthquakes
 DE, MD & PA Winter Storm
 LA: TC
 Laura/Delta/Zeta
 IA: Derecho
 CA & CO: Wildfires
 AK: Flooding & Landslides

Major Disasters (DR): 111
 • COVID-19: 57
 Emergency Disasters (EM): 55
 • COVID-19: 43
 ★ JFOs: 9 / VJFOs: 10
 ● Staging Area
 ■ Declared County (non-COVID-19 Declarations)
 □ Fully Activated
 □ Partially Activated
 □ Monitoring

As of 8:00 a.m. ET February 1, 2021
 Created by FEMA NWC



N-IMATs	
2-4 Teams Available	
Red	
White	NRCC
Blue	
Gold	
R-IMATs	
4-6 Teams Available	
I	
II	USVI
III	RRCC
IV-1	
IV-2	
V	RRCC
VI-1	NM
VI-2	TX
VII	
VIII	
IX-1	
IX-2	CA
X	RRCC
FMC	PMC
NMC	Deployed

Team Status	US&R 33-65%	MERS > 66%	FCOs ≤1 Type I	FDRCs ≤1	IM WORKFORCE	IM CADRE AVAILABILITY SUMMARY Cadres with 25% or Less Availability
Assigned:	28	36	45	9	13,979 (-1)	EHP 18% (122/668); FL 25% (38/155); HM 22% (273/1,251); OPS 17% (58/338); PA 20% (633/3,193); SAF 23% (14/60)
Unavailable	1	0	2	0	3,190 (+6)	
Deployed:	0	0	42	8	6,282 (-5)	
Available:	27	36	1	1	32% / 4,507 (+53)	



FEMA

Helping people before, during, and after disasters.

[Click here to subscribe to this briefing.](#)