

FEMA National Watch Center

# Daily Operations Briefing

Tuesday, February 9, 2021

8:30 a.m. ET



**FEMA**

# National Current Ops / Monitoring

---

## New Significant Incidents / Ongoing Ops:

- COVID-19

## Hazard Monitoring:

- Winter Weather – Plains to the Mid-Atlantic and Northeast
  - Winter Storm Warnings – Ohio Valley
  - Freezing Rain – Southern Plains to the Ohio Valley
- Critical Fire Weather – New Mexico

---

## Disaster Declaration Activity:

- None

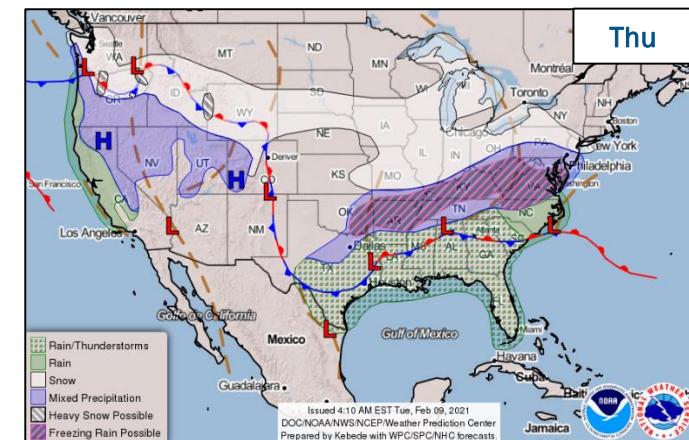
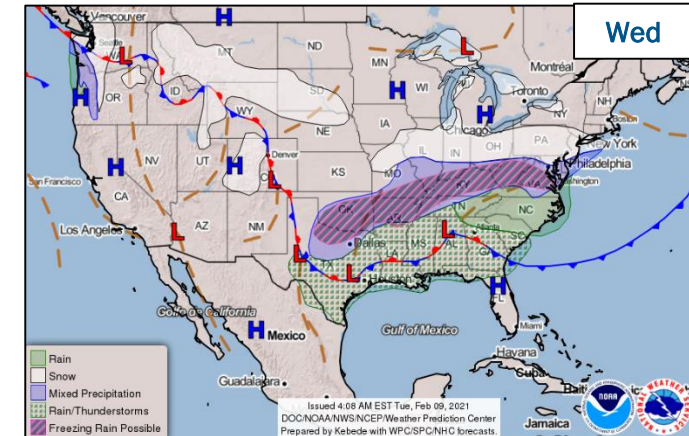
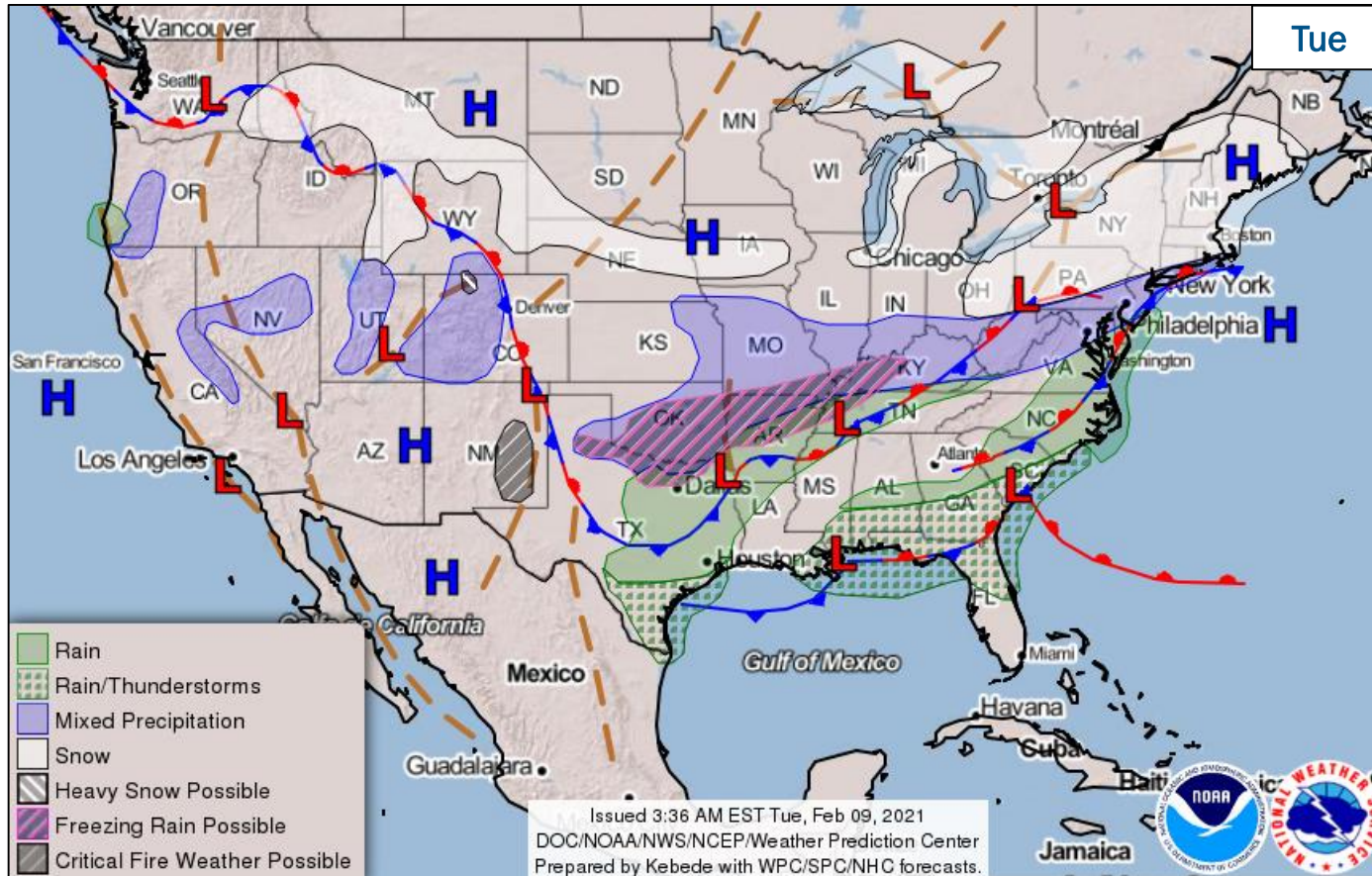
## Event Monitoring:

- None



**FEMA**

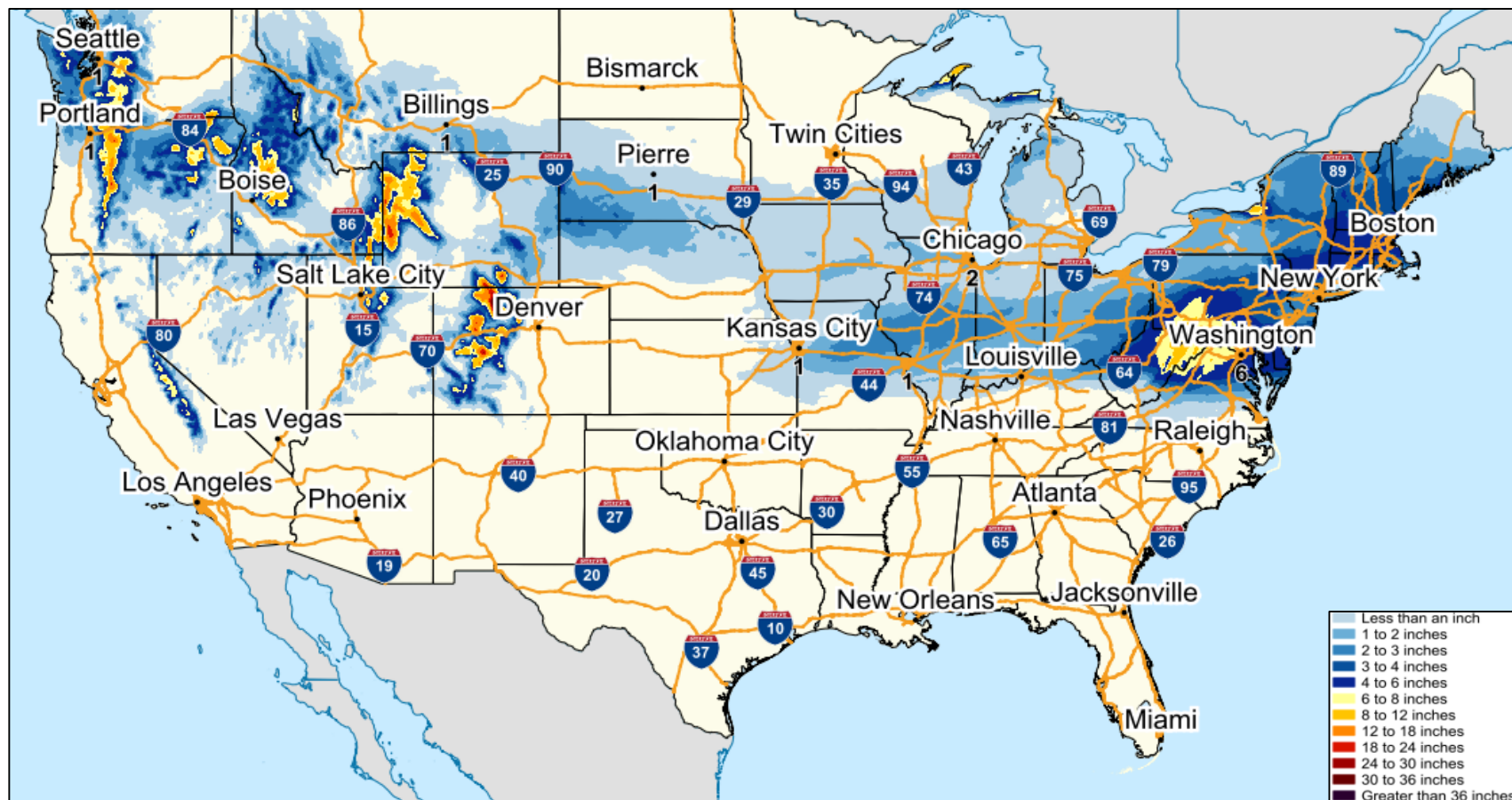
# National Weather Forecast



FEMA

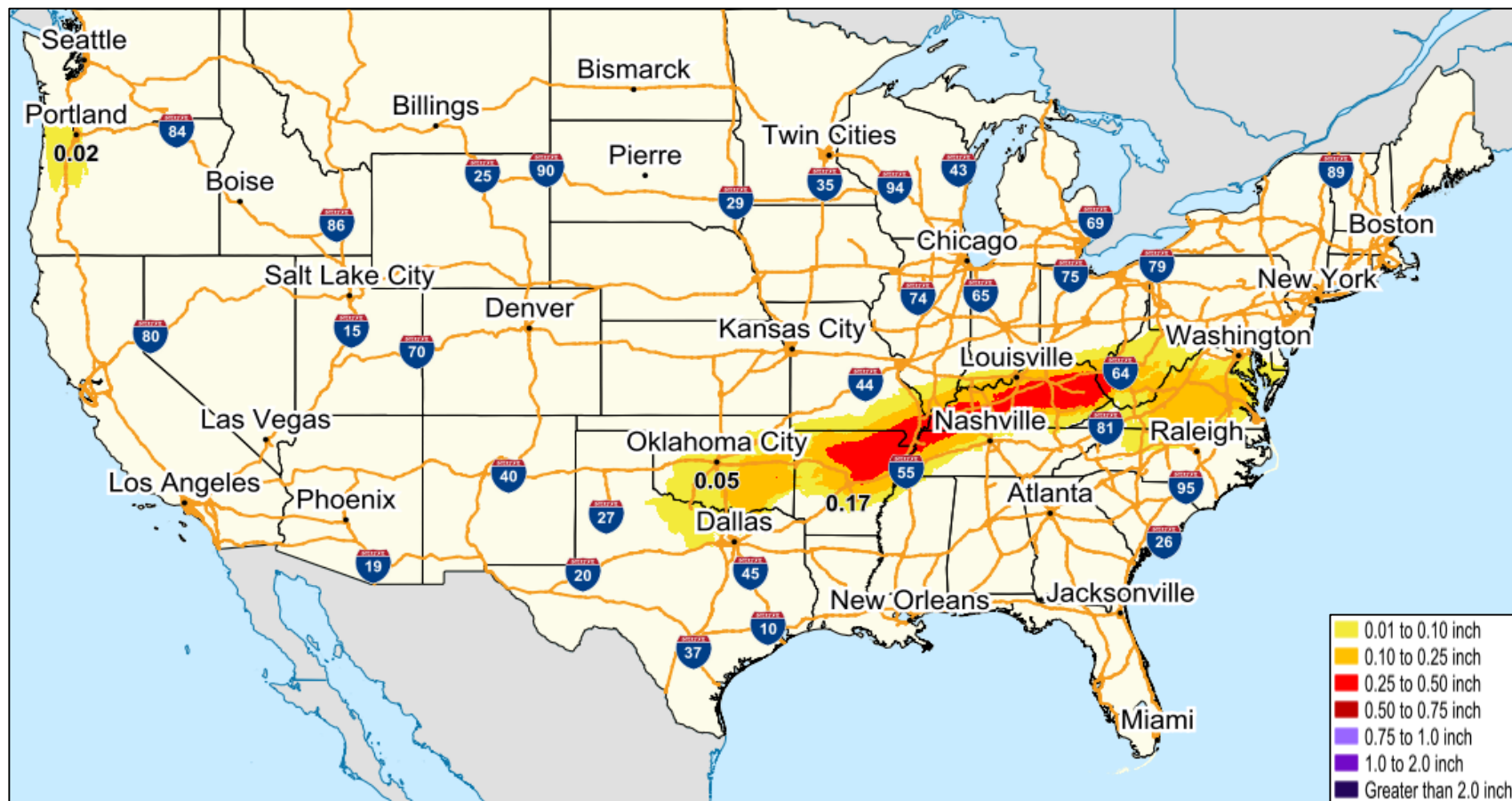
National Watch Center

# Forecast Snowfall



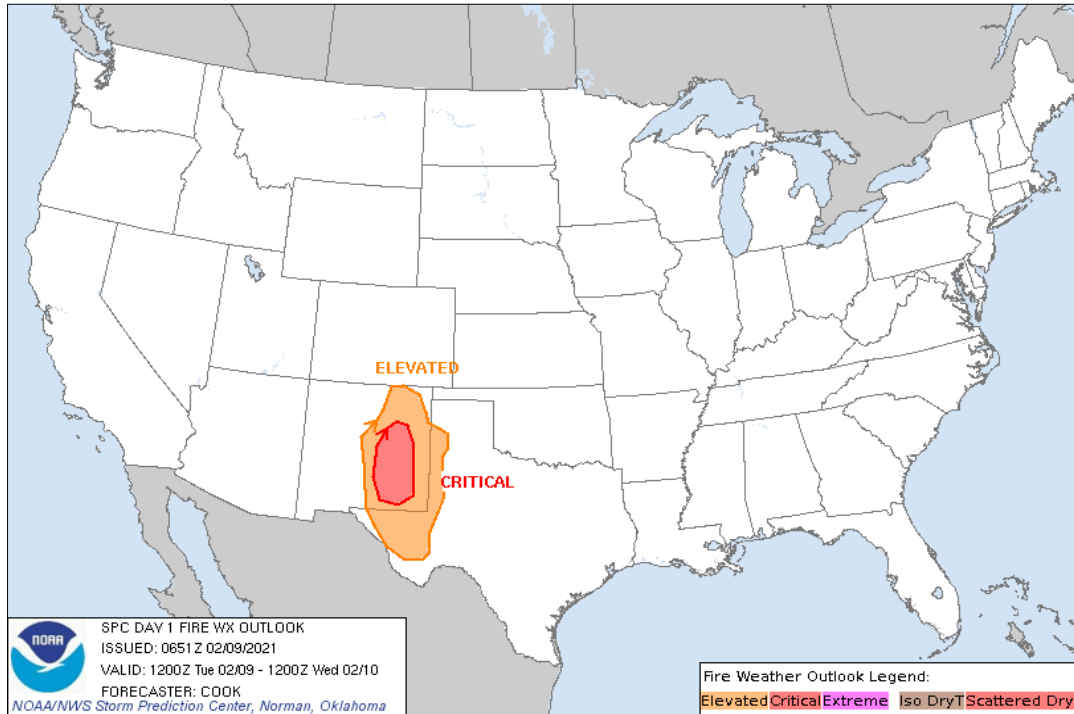
FEMA

# Ice Accumulation Forecast

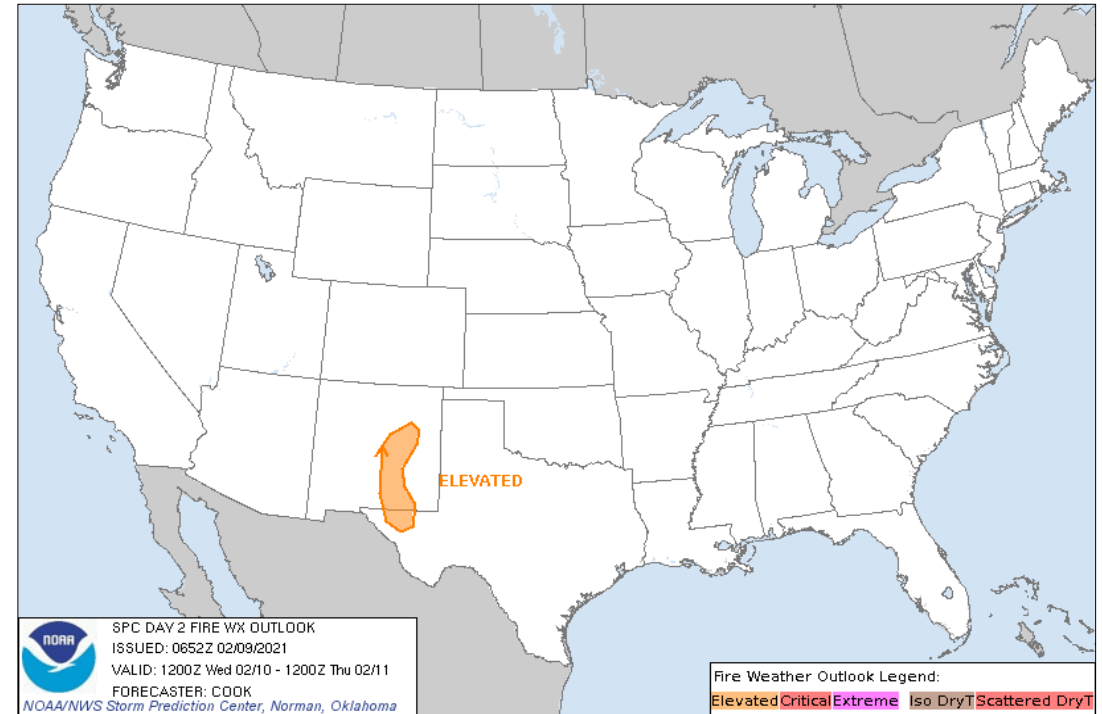


FEMA

# Fire Weather Outlook



Today



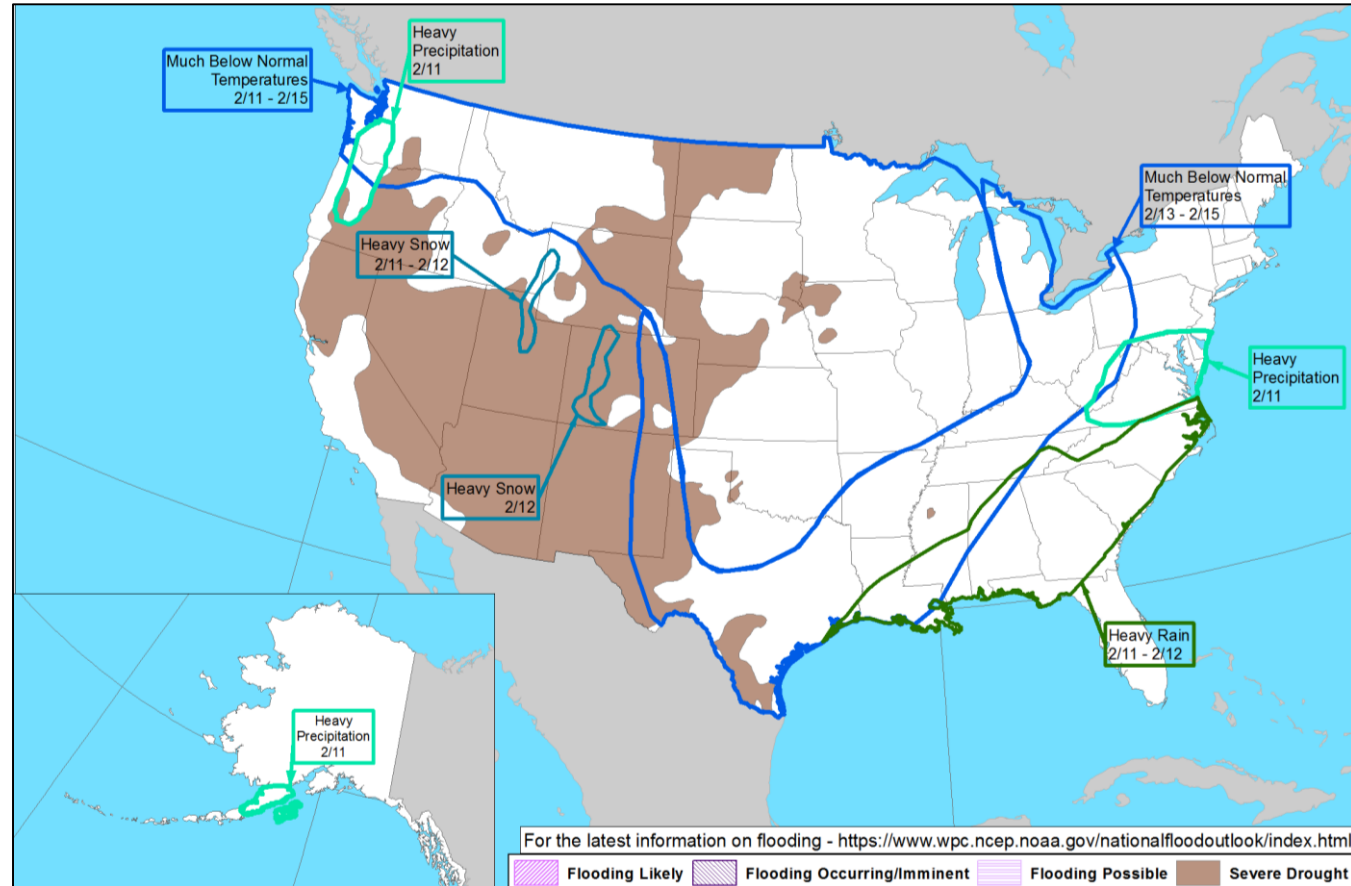
Tomorrow



FEMA

National Watch Center

# Hazards Outlook – Feb 11-15



FEMA

# Joint Preliminary Damage Assessments

Region	State / Location	Event	IA	Number of Counties		Start - End
			PA	Requested	Complete	
X	WA	Severe Winter Storms Dec 28, 2020 to Jan 16, 2021	IA	0	0	N/A
			PA	16	0	2/10 - TBD
	ID	Windstorm Jan 13, 2021	IA	0	0	N/A
			PA	4	0	2/5 - TBD



FEMA



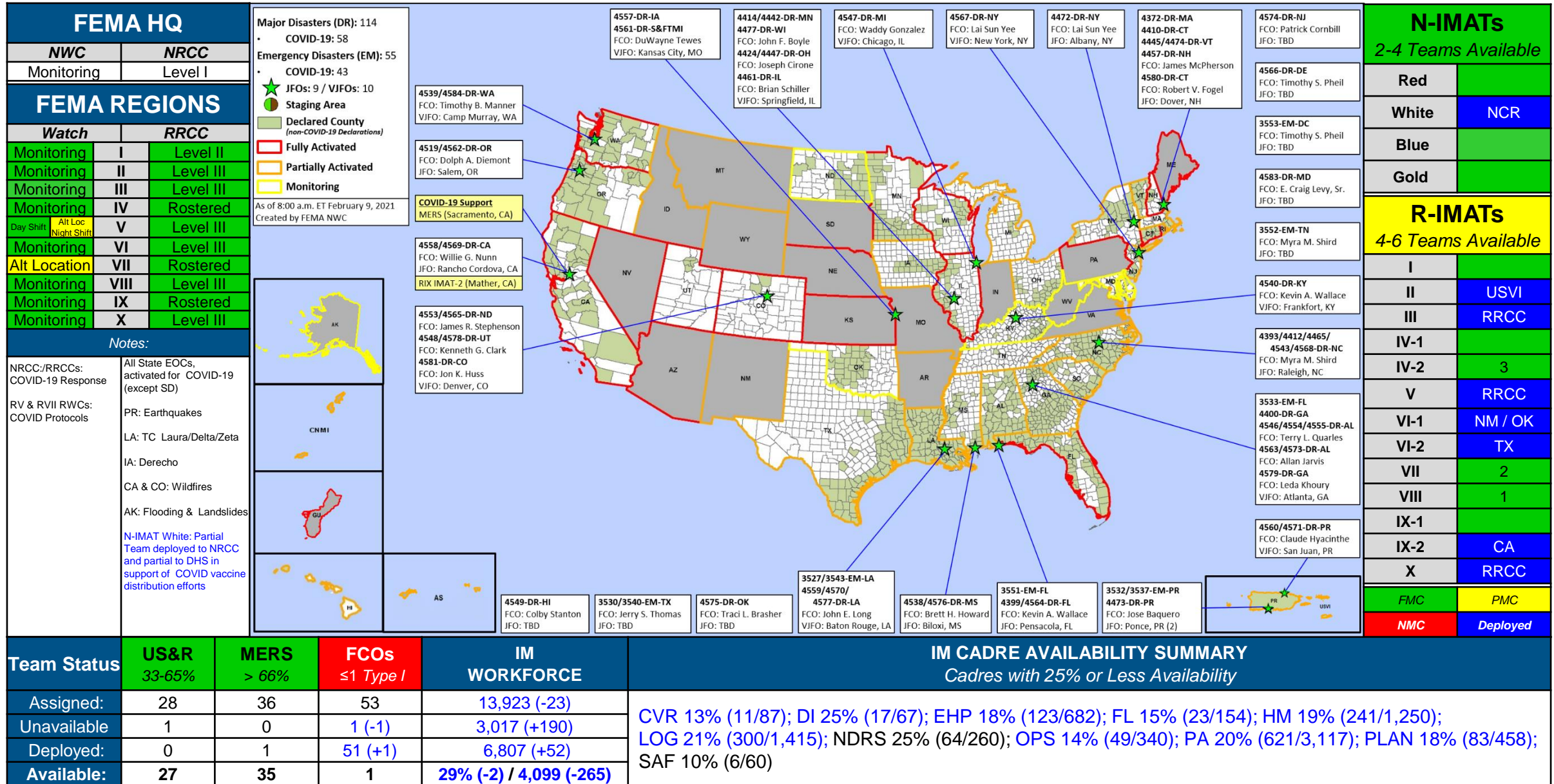
# Declaration Requests in Process – 1

State / Tribe / Territory – Incident Description	Type	IA	PA	HM	Requested
AK – Severe Storms, Flooding, Landslides, and Mudslides	DR		X	X	1/29



**FEMA**

# FEMA Common Operating Picture



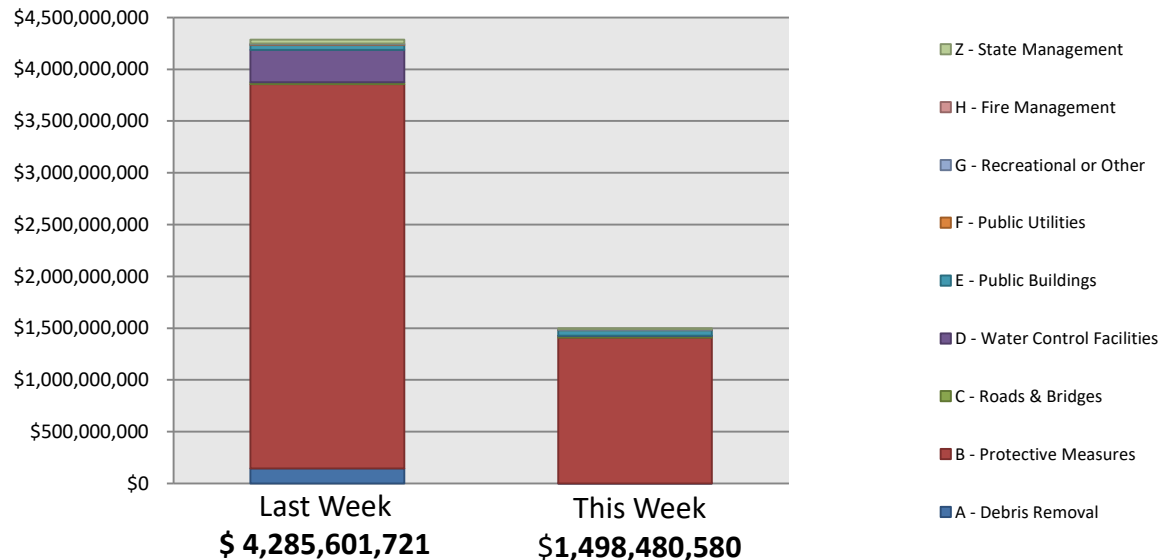
# Public Assistance Grant Program

## PA Project Worksheets Obligated

in past week, as of 02/08/2021 at 1500 ET

PA Category	Emergency Work		Permanent Work					H - Fire Management	Z - State Management	Total
	A - Debris Removal	B - Protective Measures	C - Roads & Bridges	D - Water Control Facilities	E - Public Buildings	F - Public Utilities	G - Recreational or Other			
Number Of PWs Obligated	28	94	99	17	70	22	34	0	91	455
Federal Share Obligated	\$1,477,948	\$1,408,675,837	\$13,310,970	\$2,697,056	\$54,326,811	\$2,964,874	\$6,619,239	\$0	\$8,407,845.98	\$1,498,480,579.57

## Public Assistance Obligated per Category 01/25/2021 through 02/08/2021



## COVID-19 Obligated as of 02/08/21

- Total Public Assistance Obligated: \$8,536,356,972.00

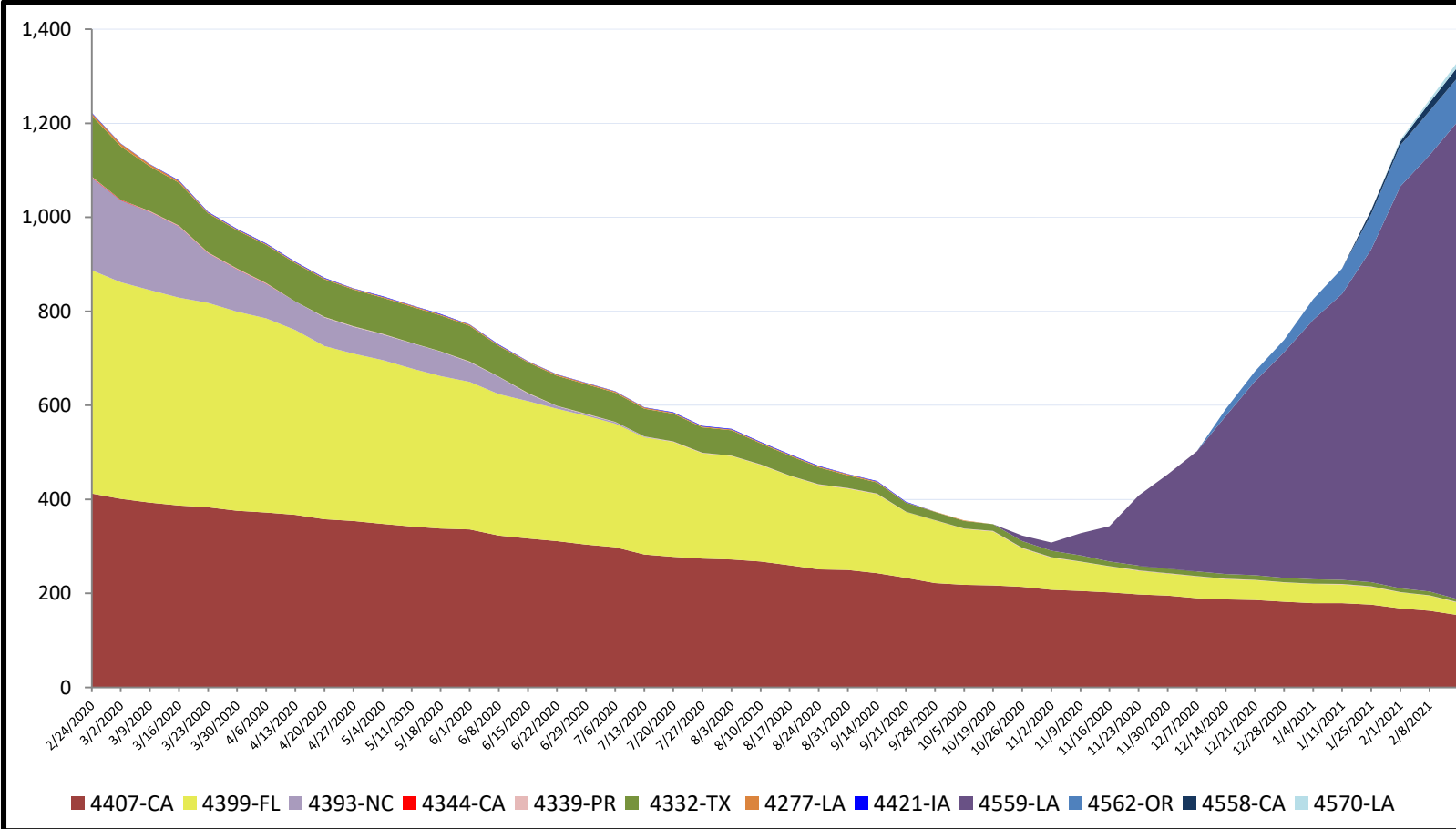
## This weeks PA Highlights

- In 4482-CA
  - \$840 Million obligated for Category B – Protective Measures
- In 4481-WA
  - \$275 Million obligated for Category B – Protective Measures
- In 4496-MA
  - \$213 Million obligated for Category B – Protective Measures

# Direct Housing

## Total Households in FEMA Direct Housing per State

Past Year per Week, 02/10/2020 – 02/08/2021. There are currently **1,333** Households Occupying **1,333** Temporary Units.



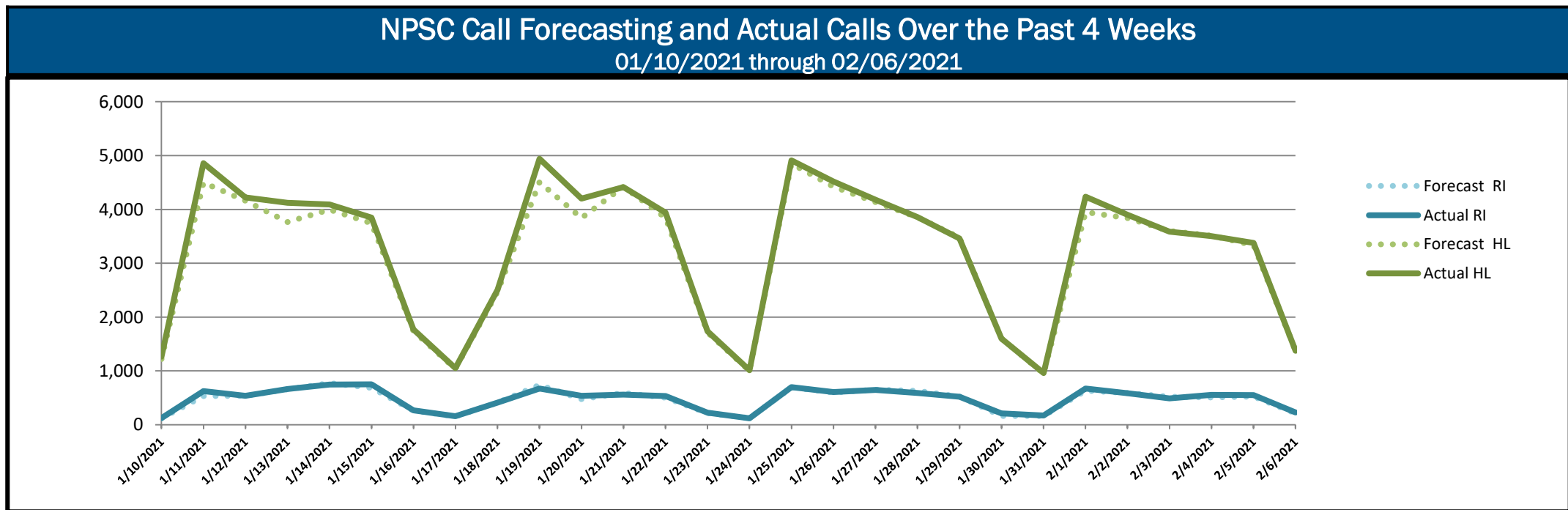
DR	IA Declaration Date	Program End Date	Current # of Households in Direct Housing (Weekly Change)
4570-LA	10/16/2020	4/16/2022	11 (+5)
4562-OR	9/15/2020	3/15/2022	94 (0)
4559-LA	8/28/2020	2/28/2022	1018 (+90)
4558-CA	8/22/2020	2/22/2022	23 (+5)
4407-CA	11/12/2018	5/12/2020	154 (-9)
4399-FL	10/11/2018	4/11/2020	26 (-6)
4339-PR	9/20/2017	9/20/2019	1 (0)
4332-TX	8/25/2017	8/25/2019	6 (-2)



States with Currently Occupied Units

# NPSC Call Activity

NPSC Call Activity in the Past Week 01/31/2021 through 02/06/2021		
Call Type	Projected Calls	Actual Calls
Registration Intake:	3,159	3,256
Helpline:	20,555	20,944
Combined:	23,714	24,200



# Individual Assistance Activity

Individuals and Households Program Activity As Of: 2/8/21					
		In Past 7 Days		Cumulative	
		Applicants Approved	Amount Approved	Applicants Approved	Amount Approved
	<b>4573-AL Declared 12-10-2020 End Of Reg Period 02-08-2021</b>				
Open Registration Period	Housing Assistance	607	\$1,929,743.91	4,496	\$12,828,920.67
	Other Needs Assistance	409	\$623,799.79	5,012	\$7,751,796.97
	<b>Total IHP</b>	<b>\$2,553,543.70</b>		<b>\$20,580,717.64</b>	
	<b>Average IHP</b>			<b>\$2,911</b>	
	<b>Total Max Grants</b>			<b>HA</b>	<b>ONA</b>
				<b>2</b>	<b>0</b>
	<b>4576-MS Declared 12-31-2020 End Of Reg Period 03-01-2021</b>				
Open Registration Period	Housing Assistance	661	\$2,022,509.76	2,157	\$7,311,489.21
	Other Needs Assistance	291	\$422,828.45	979	\$1,327,950.59
	<b>Total IHP</b>	<b>\$2,445,338.21</b>		<b>\$8,639,439.80</b>	
	<b>Average IHP</b>			<b>\$3,508</b>	
	<b>Total Max Grants</b>			<b>HA</b>	<b>ONA</b>
				<b>1</b>	<b>0</b>
	<b>4577-LA Declared 01-12-2021 End Of Reg Period 03-15-2021</b>				
Open Registration Period	Housing Assistance	434	\$1,559,885.38	995	\$3,284,354.75
	Other Needs Assistance	200	\$176,583.18	519	\$433,122.77
	<b>Total IHP</b>	<b>\$1,736,468.56</b>		<b>\$3,717,477.52</b>	
	<b>Average IHP</b>			<b>\$2,979</b>	
	<b>Total Max Grants</b>			<b>HA</b>	<b>ONA</b>
				<b>1</b>	<b>0</b>
Other IHP Active	<b>18 Declarations IHP Programmatically Open - Closed Registration *</b>				
	Housing Assistance	1,182	\$6,026,068.65		
	Other Needs Assistance	446	\$645,398.43		
	<b>Total IHP</b>	<b>\$6,671,467.08</b>			
	<b>Total IHP Approved in Past Week</b>	<b>\$13,406,817.55</b>			





# FEMA

Helping people before, during, and after disasters.

[Click here to subscribe to this briefing.](#)