

The Disaster Center is dedicated to the idea that disaster mitigation is cost effective and individuals pursuing their own interest are the greatest potential force for disaster reduction.

Please consider making a small donation to the Disaster Center



When disaster mitigation is cost effective, we are on the road to bringing disasters to an end.



FEMA

Daily Operations Briefing

Wednesday, February 26, 2020

8:30 a.m. ET

National Current Operations & Monitoring



FEMA

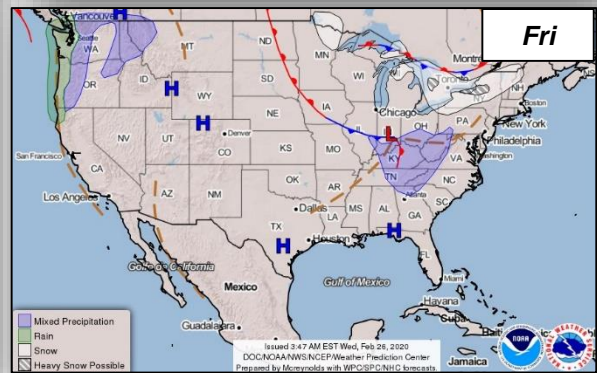
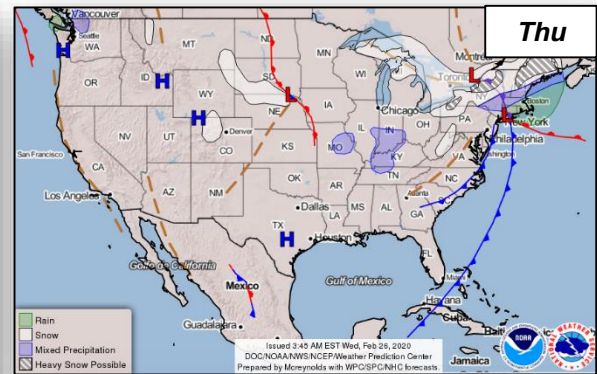
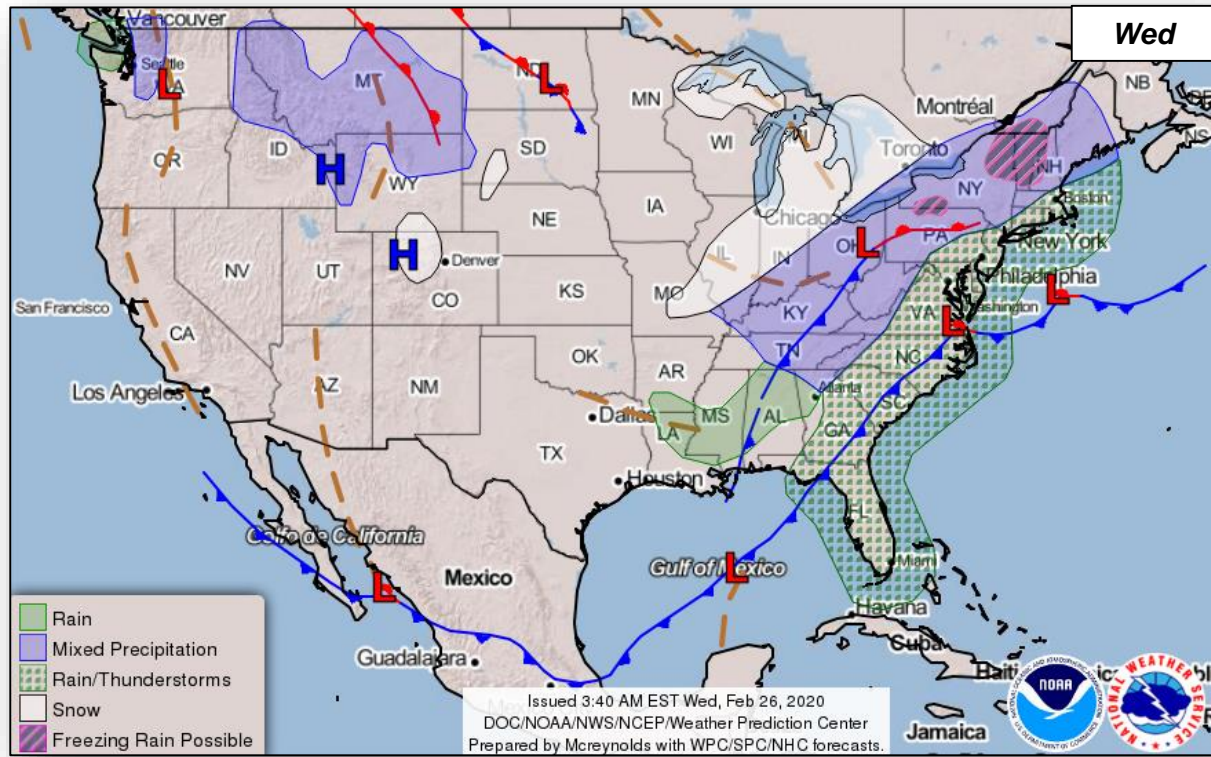
Significant Incidents or Threats:

- Heavy snow – Great Lakes and Northern New England
- Very heavy lake effect snow – downwind from Great Lakes

Tropical Activity: None

Declaration Activity: None

National Weather Forecast



Joint Preliminary Damage Assessments



FEMA

Region	State / Location	Event	IA/PA	Number of Counties		Start – End
				Requested	Completed	
IV	SC	Severe Weather & Flooding Feb 6	IA	1	1	2/17 – 2/20
			PA	7	7 (+3)	2/17 – 2/25
	KY	Severe Storms & Flooding Feb 3	IA	4	0	2/26 – TBD
			PA	14	0	2/25 – TBD
V	IL	Severe Storms & Lake Shore Flooding Jan 10-12	IA	0	0	N/A
			PA	2	0	2/24 – TBD
X	OR	Severe Flooding Feb 5-10	IA	3	3	2/19 – 2/21
			PA	3	0	2/24 – 2/29
	WA	Flooding, Landslides & Mudslides Jan 20 – Feb 10	IA	7	0	3/2 – 3/6
			PA	18	0	2/24 – 2/29

Declaration Requests in Process – 5



FEMA

State / Tribe / Territory – Incident Description	Type	IA	PA	HM	Requested
TX – Severe Storms, Straight-line Winds, and Tornadoes	DR		X	X	Jan 13
AK – Severe Storms and Flooding	DR		X	X	Feb 6
WI – Severe Winter Storm and Flooding	DR		X	X	Feb 10
MS – Severe Storms, Tornadoes, Straight-line Winds, and Flooding	DR		X	X	Feb 10
AR – Severe Storm, Straight-line Winds, and a Tornado (Appeal)	DR		X	X	Feb 20

FEMA Common Operating Picture



FEMA

FEMA HQ	
NWC	NRCC
Monitoring	Gold

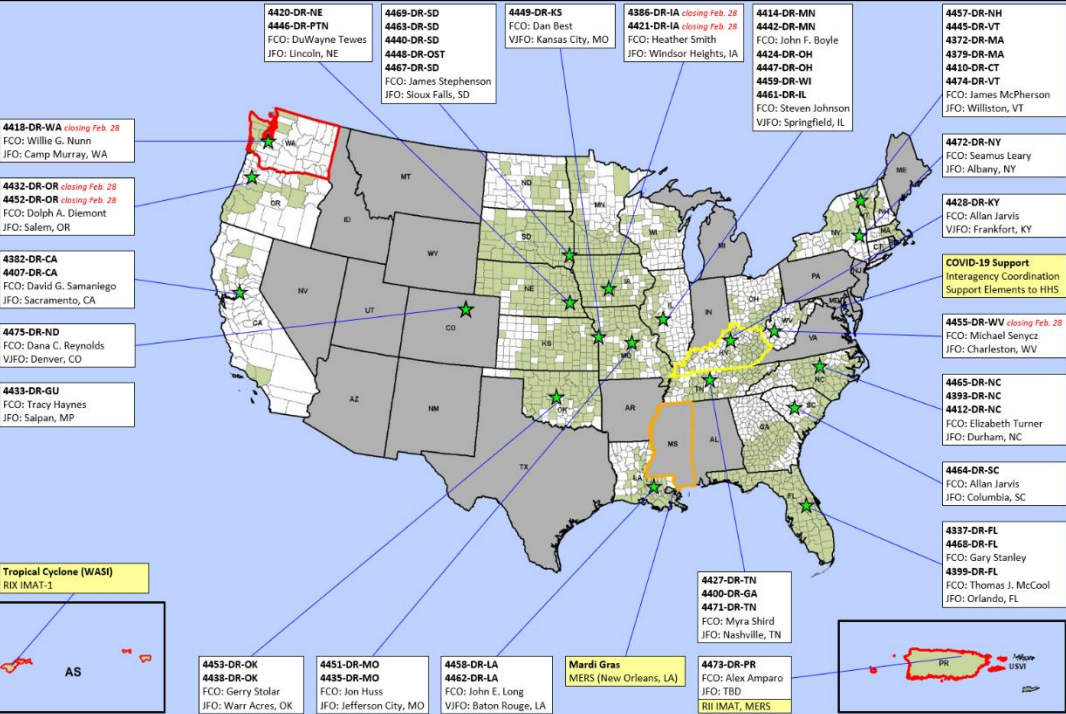
FEMA REGIONS		
WATCH	RRCC	
Monitoring	I	Rostered
Monitoring	II	Rostered
Monitoring	III	Rostered
Monitoring	IV	Rostered
Monitoring	V	Rostered
Monitoring	VI	Rostered
Monitoring	VII	Rostered
Monitoring	VIII	Rostered
Monitoring	IX	Rostered
Monitoring	X	Rostered

Notes:

AS: Measles
 KY: Flooding
 MS: Flooding
 PR: Earthquake
 TN: Steady State
 WA: COVID-19

- Major Disasters (DR): 49
 Emergency Disasters (EM): 0
 JFOs: 16 / VJFOs: 5
 Staging Area
 Distribution Center (DC)
 Declared County
 Fully Activated
 Partially Activated
 Monitoring

As of 3:00 a.m. ET February 26, 2020
 Created by FEMA NWC



N-IMATs	
3 Teams	
Red	
Blue	
Gold	

R-IMATs	
≥ 7 Teams	

I	1
II	PR
III	
IV-1	
IV-2	
V	3
VI-1	
VI-2	
VII	
VIII	2
IX-1	AS
IX-2	
X	

FMC	PMC
NMC	Deployed

Team:	US&R	MERS	FCOs	FDRCs	IM WORKFORCE
Status	>66%	>66%	≤ 1 Type I	≤ 1	
Assigned:	28	36	43	11	14,036 ▼
Unavailable:	0	0	0	0	3,703 ▼
Deployed:	0	2	36 (-1)	10	5,428 ▲
Available:	28	34	7 (+1)	1	4,905 / 35% (NC)

IM CADRE AVAILABILITY SUMMARY	
Cadres with 25% or Less Availability	
EHP	17% (104/618); FL 23% (37/162); PA 18% (530/3,023)



FEMA

FEMA's mission is helping people before, during, and after disasters.

Click [here](#) to subscribe to this briefing.