

The Disaster Center is dedicated to the idea that disaster mitigation is cost effective and individuals pursuing their own interest are the greatest potential force for disaster reduction.

Please consider making a small donation to the Disaster Center



When disaster mitigation is cost effective, we are on the road to bringing disasters to an end.



FEMA

Daily Operations Briefing

Sunday, March 1, 2020

8:30 a.m. ET

National Current Operations & Monitoring



FEMA

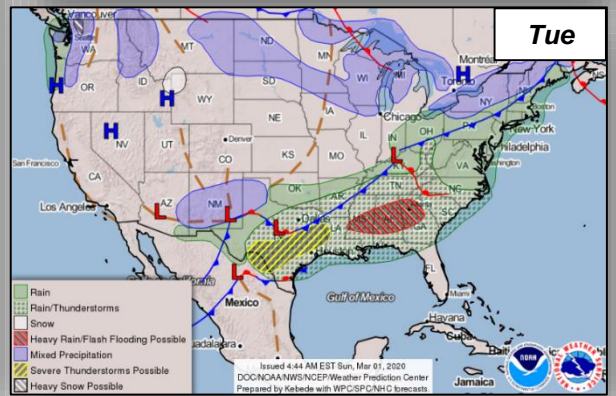
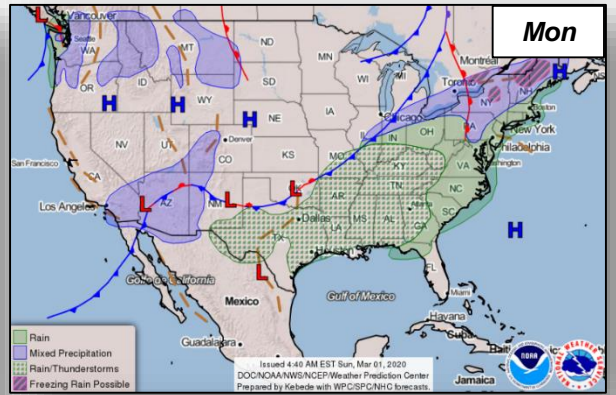
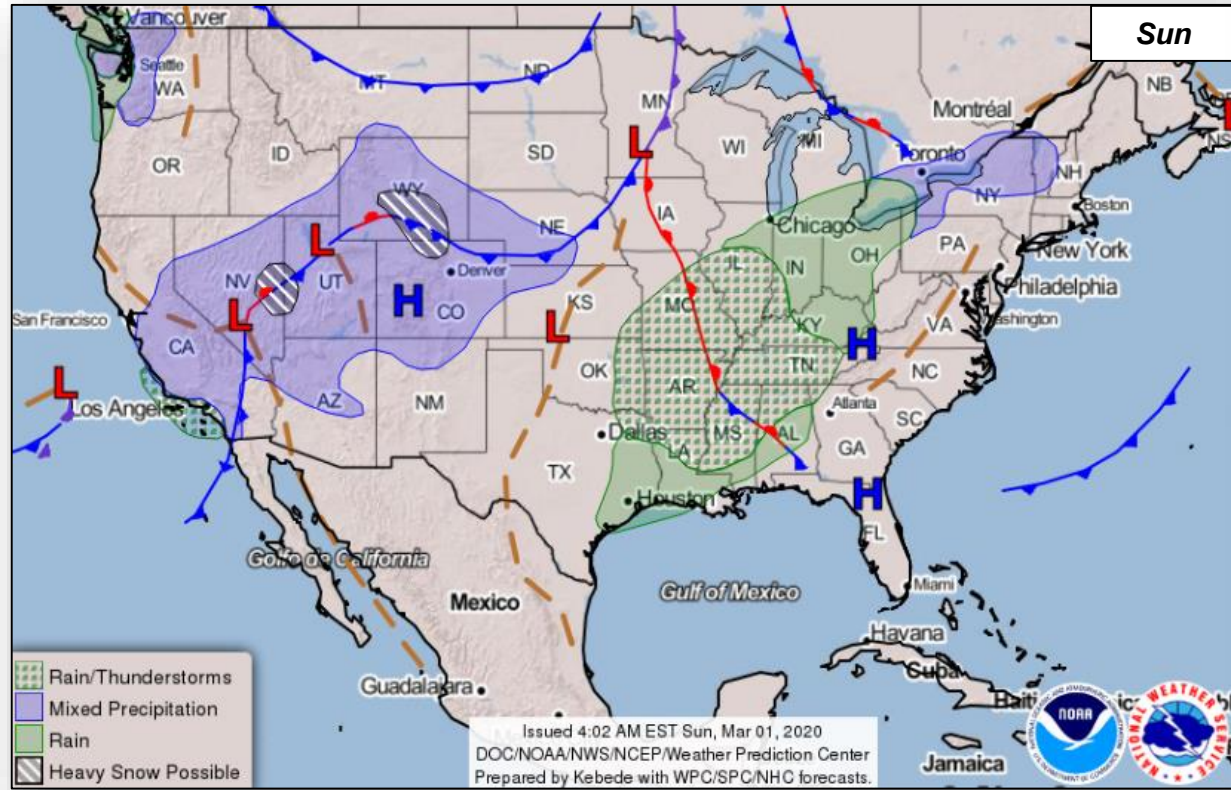
Significant Incidents or Threats:

- Rain and thunderstorms possible – Lower Mississippi Valley spanning to the Great Lakes
- Heavy snow possible – Central Great Basin and Central Rockies

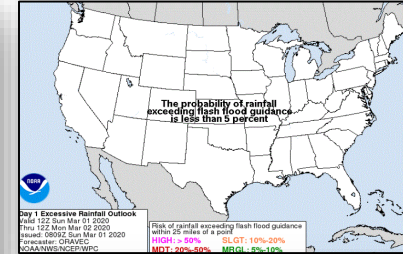
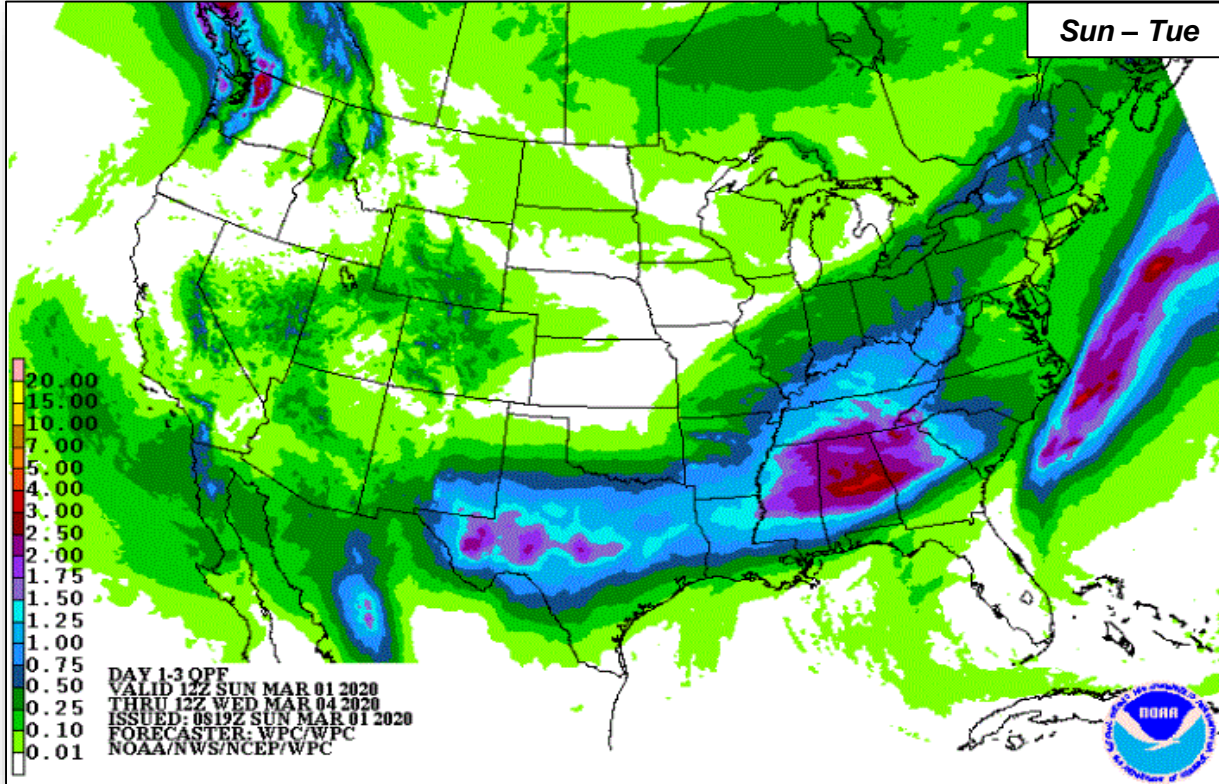
Tropical Activity: None

Declaration Activity: None

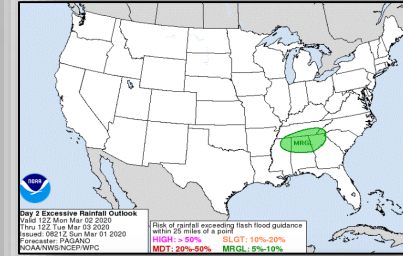
National Weather Forecast



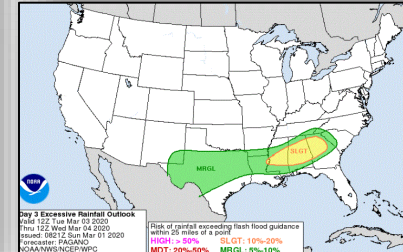
Precipitation & Excessive Rainfall



Sun

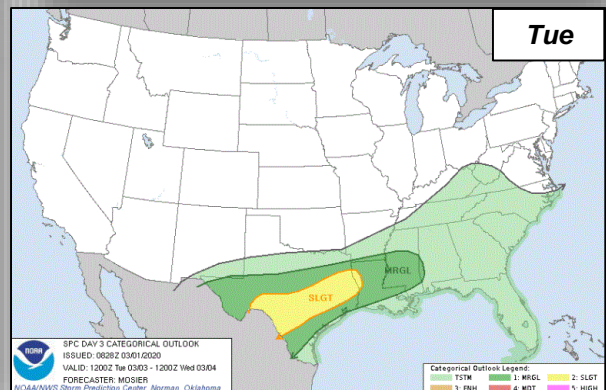
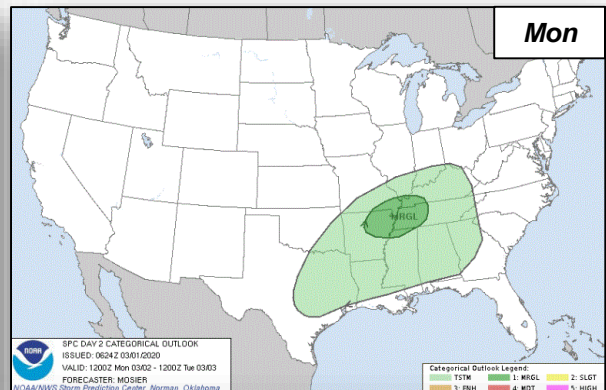
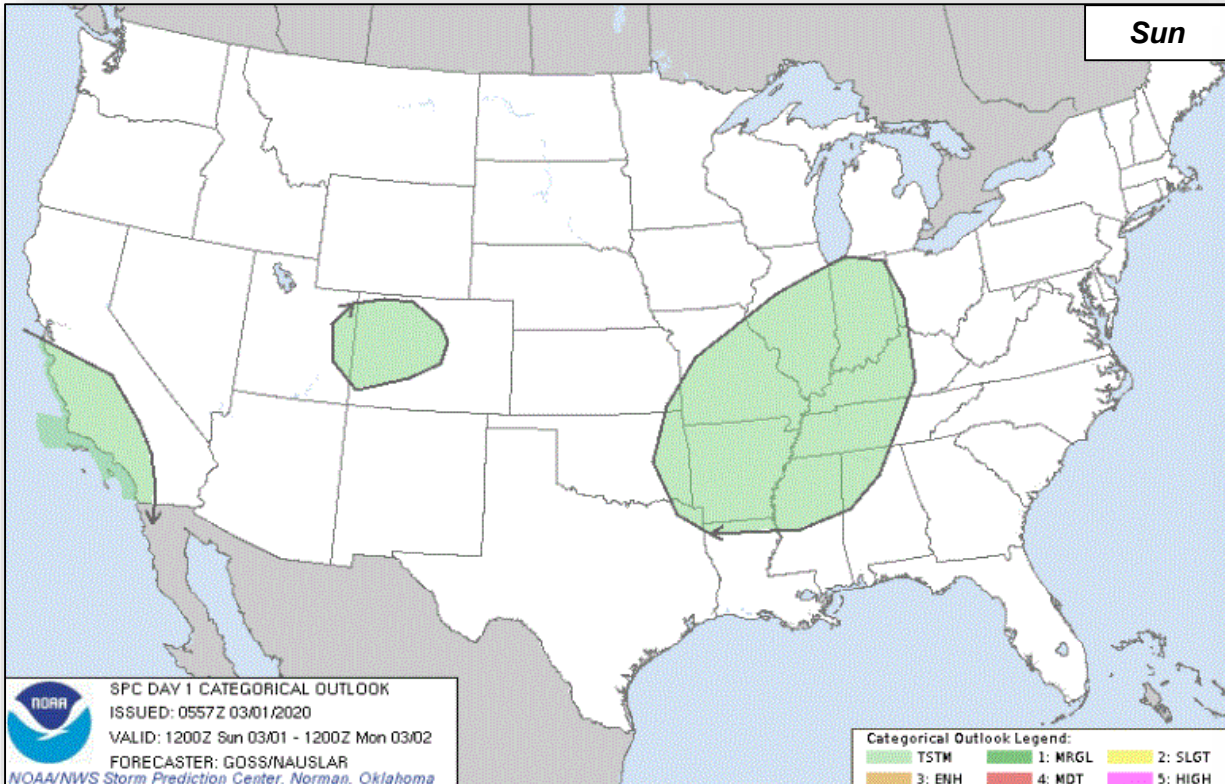


Mon

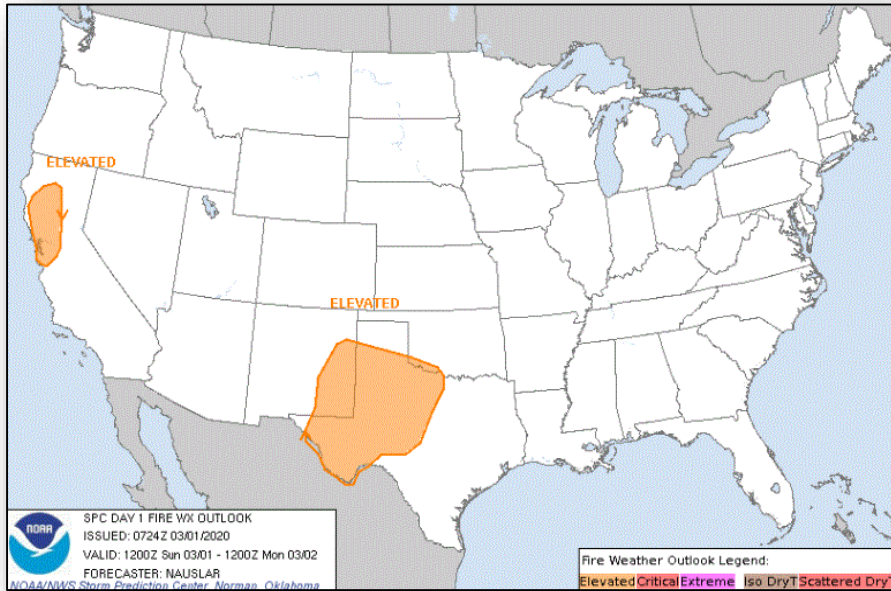


Tue

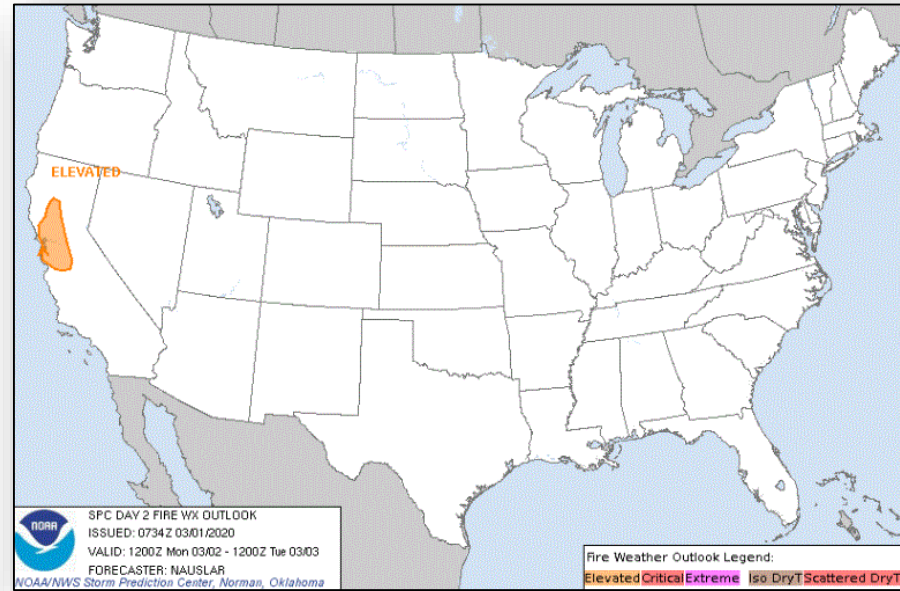
Severe Weather Outlook



Fire Weather Outlook

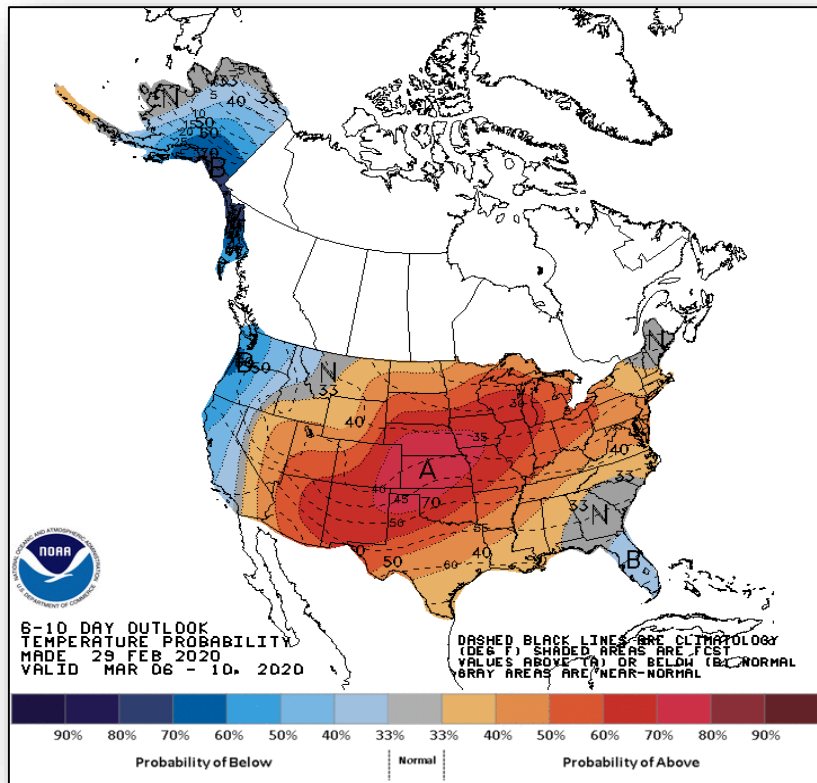


Today

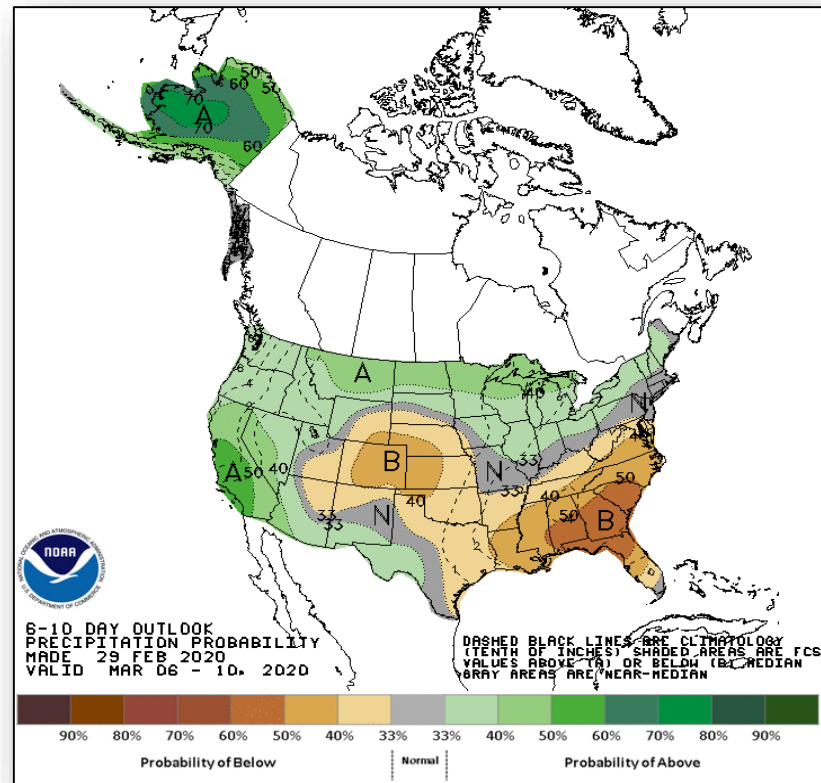


Tomorrow

Long Range Outlooks – Mar 6-10



6-10 Day Temperature Probability



6-10 Day Precipitation Probability

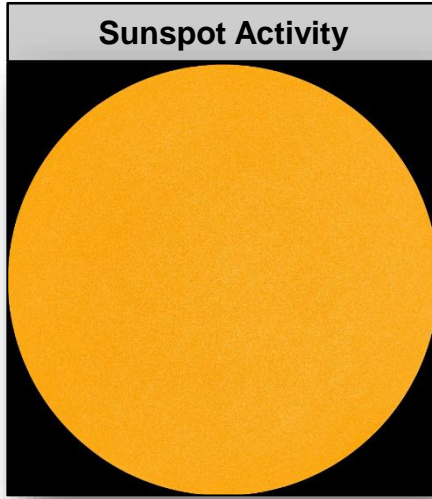

Space Weather



FEMA

	Space Weather Activity	Geomagnetic Storms	Solar Radiation	Radio Blackouts
Past 24 Hours	None	None	None	None
Next 24 Hours	None	None	None	None

For further information on NOAA Space Weather Scales refer to: <http://www.swpc.noaa.gov/noaa-scales-explanation>



Joint Preliminary Damage Assessments



FEMA

Region	State / Location	Event	IA/PA	Number of Counties		Start – End
				Requested	Completed	
IV	KY	Severe Storms & Flooding Feb 3	IA	4	4 (+1)	2/26 – 2/28
			PA	19	6	2/25 – TBD
V	IL	Severe Storms & Lake Shore Flooding Jan 10-12	IA	0	0	N/A
			PA	2	1	2/24 – TBD
X	OR	Severe Flooding Feb 5-10	IA	3	0	2/19 – TBD
			PA	3	0	2/24 – TBD
	WA	Flooding, Landslides & Mudslides Jan 20 – Feb 10	IA	7	0	3/2 – TBD
			PA	18	0	2/24 – TBD

Declaration Requests in Process – 5



FEMA

State / Tribe / Territory – Incident Description	Type	IA	PA	HM	Requested
TX – Severe Storms, Straight-line Winds, and Tornadoes	DR		X	X	Jan 13
AK – Severe Storms and Flooding	DR		X	X	Feb 6
WI – Severe Winter Storm and Flooding	DR		X	X	Feb 10
MS – Severe Storms, Tornadoes, Straight-line Winds, and Flooding	DR		X	X	Feb 10
AR – Severe Storm, Straight-line Winds, and a Tornado (Appeal)	DR		X	X	Feb 20

FEMA Common Operating Picture



FEMA

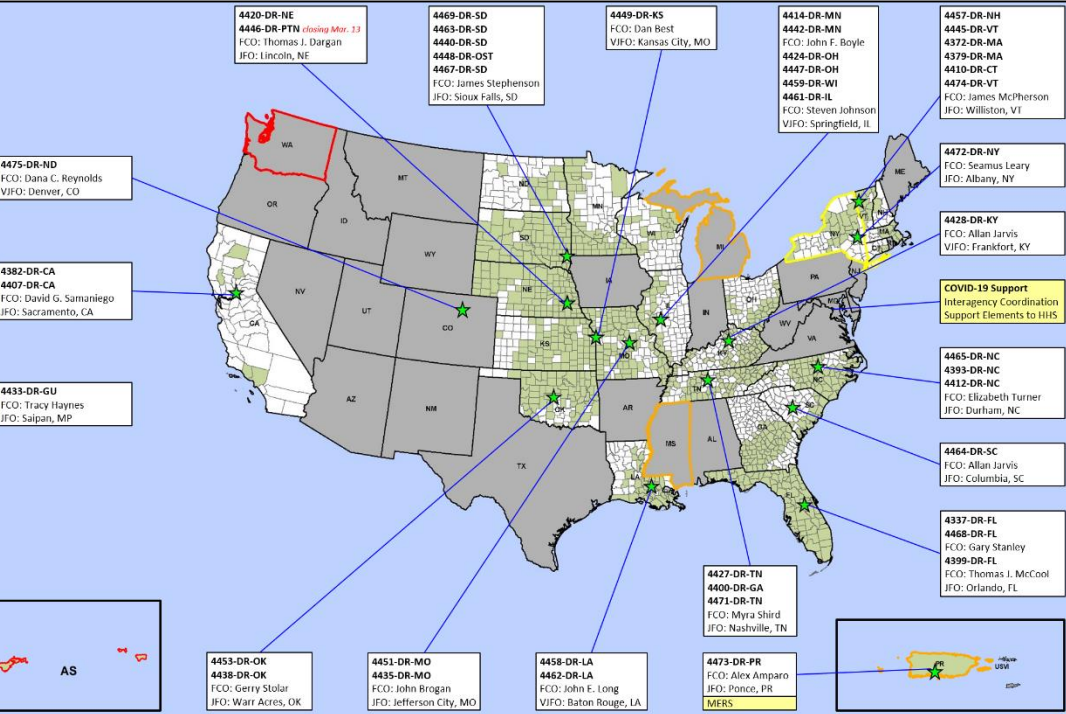
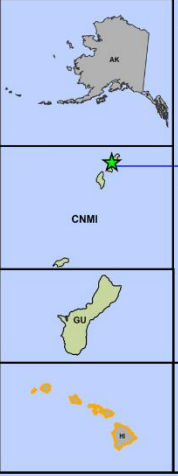
FEMA HQ	
NWC	NRCC
Monitoring	Blue

FEMA REGIONS		
WATCH	RRCC	
Monitoring	I	Rostered
Monitoring	II	Rostered
Monitoring	III	Rostered
Monitoring	IV	Rostered
Monitoring	V	Rostered
Monitoring	VI	Rostered
Monitoring	VII	Rostered
Monitoring	VIII	Rostered
Monitoring	IX	Rostered
Monitoring	X	Rostered

Notes:
 AS: Measles
 HI: COVID-19 (day)
 MI: COVID-19
 MS: Flooding
 NY: Winter weather
 PR: Earthquake
 WA: COVID-19

- Major Disasters (DR): 43
- Emergency Disasters (EM): 0
- JFOs: 13 / WFOs: 5
- Staging Area
- Distribution Center (DC)
- Declared County
- Fully Activated
- Partially Activated
- Monitoring

As of 1:00 a.m. ET March 1, 2020
 Created by FEMA NWC



N-IMATs	
3 Teams	
Red	
Blue	
Gold	

R-IMATs	
≥ 7 Teams	

I	1
II	Reconstituting
III	
IV-1	
IV-2	
V	
VI-1	
VI-2	2
VII	
VIII	
IX-1	
IX-2	
X	3

FMC	PMC
NMC	Deployed

Team:	US&R	MERS	FCOs	FDRCs	IM WORKFORCE
Status	>66%	>66%	≤ 1 Type I	≤ 1	
Assigned:	28	36	44	11	13,993 (NC)
Unavailable:	0	0	0	0	3,634 ▲
Deployed:	0	1 (-1)	36 (-1)	9 (-1)	5,403 ▼
Available:	28	35 (+1)	8 (+1)	2 (+1)	4,956 / 35% ▲

IM CADRE AVAILABILITY SUMMARY	
Cadres with 25% or Less Availability	
EHP 19% (116/615); FL 21% (34/163); PA-NEW 18% (548/3,030)	



FEMA

FEMA's mission is helping people before, during, and after disasters.

Click [here](#) to subscribe to this briefing.