

FEMA National Watch Center

# Daily Operations Briefing

Sunday, March 7, 2021

8:30 a.m. ET



**FEMA**

# National Current Ops / Monitoring

---

## New Significant Incidents / Ongoing Ops:

- COVID-19

## Hazard Monitoring:

- Elevated fire weather & Red Flag Warnings – Central/Southern Plains and Middle Mississippi Valley

## Disaster Declaration Activity:

- None

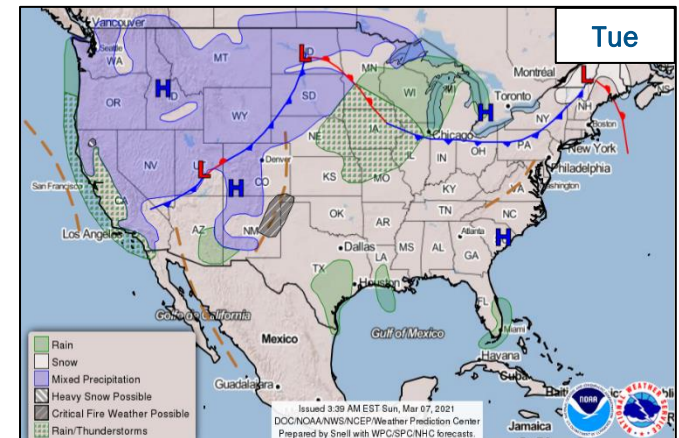
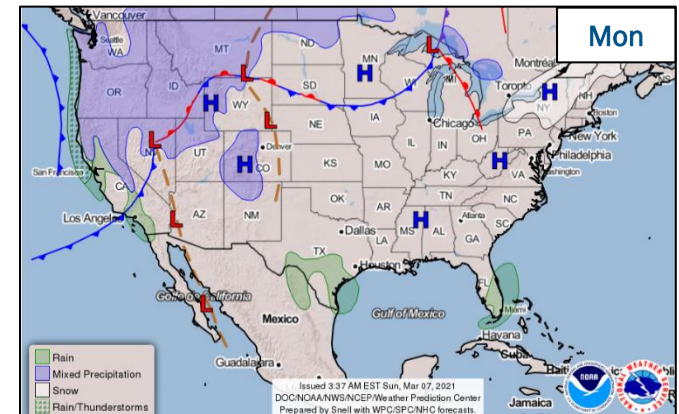
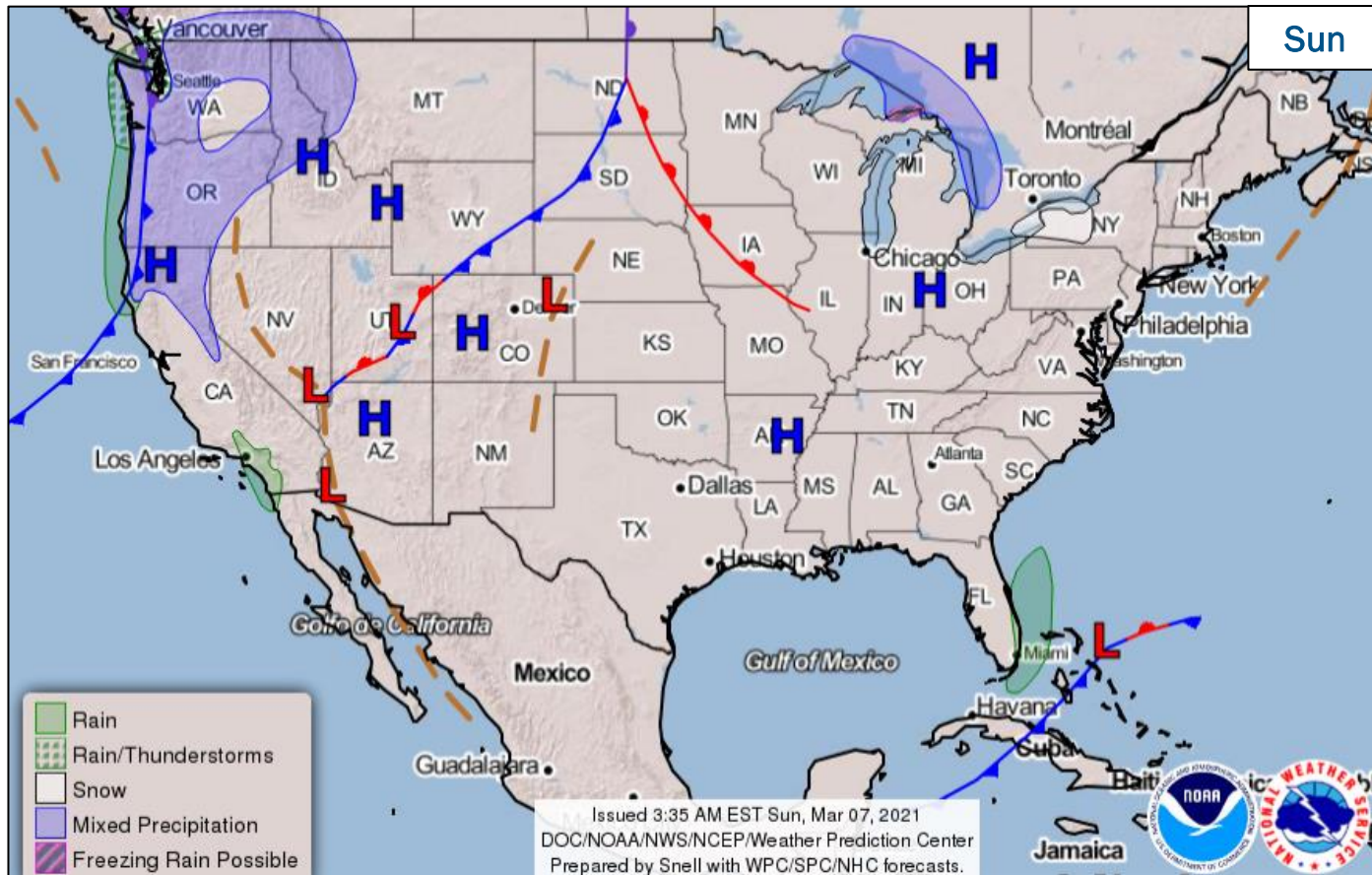
## Event Monitoring:

- None



**FEMA**

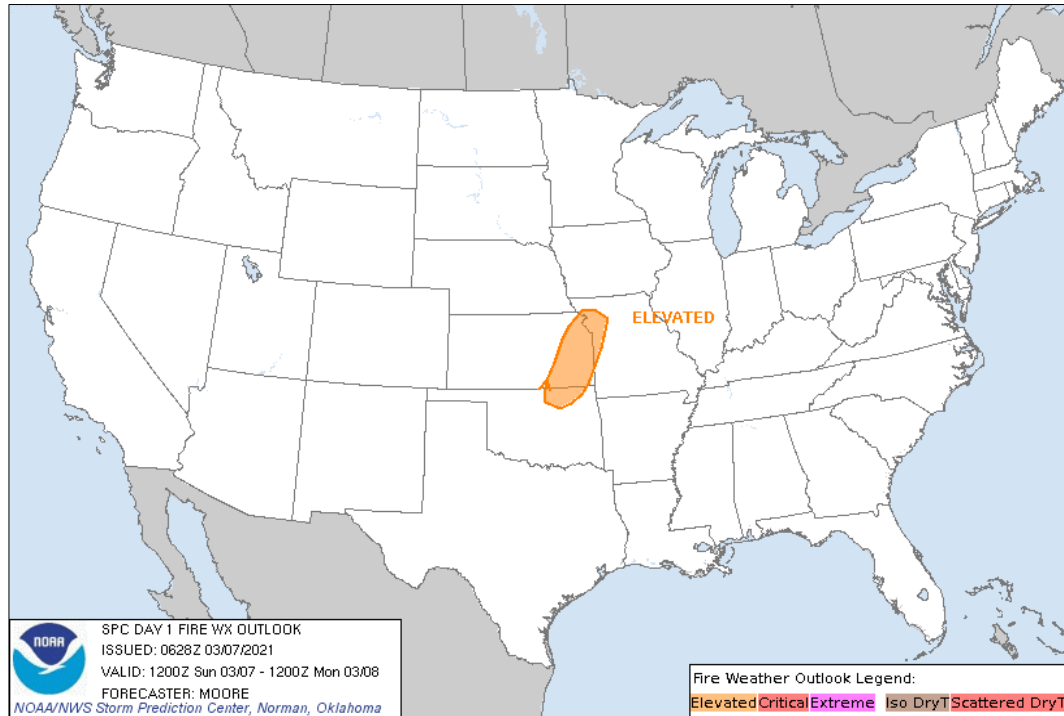
# National Weather Forecast



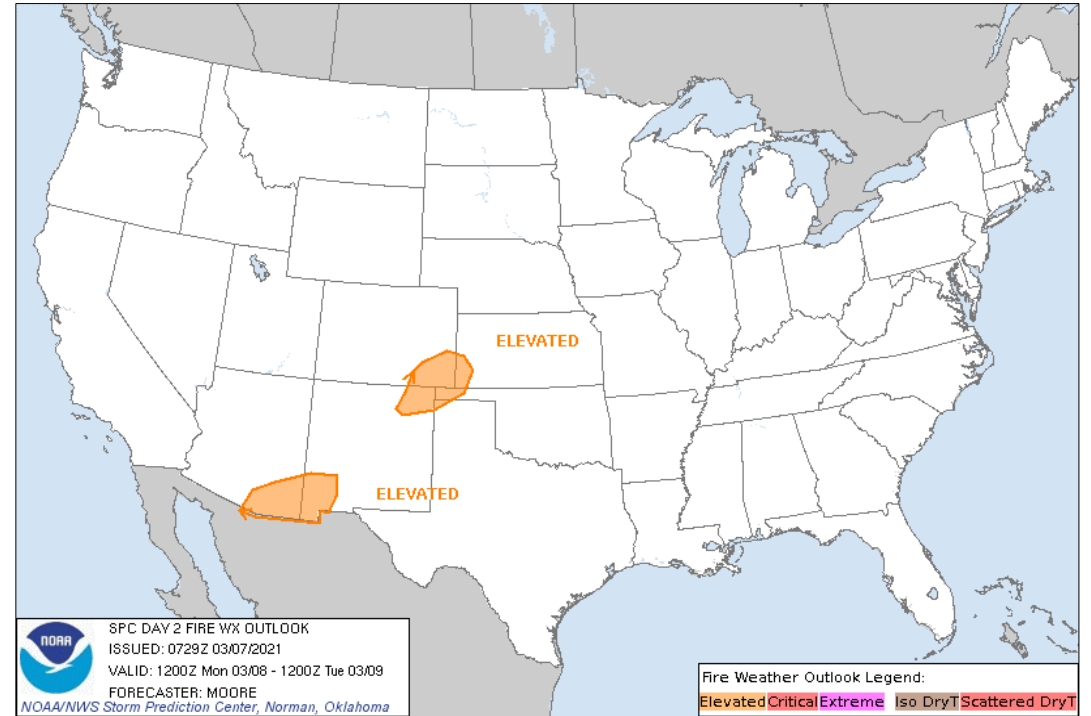
FEMA

National Watch Center

# Fire Weather Outlook



Today



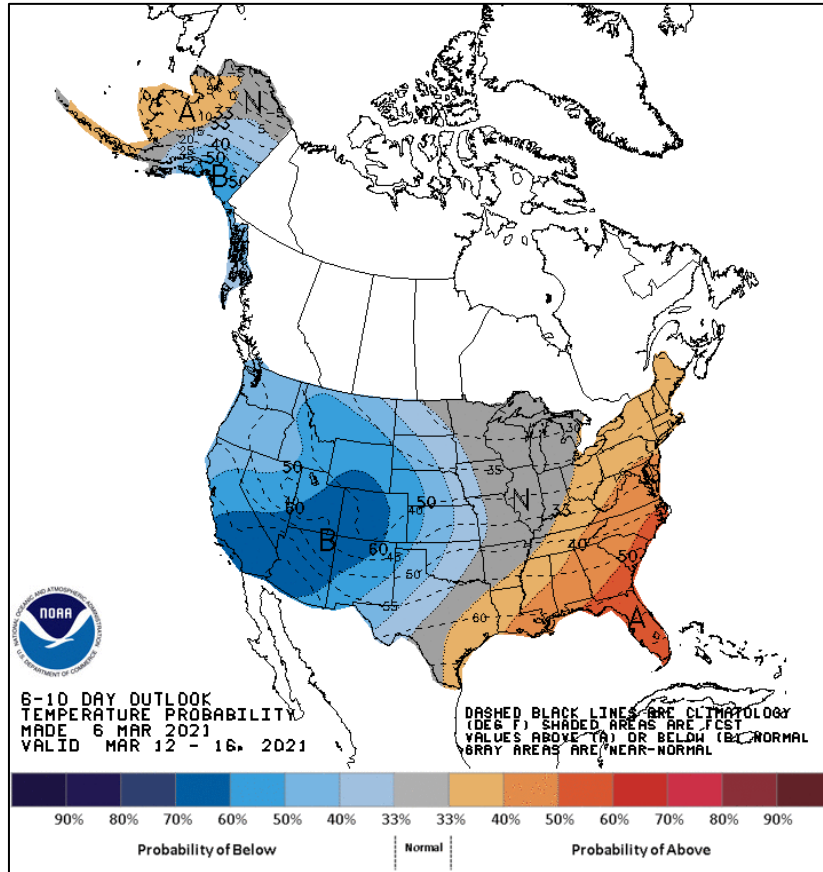
Tomorrow



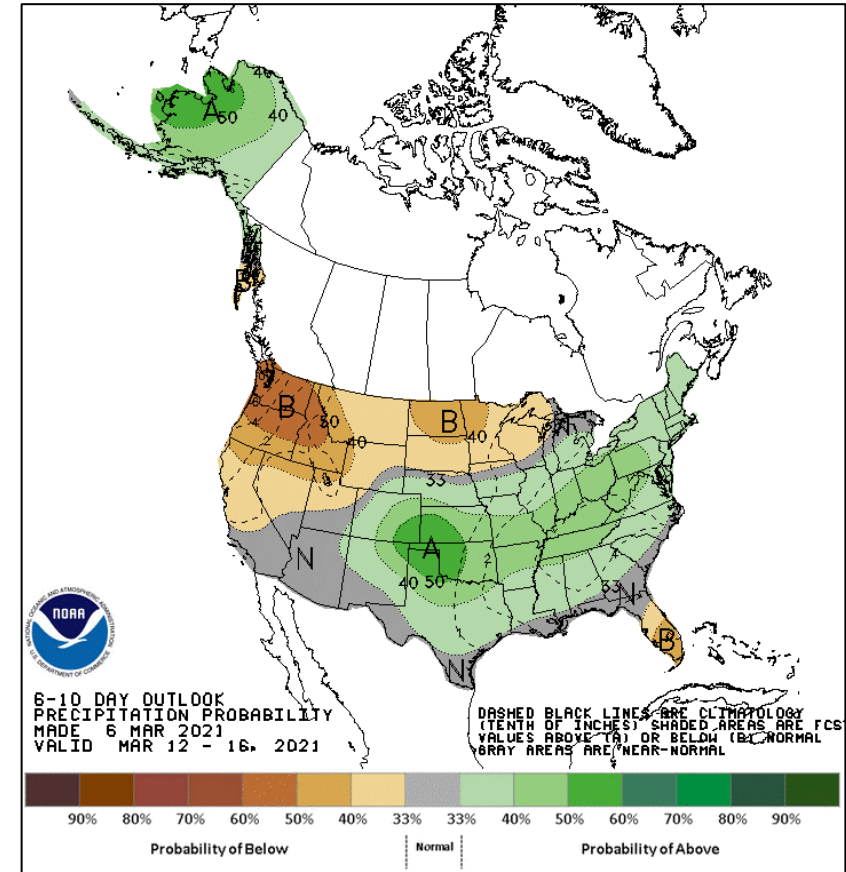
FEMA

National Watch Center

# Long Range Outlooks – Mar 12 - 16



6-10 Day Temperature Probability



6-10 Day Precipitation Probability

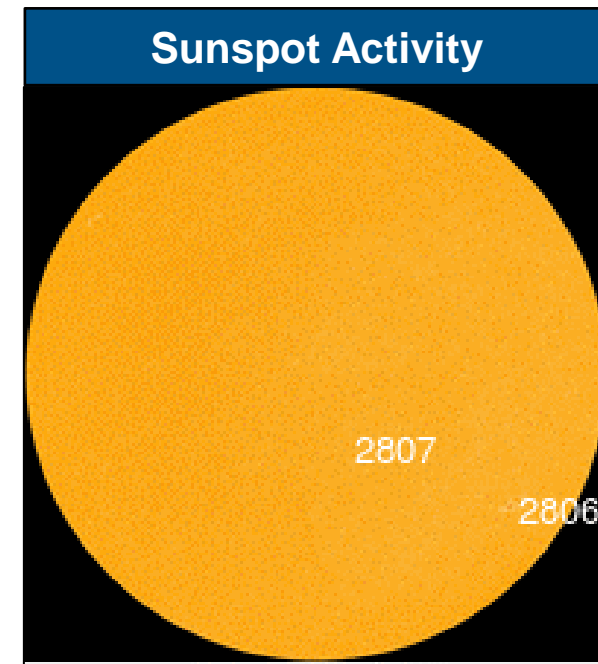



FEMA

# Space Weather Outlook

	Space Weather Activity	Geomagnetic Storms	Solar Radiation	Radio Blackouts
Past 24 Hours	None	None	None	None
Next 24 Hours	None	None	None	None

For further information on NOAA Space Weather Scales refer to: <http://www.swpc.noaa.gov/noaa-scales-explanation>  
 For further information on Sunspot Activity refer to: <https://www.swpc.noaa.gov/phenomena/sunspotssolar-cycle>



FEMA

# Joint Preliminary Damage Assessments

Region	State / Location	Event	IA	Number of Counties		Start - End
			PA	Requested	Complete	
IV	MS	Severe Winter Weather February 11-19, 2021	IA	N/A	N/A	N/A
			PA	32	N/A	3/9 - TBD
	KY	Winter Storm February 8-19, 2021	IA	N/A	N/A	N/A
			PA	41	N/A	3/8 - TBD
	TN	Winter Storm February 10-19, 2021	IA	N/A	N/A	N/A
			PA	14	0	3/8 - TBD
	AL	Tornado January 25, 2021	IA	N/A	N/A	N/A
			PA	1	0	TBD



**FEMA**

# Declaration Requests in Process – 4

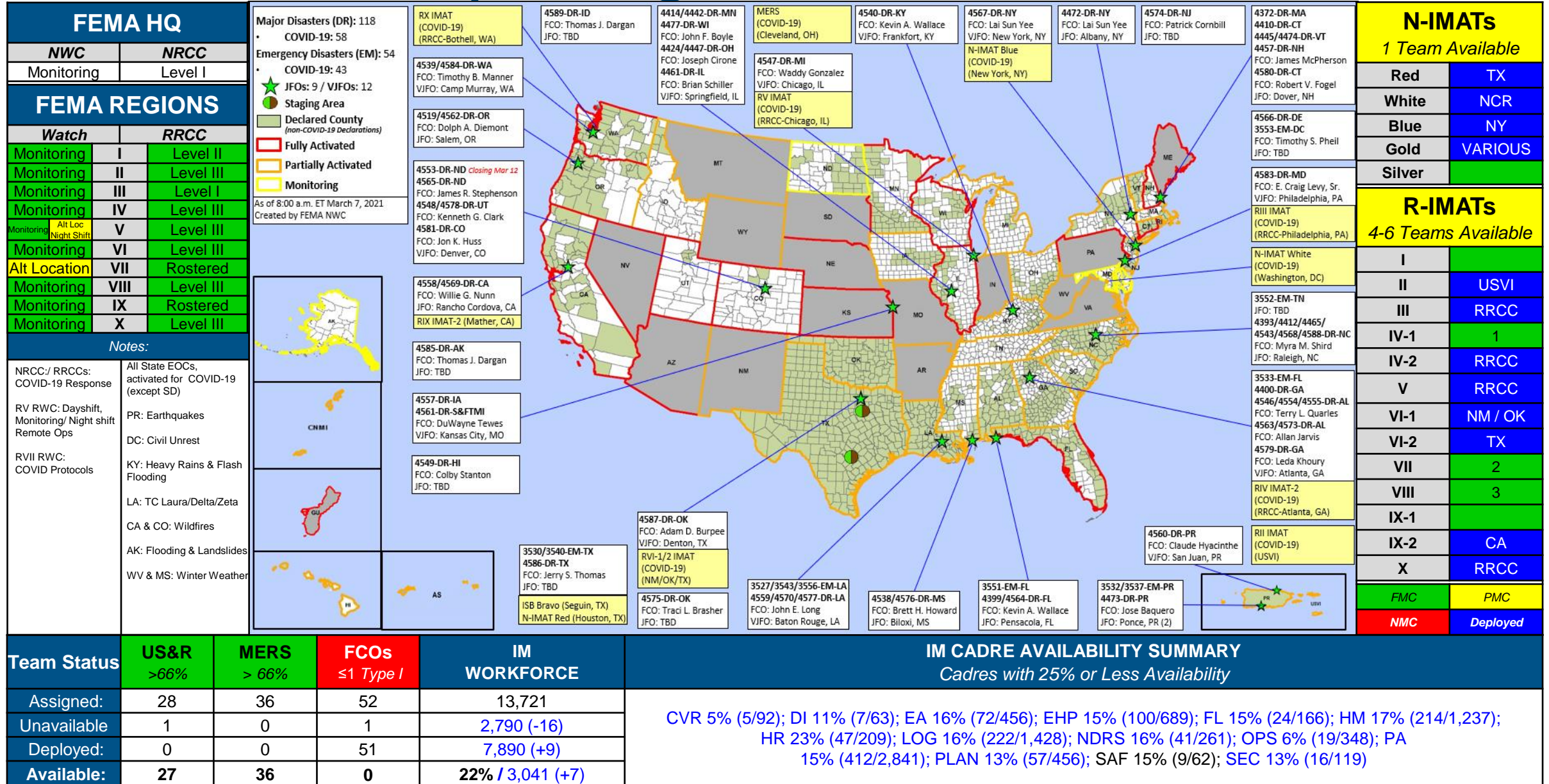
State / Tribe / Territory – Incident Description	Type	IA	PA	HM	Requested
VA – 59 <sup>th</sup> Presidential Inauguration (Appeal)	EM		X		2/9
AL – Tornado	DR	X		X	2/11
MD – 59 <sup>th</sup> Presidential Inauguration (Appeal)	EM		X		2/12
LA – Severe Winter Storms	DR	X	X	X	2/26



**FEMA**



# FEMA Common Operating Picture



FEMA HQ	
<b>NWC</b>	<b>NRCC</b>
Monitoring	Level I

FEMA REGIONS		
Watch	RRCC	
Monitoring	I	Level II
Monitoring	II	Level III
Monitoring	III	Level I
Monitoring	IV	Level III
Monitoring	V	Level III
Monitoring	VI	Level III
Alt Location	VII	Rostered
Monitoring	VIII	Level III
Monitoring	IX	Rostered
Monitoring	X	Level III

**Notes:**

NRCC/ RRCCs: COVID-19 Response	All State EOCs, activated for COVID-19 (except SD)
RV RWC: Dayshift, Monitoring/ Night shift Remote Ops	PR: Earthquakes
	DC: Civil Unrest
RVII RWC: COVID Protocols	KY: Heavy Rains & Flash Flooding
	LA: TC Laura/Delta/Zeta
	CA & CO: Wildfires
	AK: Flooding & Landslides
	WV & MS: Winter Weather

**Major Disasters (DR): 118**

- COVID-19: 58

**Emergency Disasters (EM): 54**

- COVID-19: 43

**JFOs: 9 / VJFOs: 12**

- Staging Area
- Declared County (non-COVID-19 Declarations)
- Fully Activated
- Partially Activated
- Monitoring

As of 8:00 a.m. ET March 7, 2021  
Created by FEMA NWC

**4589-DR-ID**  
FCO: Thomas J. Dargan  
JFO: TBD

**4414/4442-DR-MN**  
**4477-DR-WI**  
FCO: John F. Boyle  
**4424/4447-DR-OH**  
**4461-DR-IL**  
FCO: Joseph Cirone  
FCO: Brian Schiller  
VJFO: Springfield, IL

**MERS (COVID-19)**  
(Cleveland, OH)

**4540-DR-KY**  
FCO: Kevin A. Wallace  
VJFO: Frankfort, KY

**4567-DR-NY**  
FCO: Lai Sun Yee  
VJFO: New York, NY

**4472-DR-NY**  
FCO: Lai Sun Yee  
JFO: Albany, NY

**4574-DR-NJ**  
FCO: Patrick Cornbill  
JFO: TBD

**4372-DR-MA**  
**4410-DR-CT**  
**4445/4474-DR-VT**  
**4457-DR-NH**  
FCO: James McPherson  
**4580-DR-CT**  
FCO: Robert V. Fogel  
JFO: Dover, NH

**4566-DR-DE**  
**3553-EM-DC**  
FCO: Timothy S. Pheil  
JFO: TBD

**4583-DR-MD**  
FCO: E. Craig Levy, Sr.  
VJFO: Philadelphia, PA

**RII IMAT (COVID-19)**  
(RRCC-Philadelphia, PA)

**N-IMAT White (COVID-19)**  
(Washington, DC)

**3552-EM-TN**  
JFO: TBD  
**4393/4412/4465/4543/4568/4588-DR-NC**  
FCO: Myra M. Shird  
JFO: Raleigh, NC

**3533-EM-FL**  
**4400-DR-GA**  
**4546/4554/4555-DR-AL**  
FCO: Terry L. Quarles  
**4563/4573-DR-AL**  
FCO: Allan Jarvis  
**4579-DR-GA**  
FCO: Leda Khoury  
VJFO: Atlanta, GA

**RIV IMAT-2 (COVID-19)**  
(RRCC-Atlanta, GA)

**RII IMAT (COVID-19)**  
(USVI)

**4587-DR-OK**  
FCO: Adam D. Burpee  
VJFO: Denton, TX

**RVI-1/2 IMAT (COVID-19)**  
(NM/OK/TX)

**4575-DR-OK**  
FCO: Traci L. Brasher  
JFO: TBD

**3530/3540-EM-TX**  
**4586-DR-TX**  
FCO: Jerry S. Thomas  
JFO: TBD

**ISB Bravo (Seguin, TX)**  
**N-IMAT Red (Houston, TX)**

**3527/3543/3556-EM-LA**  
**4559/4570/4577-DR-LA**  
FCO: John E. Long  
VJFO: Baton Rouge, LA

**4538/4576-DR-MS**  
FCO: Brett H. Howard  
JFO: Biloxi, MS

**3551-EM-FL**  
**4399/4564-DR-FL**  
FCO: Kevin A. Wallace  
JFO: Pensacola, FL

**3532/3537-EM-PR**  
**4473-DR-PR**  
FCO: Jose Baquero  
JFO: Ponce, PR (2)

**4560-DR-PR**  
FCO: Claude Hyacinthe  
VJFO: San Juan, PR

N-IMATs	
1 Team Available	
Red	TX
White	NCR
Blue	NY
Gold	VARIOUS
Silver	

R-IMATs	
4-6 Teams Available	
I	
II	USVI
III	RRCC
IV-1	1
IV-2	RRCC
V	RRCC
VI-1	NM / OK
VI-2	TX
VII	2
VIII	3
IX-1	
IX-2	CA
X	RRCC
FMC	PMC
NMC	Deployed

Team Status	US&R >66%	MERS > 66%	FCOs ≤1 Type I	IM WORKFORCE
Assigned:	28	36	52	13,721
Unavailable	1	0	1	2,790 (-16)
Deployed:	0	0	51	7,890 (+9)
Available:	27	36	0	22% / 3,041 (+7)

IM CADRE AVAILABILITY SUMMARY	
Cadres with 25% or Less Availability	
CVR 5% (5/92); DI 11% (7/63); EA 16% (72/456); EHP 15% (100/689); FL 15% (24/166); HM 17% (214/1,237); HR 23% (47/209); LOG 16% (222/1,428); NDRS 16% (41/261); OPS 6% (19/348); PA 15% (412/2,841); PLAN 13% (57/456); SAF 15% (9/62); SEC 13% (16/119)	



# FEMA

Helping people before, during, and after disasters.

[Click here to subscribe to this briefing.](#)