

The Disaster Center is dedicated to the idea that disaster mitigation is cost effective and individuals pursuing their own interest are the greatest potential force for disaster reduction.

Please consider making a small donation to the Disaster Center



When disaster mitigation is cost effective, we are on the road to bringing disasters to an end.



FEMA

Daily Operations Briefing

Saturday, March 14, 2020

8:30 a.m. ET

National Current Operations & Monitoring



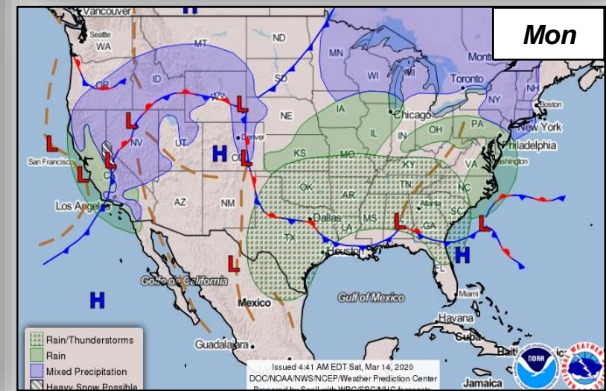
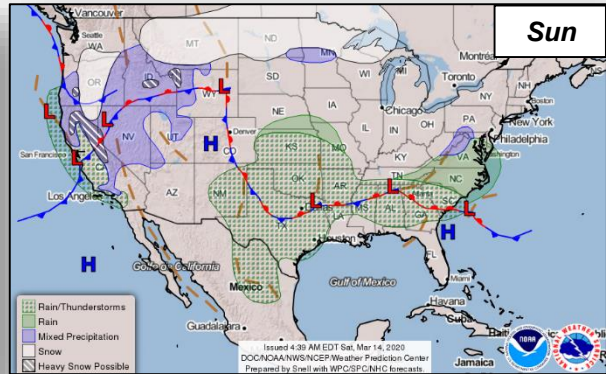
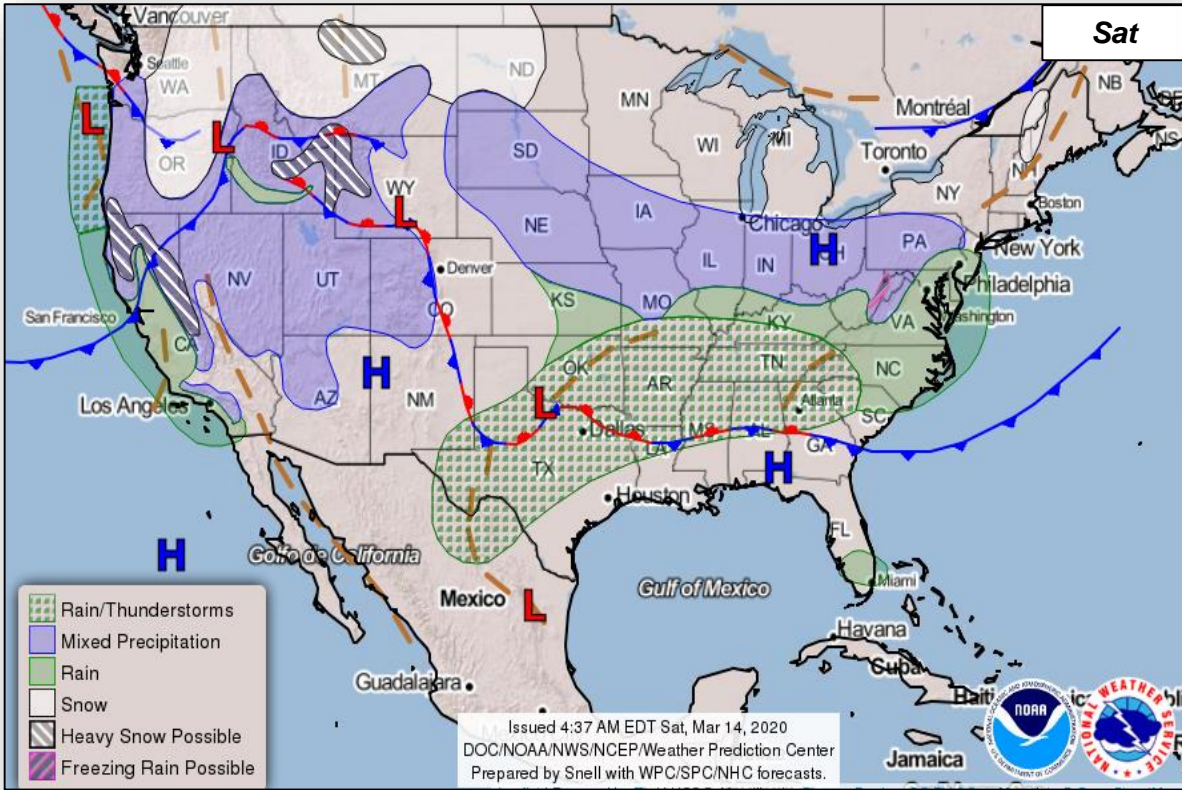
FEMA

Significant Incidents or Threats:

- COVID-19
- Heavy snow possible – Northern Rockies to Northern Plains

Declaration Activity: None

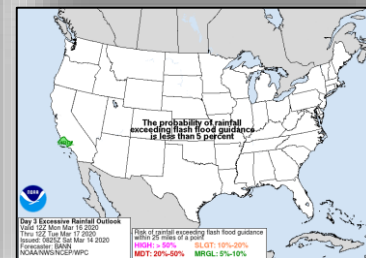
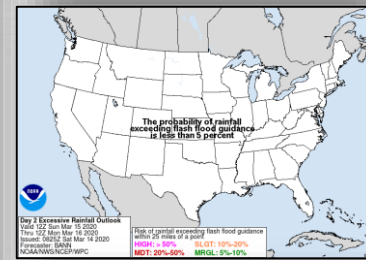
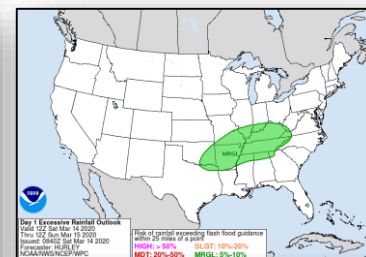
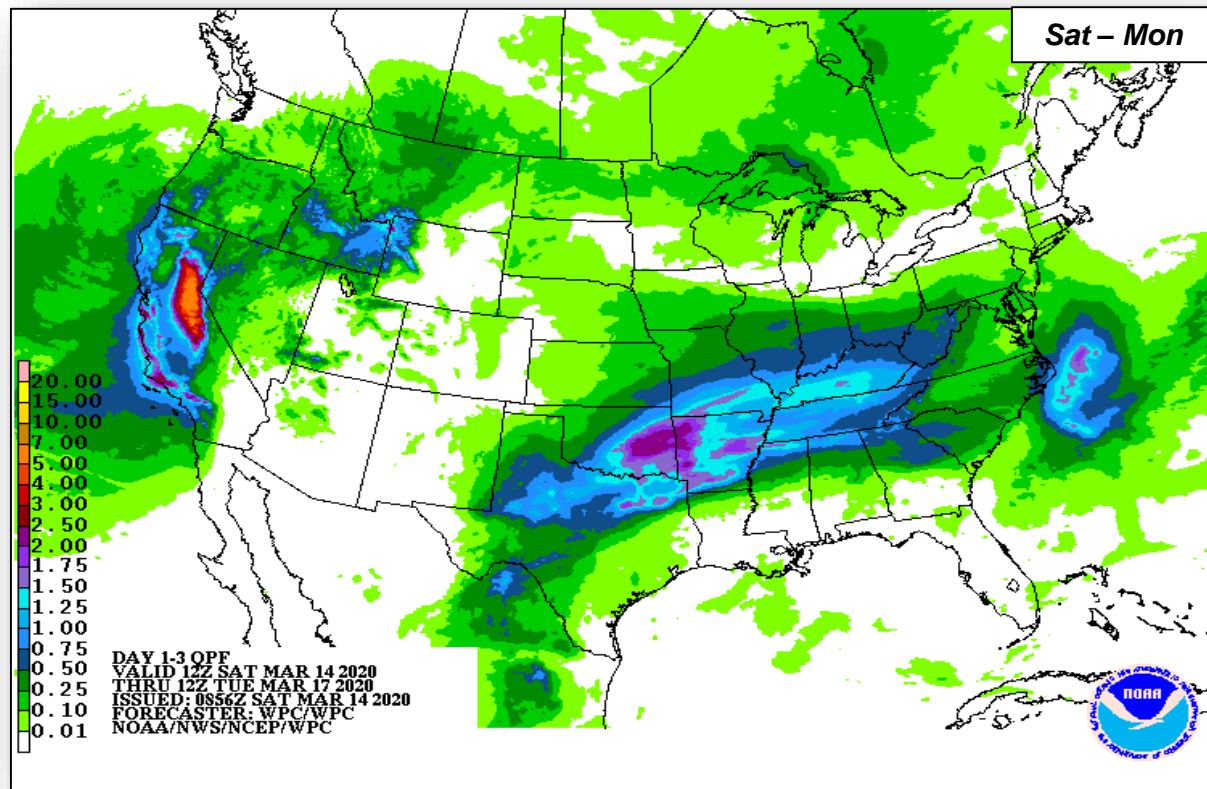
National Weather Forecast



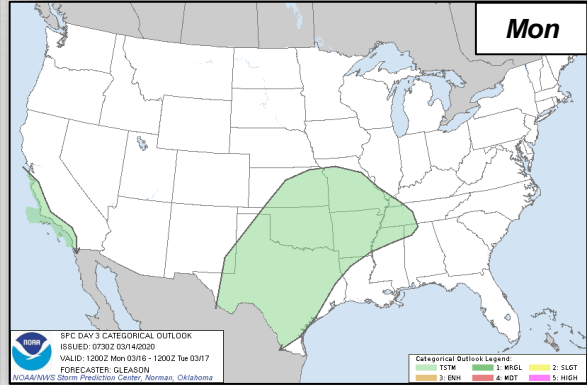
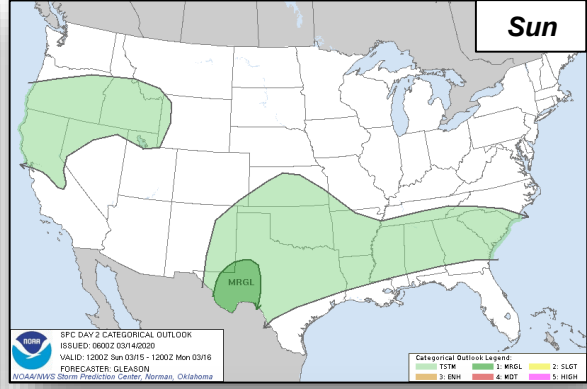
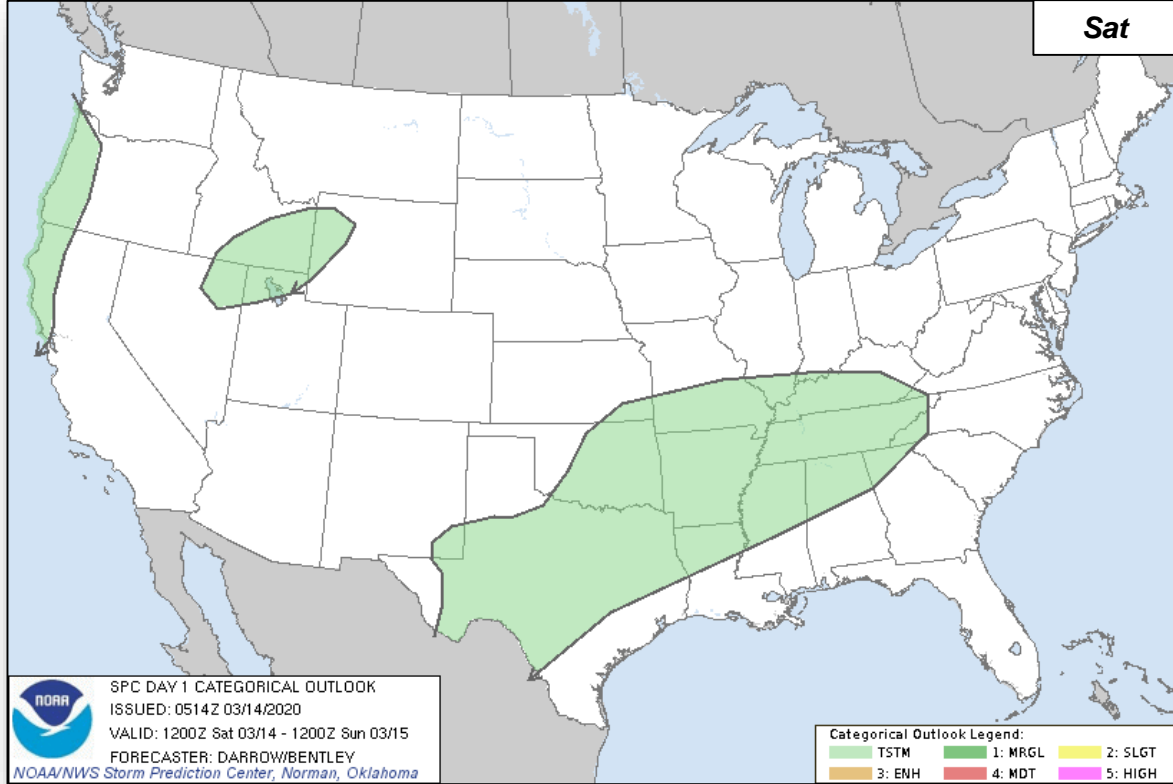
Precipitation & Excessive Rainfall



FEMA



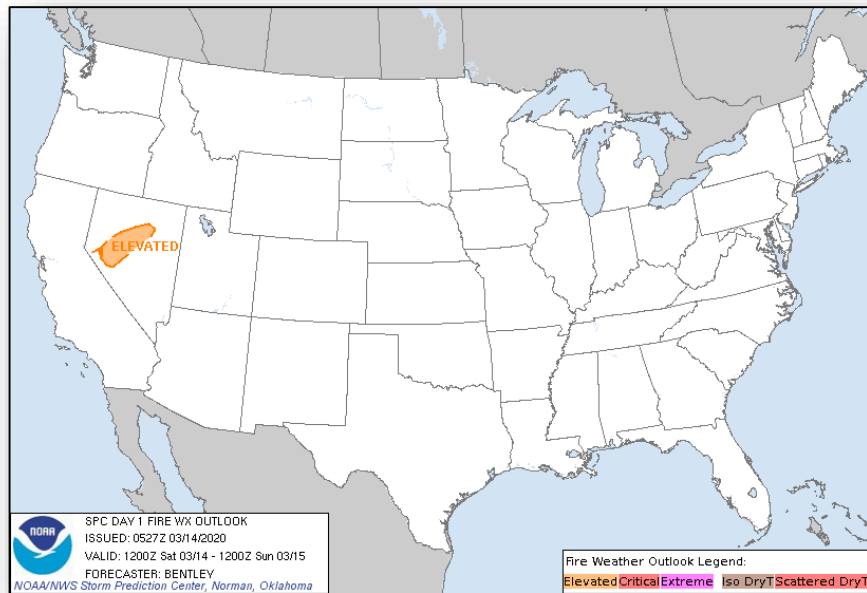
Severe Weather Outlook



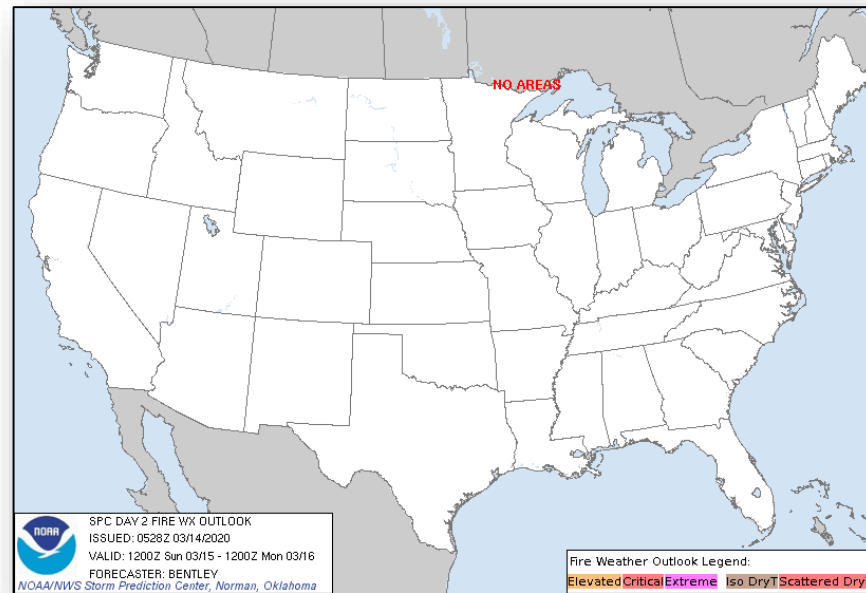
Fire Weather Outlook



FEMA



Today

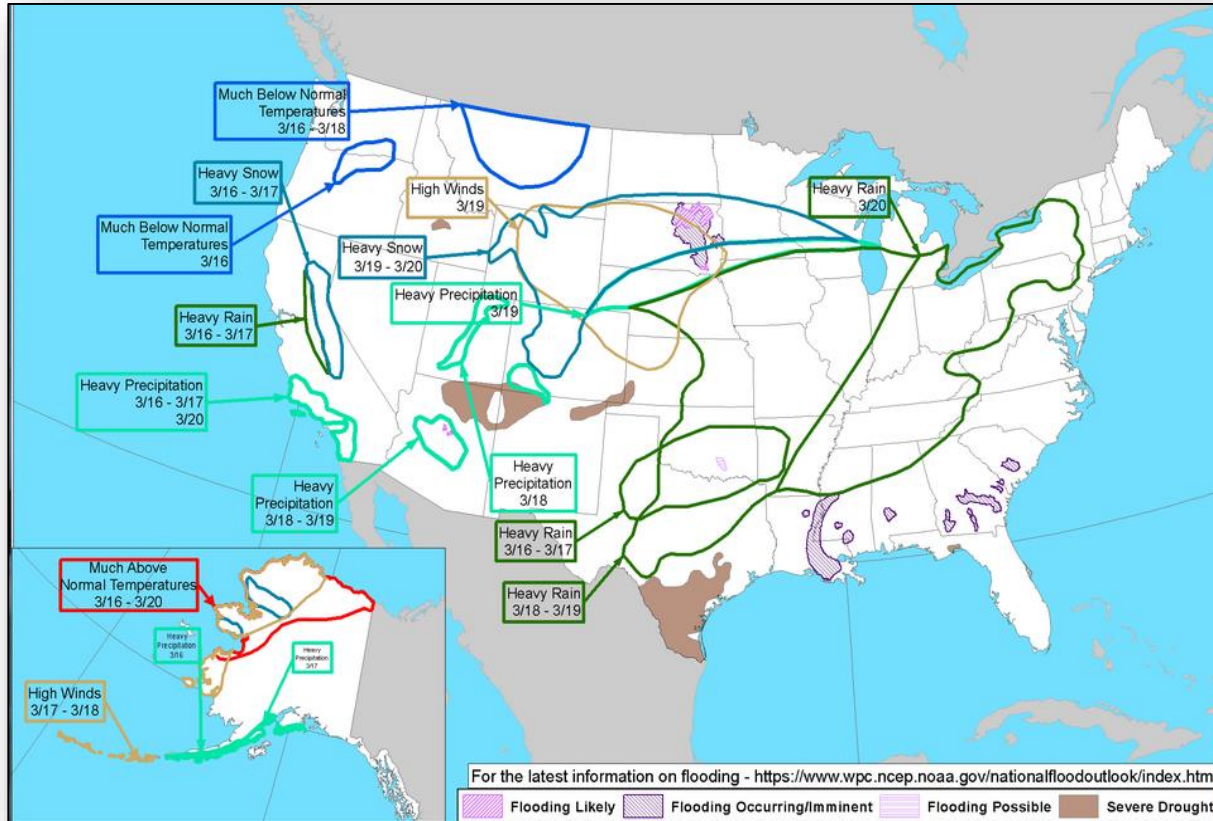


Tomorrow

Hazards Outlook – Mar 16-20



FEMA



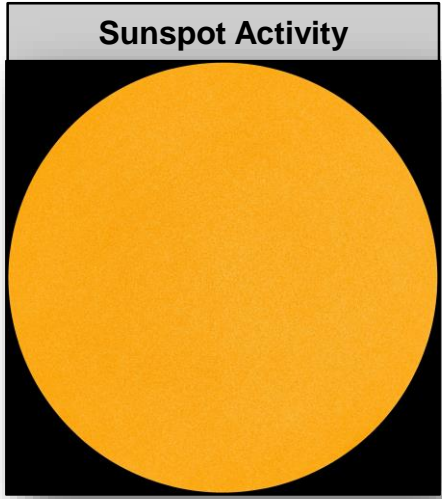

Space Weather



FEMA

	Space Weather Activity	Geomagnetic Storms	Solar Radiation	Radio Blackouts
Past 24 Hours	None	None	None	None
Next 24 Hours	None	None	None	None

For further information on NOAA Space Weather Scales refer to: <http://www.swpc.noaa.gov/noaa-scales-explanation>



Joint Preliminary Damage Assessments



FEMA

Region	State / Location	Event	IA/PA	Number of Counties		Start – End
				Requested	Completed	
IV	KY	Severe Storms & Flooding Feb 3	IA	4	4	2/26 – 2/28
			PA	28	28 (+6)	2/25 – 3/13
	MS	Severe Storms, Flooding, & Mudslides Feb 10-18	IA	0	0	N/A
			PA	14	14 (+3)	3/5 – 3/13
	NC	Severe Storms, Flooding, Tornadoes, & Straight-line Winds; Feb 5-9	IA	0	0	N/A
			PA	19	0	3/9 – TBD
	SC	Severe Weather & Flooding Feb 6	IA	1	1	2/17 – 2/20
			PA	11	10 (+2)	2/17 – TBD

Declaration Requests in Process – 4



FEMA

State / Tribe / Territory – Incident Description	Type	IA	PA	HM	Requested
TX – Severe Storms, Straight-line Winds, and Tornadoes	DR		X	X	Jan 13
AR – Severe Storms, Straight-line Winds, and Tornadoes (Appeal)	DR		X	X	Feb 20
SC – Severe Storms, Tornadoes, Straight-line Winds, and Flooding	DR	X	X	X	Mar 5
OR – Severe Storms, Flooding, Landslides, and Mudslides	DR	X	X	X	Mar 6



FEMA Common Operating Picture

FEMA HQ	
NWC	NRCC
Monitoring	Level II (Day shift)

FEMA REGIONS		
WATCH	RRCC	
Monitoring	I	Level II (Day)
Monitoring	II	Rostered
Monitoring	III	Rostered
Alt. Location	IV	Rostered
Enhanced	V	Rostered
Monitoring	VI	Level III (Day)
Monitoring	VII	Rostered
Monitoring	VIII	Rostered
Monitoring	IX	Level III (Day)
Enhanced	X	Level III (Day)

Notes:

COVID-19
 NRCC: Level III
 RI: Level III
 RV: (days / M-F)
 RVI: Level III
 RIX: Level III
 RX: Level III

AS: Measles
 GA: Flooding
 MS: Flooding
 PR: Earthquake
 TN: Tornadoes
 WA: Storms

- Major Disasters (DR): 42
 Emergency Disasters (EM): 0
 JFOs: 12 / VJFOs: 5
 Staging Area
 Distribution Center (DC)
 Declared County
 Fully Activated
 Partially Activated
 Monitoring

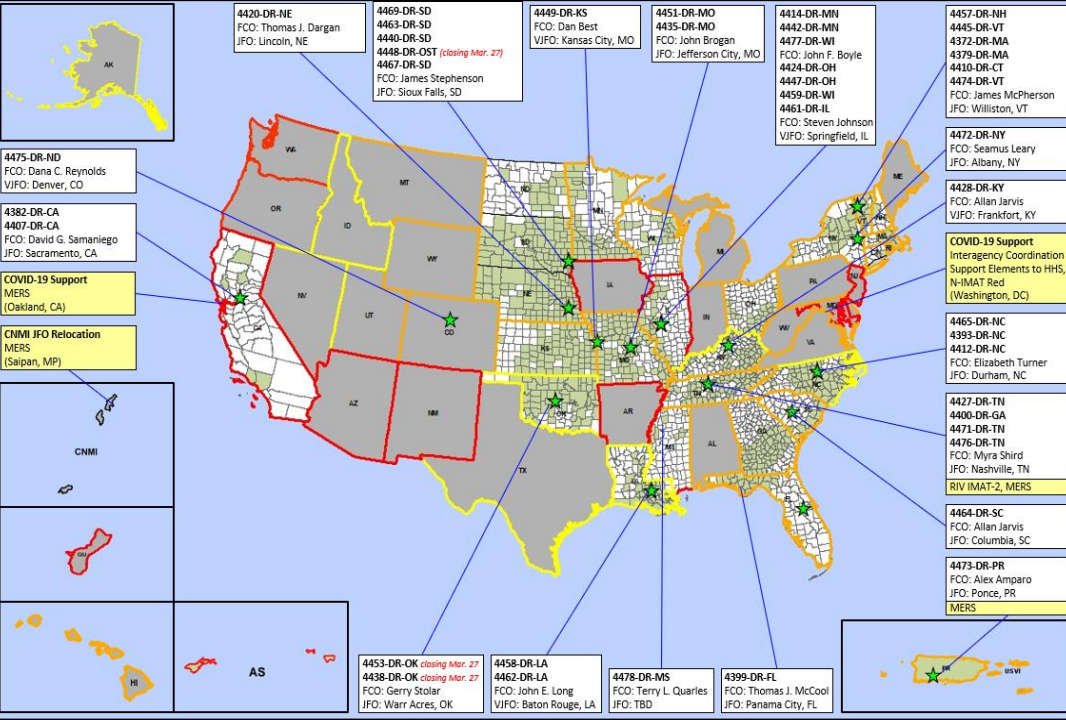
As of 3:00 am ET March 14, 2020
 Created by FEMA NWC

IMAT - A Deployments COVID-19

Region	State
I	
II	
III	
IV	
V	
VI	
VII	
VIII	
IX	CA, HI
X	OR, WA

State FOC Activations COVID-19

Region	State
I	CT, MA, ME, NH, RI, VT
II	NJ, NY, PR, USVI
III	DC, DE, MD, PA, VA, WV
IV	AL, FL, GA, KY, MS, NC, TN
V	IL, IN, MI, MN, OH, WI
VI	AR, LA, NM, OK, TX
VII	IA, KS
VIII	CO, MT, UT, WY
IX	AZ, CA, GU, HI, NV
X	AK, ID, OR, WA
Total	49 (+9)



NIMATs
 2 Teams

Red	DC
Blue	
Gold	

R-IMATs
 ≥ 7 Teams

I	
II	
III	
IV-1	
IV-2	TN
V	
VI-1	
VI-2	
VII	
VIII	
IX-1	
IX-2	
X	

Team:	US&R	MERS	FCOs	FDRCS	IM WORKFORCE
Status	>66%	>66%	= 2 Type I	<2	
Assigned:	28	36	46	11	13,984 ▲
Unavailable:	0	0	0	0	3,978 ▲
Deployed:	0	3	36	10	5,417 ▼
Available:	28	33	10	1	4,589 / 33% ▲

IM CADRE AVAILABILITY SUMMARY
 Cadres with 25% or Less Availability

EHP 19% (120/616); FL 21% (34/162); PA 18% (543/3,058)

FMC	PMC
NMC	Deployed



FEMA

FEMA's mission is helping people before, during, and after disasters.

Click [here](#) to subscribe to this briefing.