

The Disaster Center is dedicated to the idea that disaster mitigation is cost effective and individuals pursuing their own interest are the greatest potential force for disaster reduction.

Please consider making a small donation to the Disaster Center



When disaster mitigation is cost effective, we are on the road to bringing disasters to an end.



FEMA

Daily Operations Briefing

Tuesday, March 17, 2020

8:30 a.m. ET

National Current Operations & Monitoring



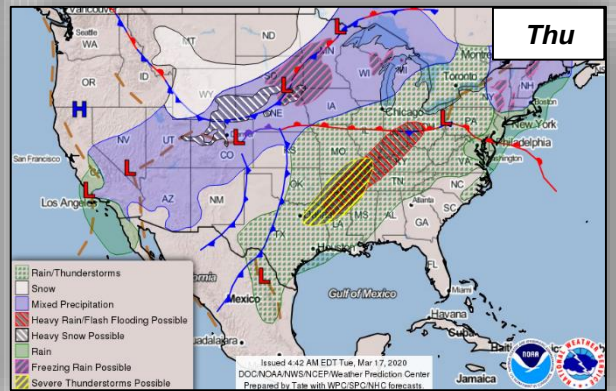
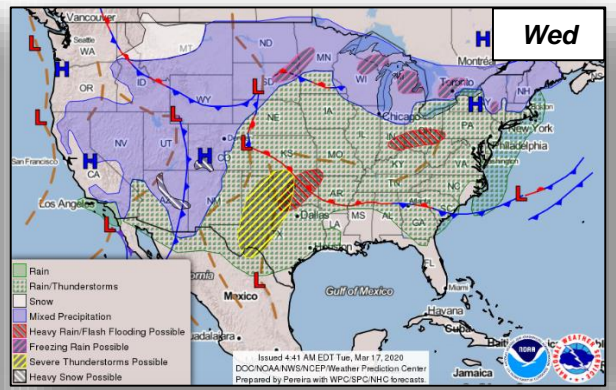
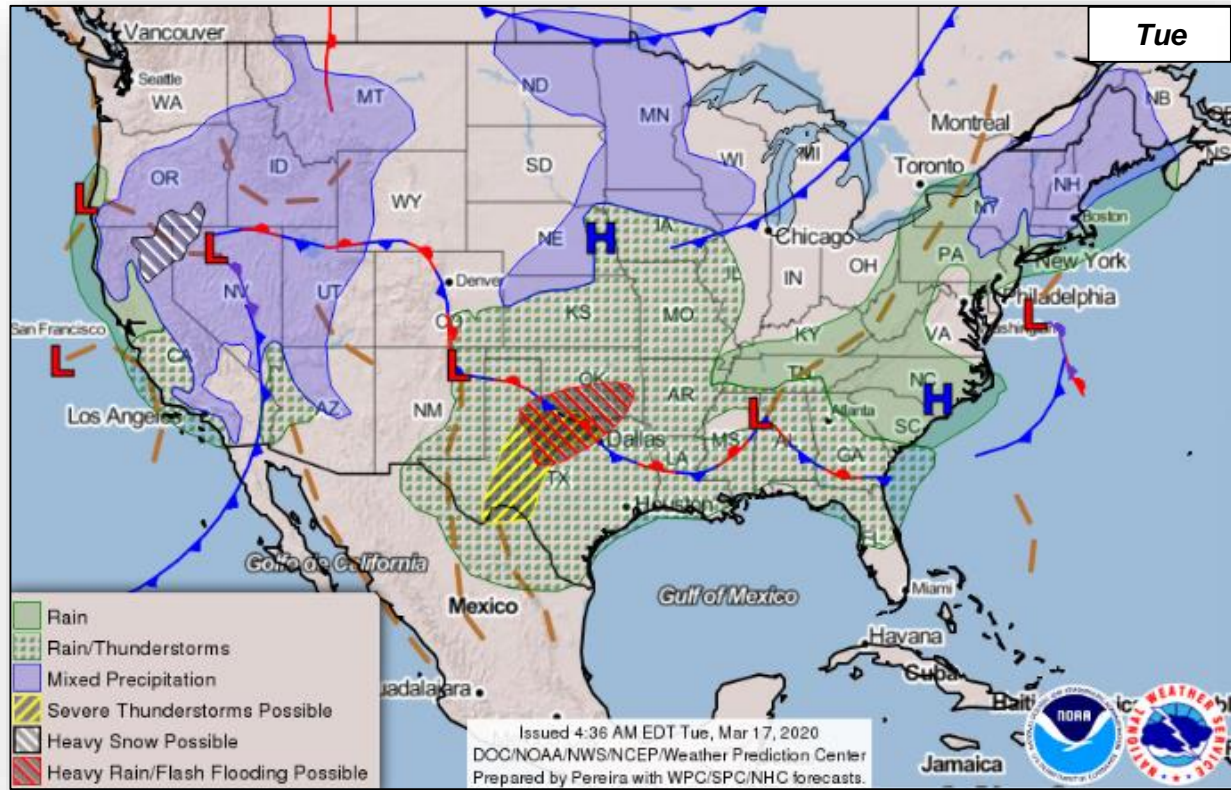
FEMA

Significant Incidents or Threats:

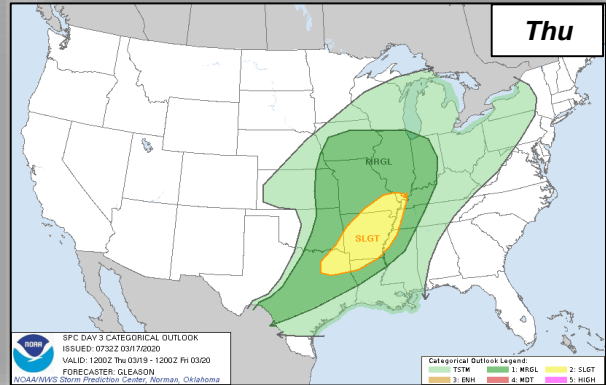
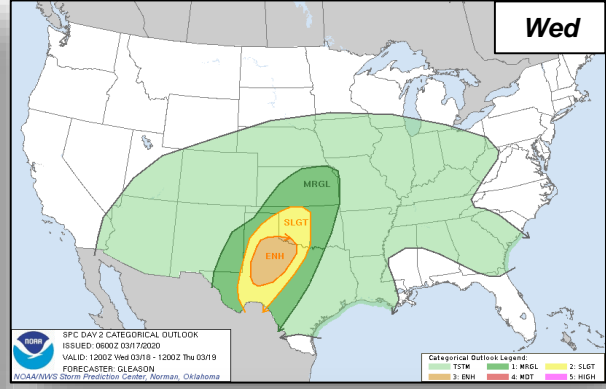
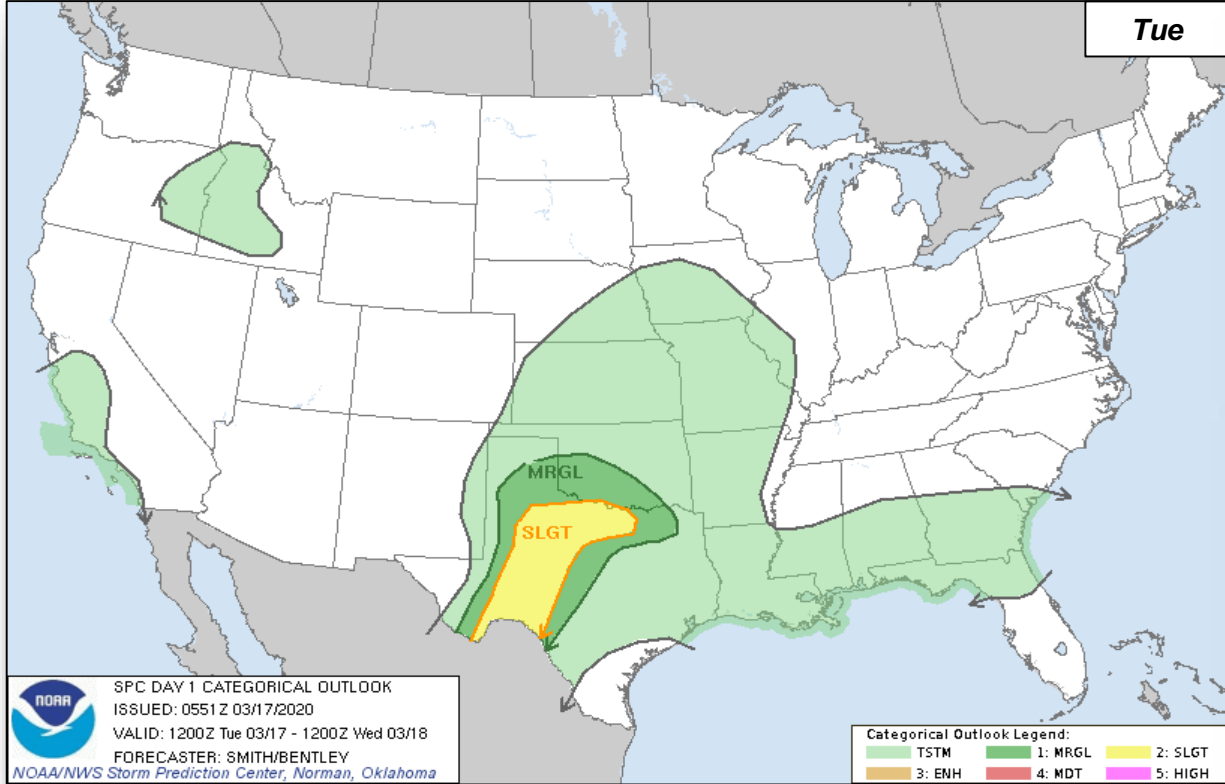
- COVID-19
- Severe weather and flash flooding – Southern Plains
- Heavy Snow – Northern CA, northwestern NV, and southern OR

Declaration Activity: None

National Weather Forecast



Severe Weather Outlook



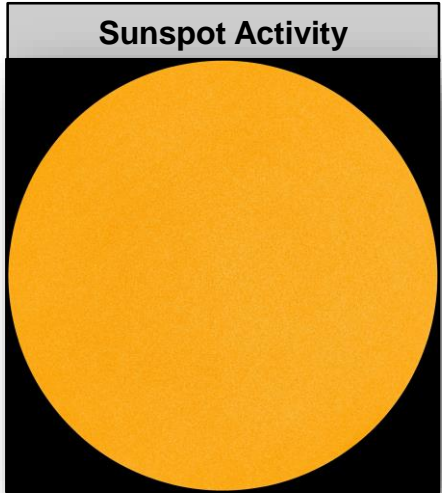

Space Weather



FEMA

	Space Weather Activity	Geomagnetic Storms	Solar Radiation	Radio Blackouts
Past 24 Hours	None	None	None	None
Next 24 Hours	None	None	None	None

For further information on NOAA Space Weather Scales refer to: <http://www.swpc.noaa.gov/noaa-scales-explanation>



Joint Preliminary Damage Assessments



FEMA

Region	State / Location	Event	IA/PA	Number of Counties		Start – End
				Requested	Completed	
IV	NC	Severe Storms, Flooding, Tornadoes, & Straight-line Winds; Feb 5-9	IA	0	0	N/A
			PA	19	19 (+19)	3/9 – 3/16
	SC	Severe Weather & Flooding Feb 6	IA	1	1	2/17 – 2/20
			PA	11	10	2/17 – TBD

Declaration Requests in Process – 4



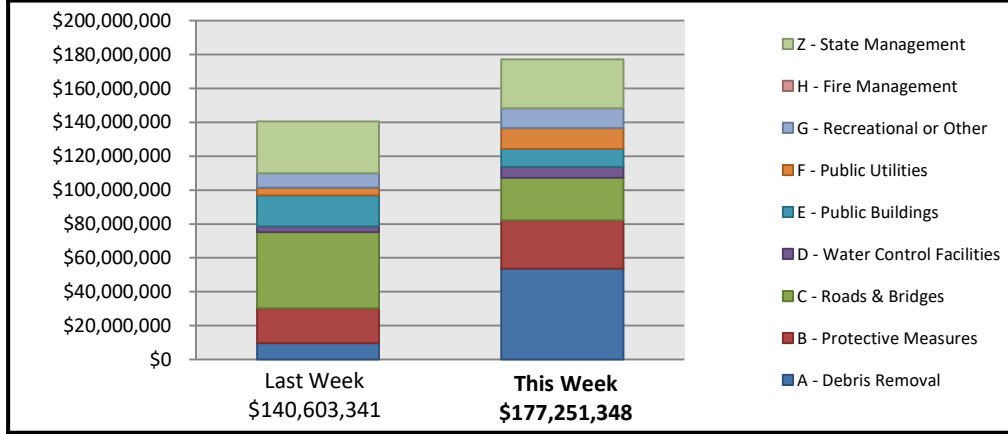
FEMA

State / Tribe / Territory – Incident Description	Type	IA	PA	HM	Requested
TX – Severe Storms, Straight-line Winds, and Tornadoes	DR		X	X	Jan 13
AR – Severe Storms, Straight-line Winds, and Tornadoes (Appeal)	DR		X	X	Feb 20
SC – Severe Storms, Tornadoes, Straight-line Winds, and Flooding	DR	X	X	X	Mar 5
OR – Severe Storms, Flooding, Landslides, and Mudslides	DR	X	X	X	Mar 6

Public Assistance Grant Program

PA Project Worksheets Obligated										
in past week, as of 3/16/20 at 1500 EDT										
PA Category	Emergency Work		Permanent Work					H - Fire Management	Z - State Management	Total
	A - Debris Removal	B - Protective Measures	C - Roads & Bridges	D - Water Control Facilities	E - Public Buildings	F - Public Utilities	G - Recreational or Other			
Number Of PWs Obligated	122	208	700	11	119	84	89	0	63	1396
Federal Share Obligated	\$53,715,519	\$28,397,967	\$25,226,946	\$6,323,742	\$10,670,495	\$12,307,029	\$11,594,036	\$0	\$29,015,614	\$177,251,348

Public Assistance Obligated per Category 3/2/2020 through 3/16/2020



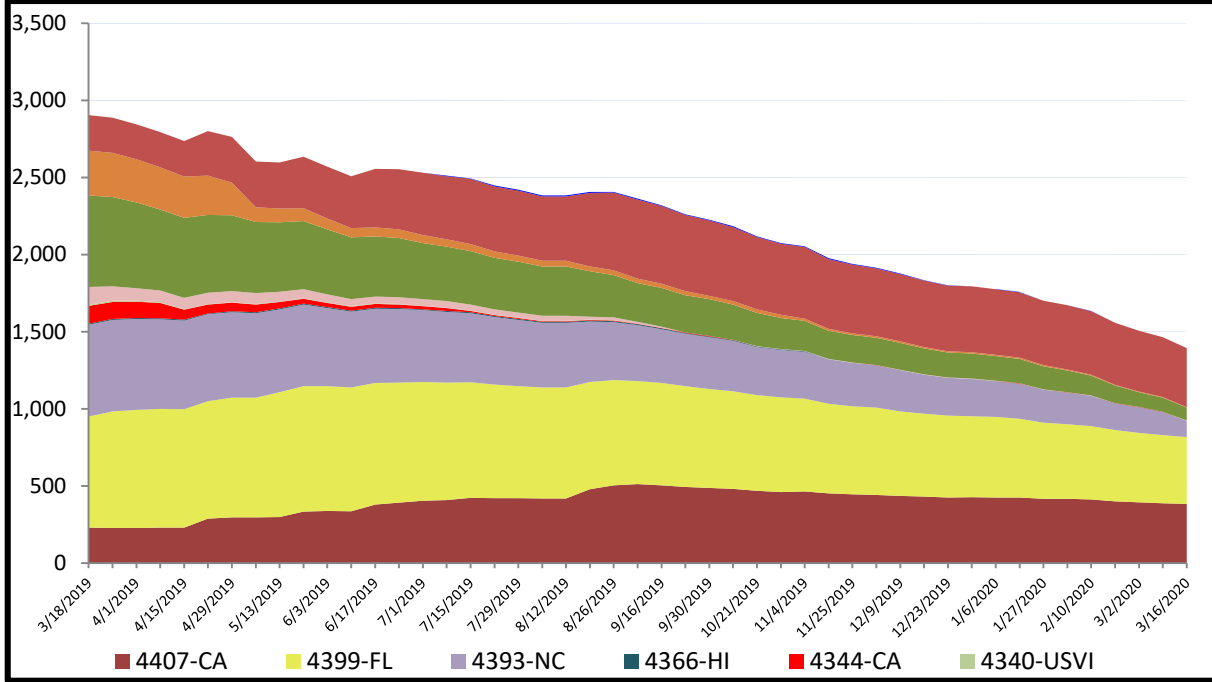
This weeks PA Highlights

- In 4393 - NC
 - \$28 Million obligated for Category Z – State Management
- In 4399 - FL
 - \$27 Million obligated for Category A – Debris Removal
- In 4344 - CA
 - \$16 Million obligated for Category A – Debris Removal

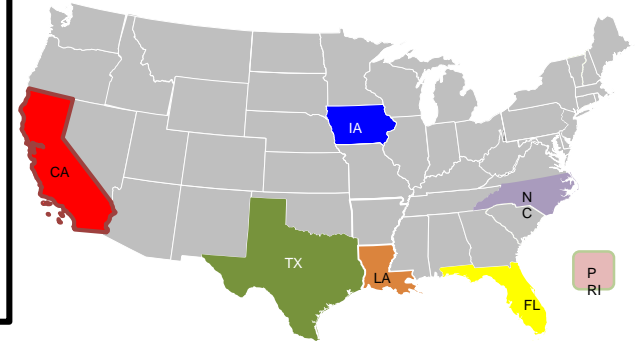
Direct Housing

Total Households in FEMA Direct Housing per State

Past Year per Week, 3/18/2019 – 3/16/2020, There are currently **1,011** Households Occupying **1,011** Temporary Units



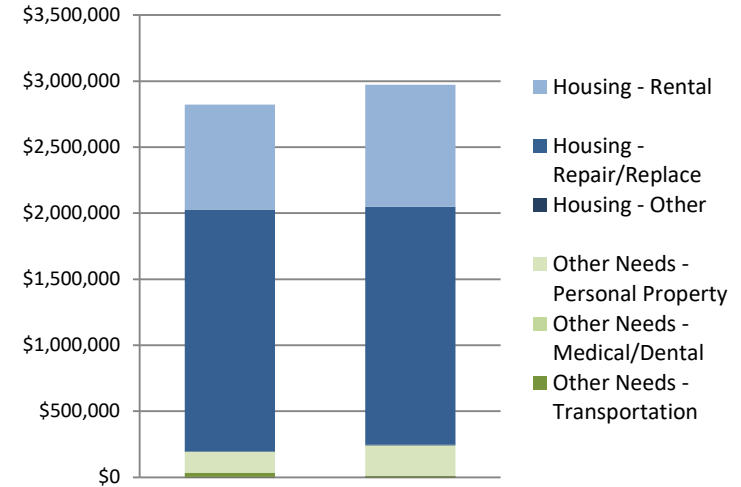
DR	IA Declaration Date	Program End Date	Current # of Households in Direct Housing (Weekly Change)
4421-IA	3/23/2019	9/23/2020	1 (0)
4407-CA	11/12/2018	5/12/2020	383 (-4)
4399-FL	10/11/2018	4/11/2020	435 (-7)
4393-NC	9/14/2018	3/14/2020	105 (-46)
4344-CA	10/10/2017	7/10/2019	1 (0)
4339-PR	9/20/2017	9/20/2019	1 (0)
4332-TX	8/25/2017	8/25/2019	83 (-8)
4277-LA	8/14/2016	4/30/2019	2 (-2)



States with Currently Occupied Units

Individual Assistance Activity

Individuals and Households Program Activity As Of: 3/16/20					
	In Past 7 Days			Cumulative	
	Applicants Approved	Amount Approved	Applicants Approved	Amount Approved	
4473-PR Declared 01-16-2020 End Of Reg Period 04-15-2020					
Open Registration Period	Housing Assistance	736	\$1,939,666.81	8,726	\$24,335,408.82
	Other Needs Assistance	173	\$60,523.15	3,424	\$1,553,569.24
	Total IHP	\$2,000,189.96		\$25,888,978.06	
	Average IHP			\$2,496	
	Total Max Grants			HA	ONA
			105	0	
4476-TN Declared 03-05-2020 End Of Reg Period 05-04-2020					
Open Registration Period	Housing Assistance	223	\$465,717.14	316	\$687,729.60
	Other Needs Assistance	69	\$160,606.36	92	\$217,537.40
	Total IHP	\$626,323.50		\$905,267.00	
	Average IHP			\$2,702	
	Total Max Grants			HA	ONA
			1	0	
Other IHP Active	17 Declarations IHP Programmatically Open - Closed Registration *				
	Housing Assistance	79	\$323,882.37		
	Other Needs Assistance	24	\$21,269.62		
	Total IHP	\$345,151.99			
	Total IHP Approved in Past Week	\$2,971,665.45			





FEMA

FEMA's mission is helping people before, during, and after disasters.

Click [here](#) to subscribe to this briefing.