

FEMA National Watch Center

Daily Operations Briefing

Tuesday, March 23, 2021

8:30 a.m. ET



FEMA

National Current Ops / Monitoring

New Significant Incidents / Ongoing Ops:

- COVID-19

Hazard Monitoring:

- Critical fire weather – Southwest to Southern Plains
- Heavy snow possible – Southern/Central Rockies
- Heavy rain and flash flooding possible - Lower Mississippi Valley to Southeast

Disaster Declaration Activity:

- None

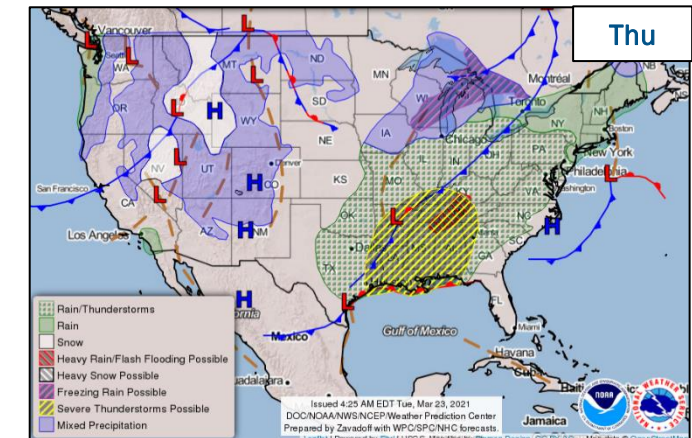
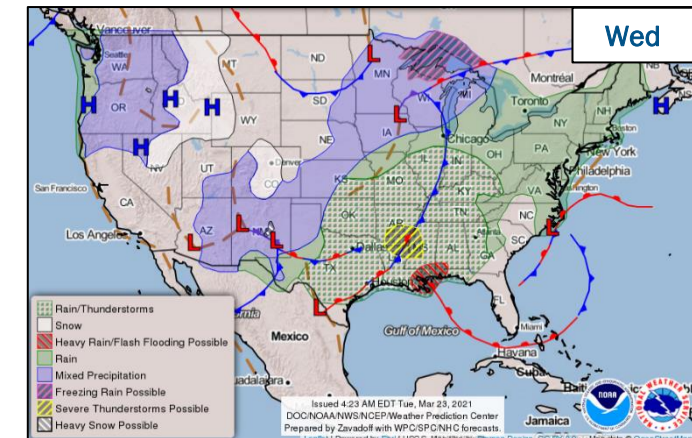
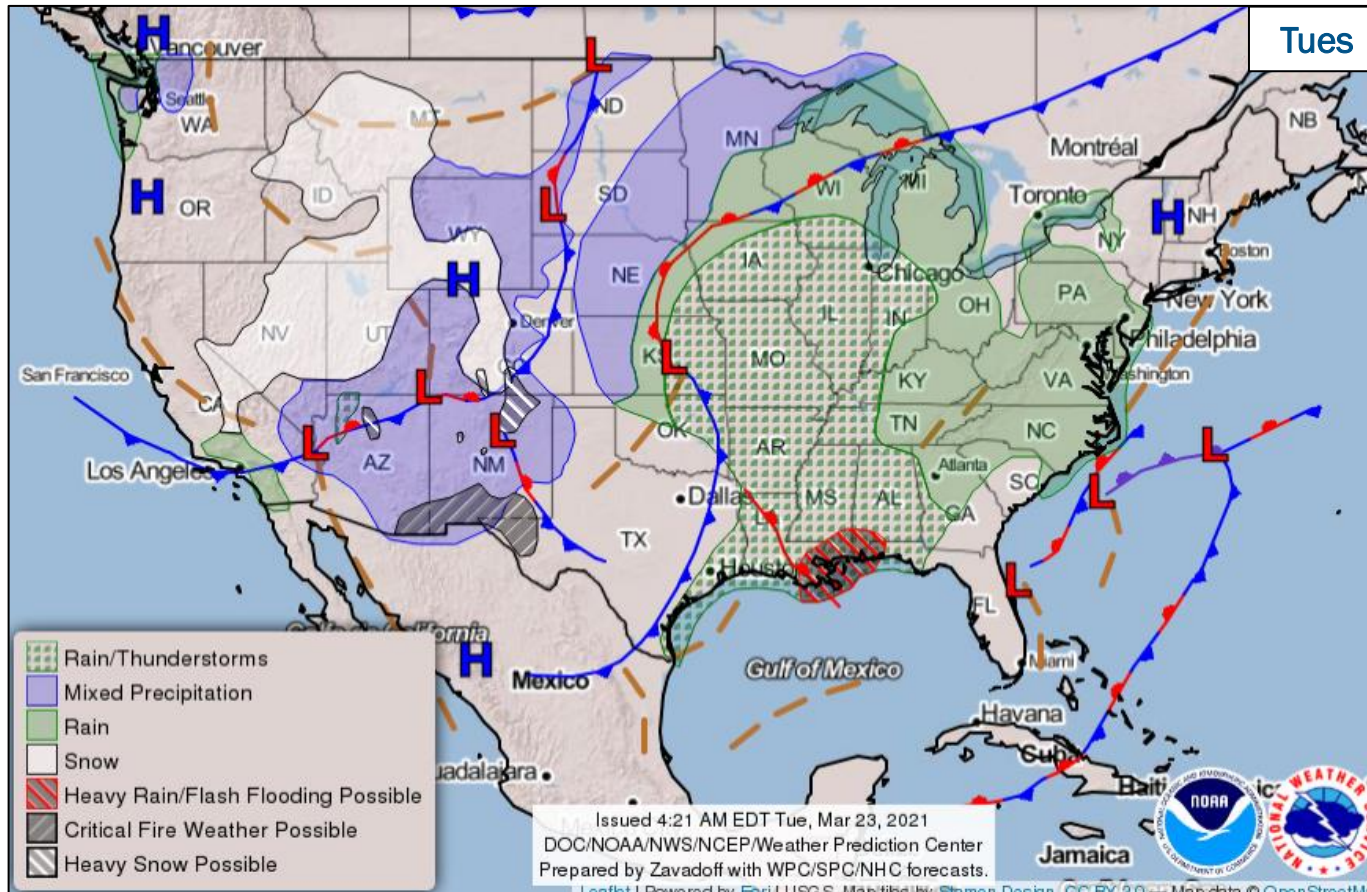
Event Monitoring:

- None



FEMA

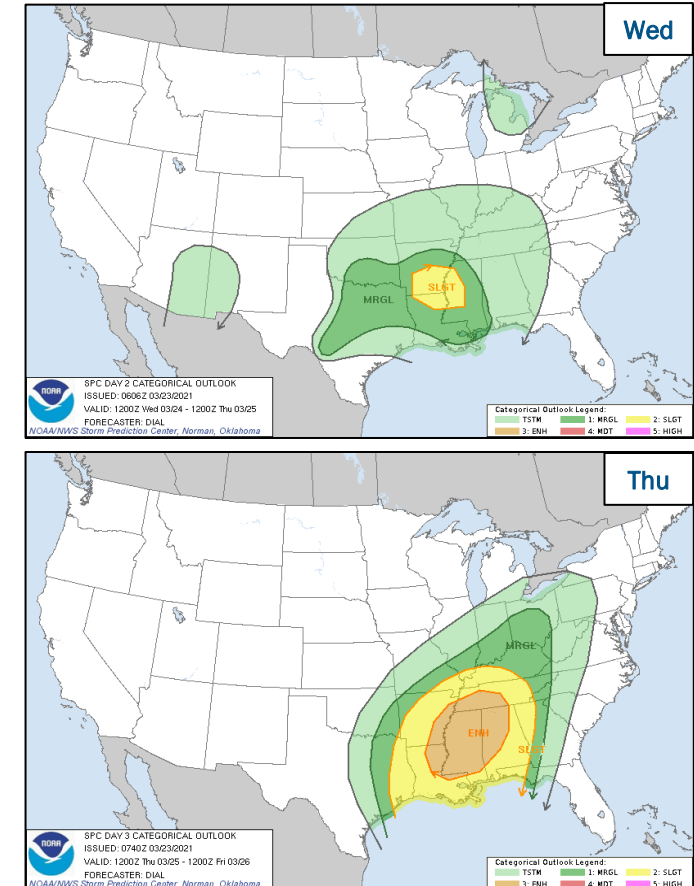
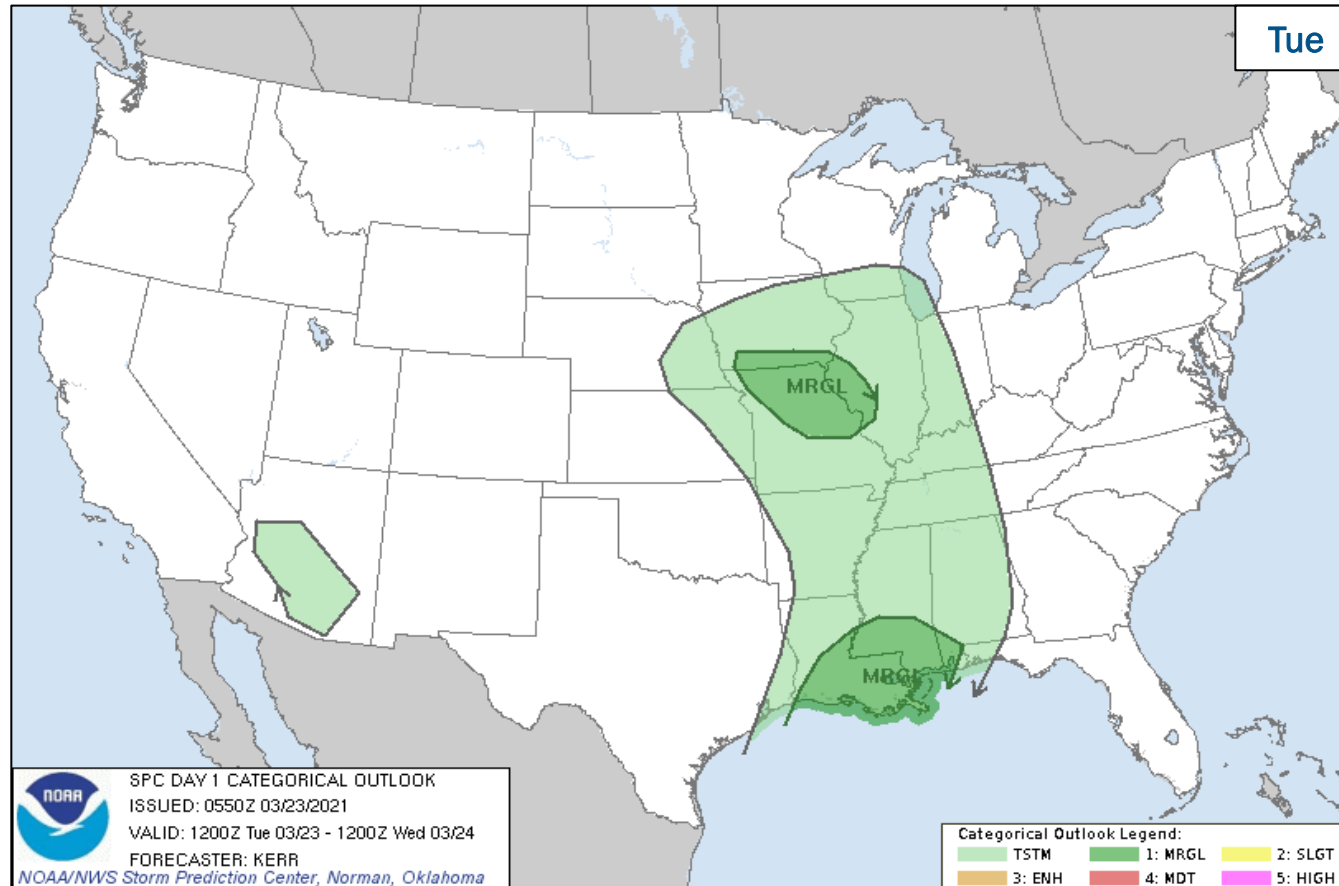
National Weather Forecast



FEMA

National Watch Center

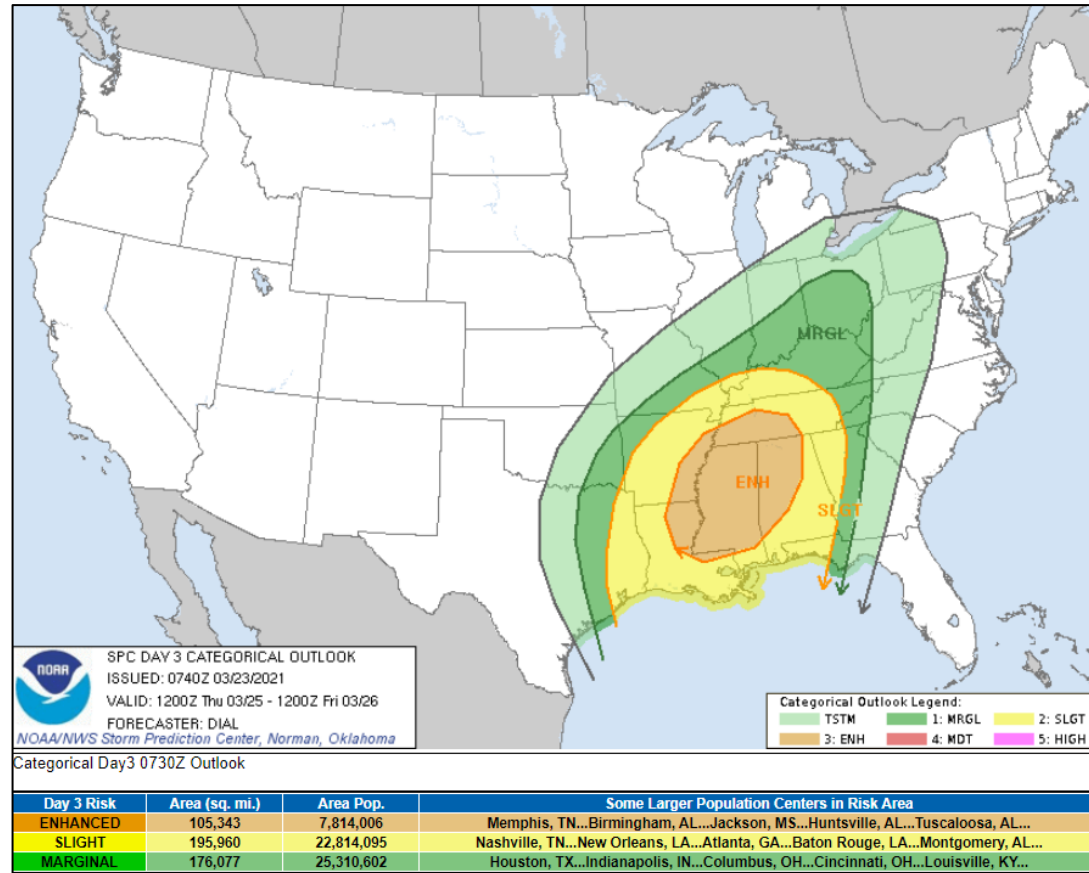
Severe Weather Outlook



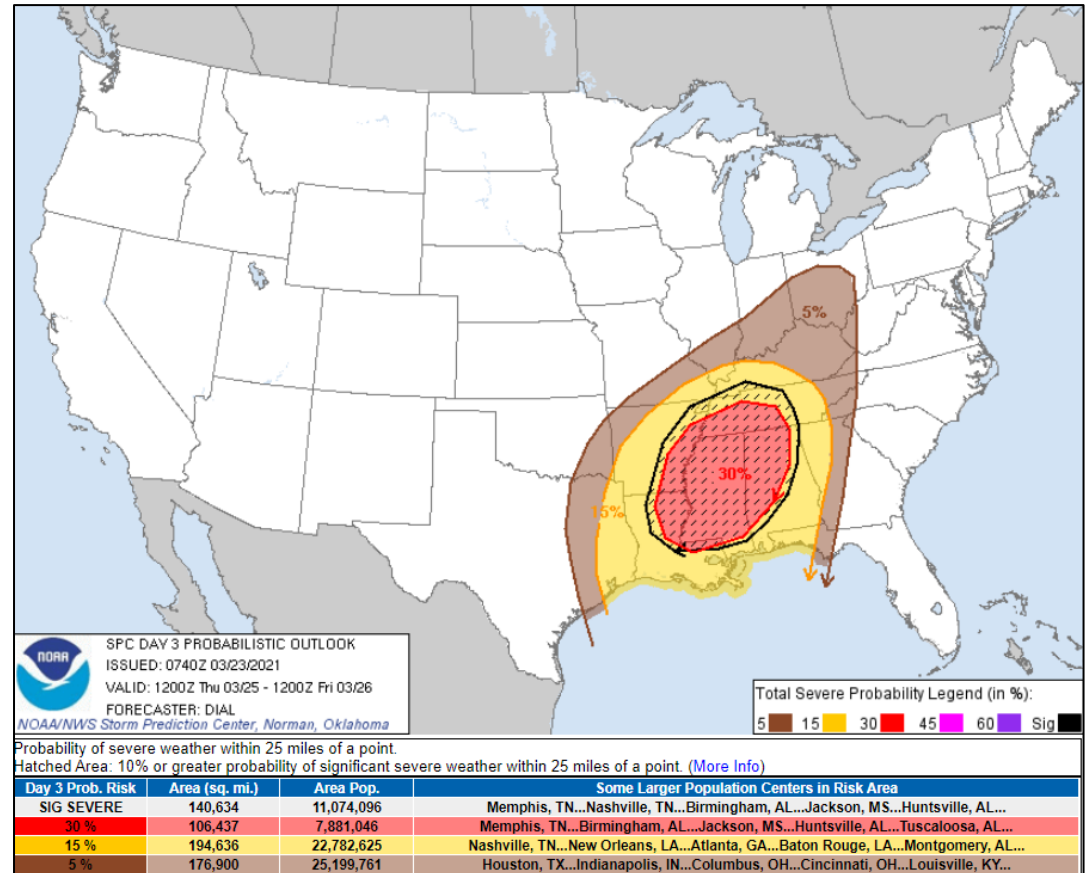
FEMA

National Watch Center

Severe Weather Outlook Day 3



Categorical Outlook



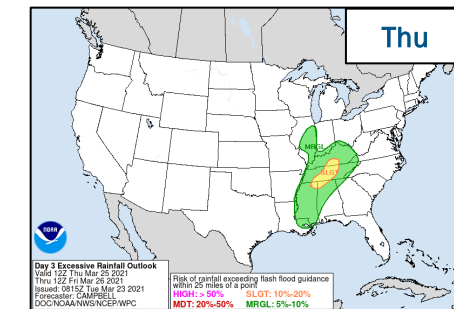
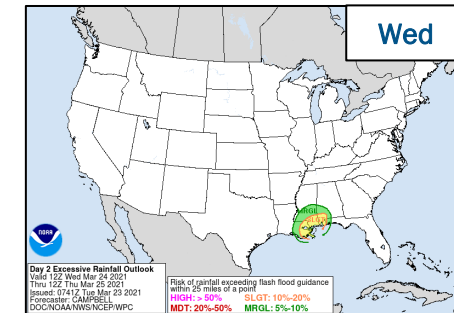
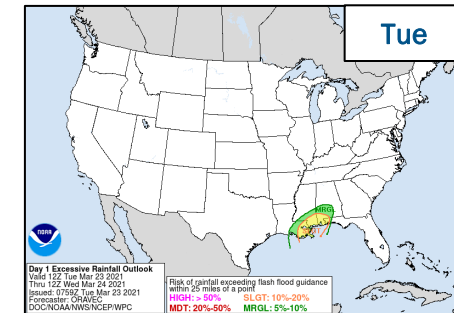
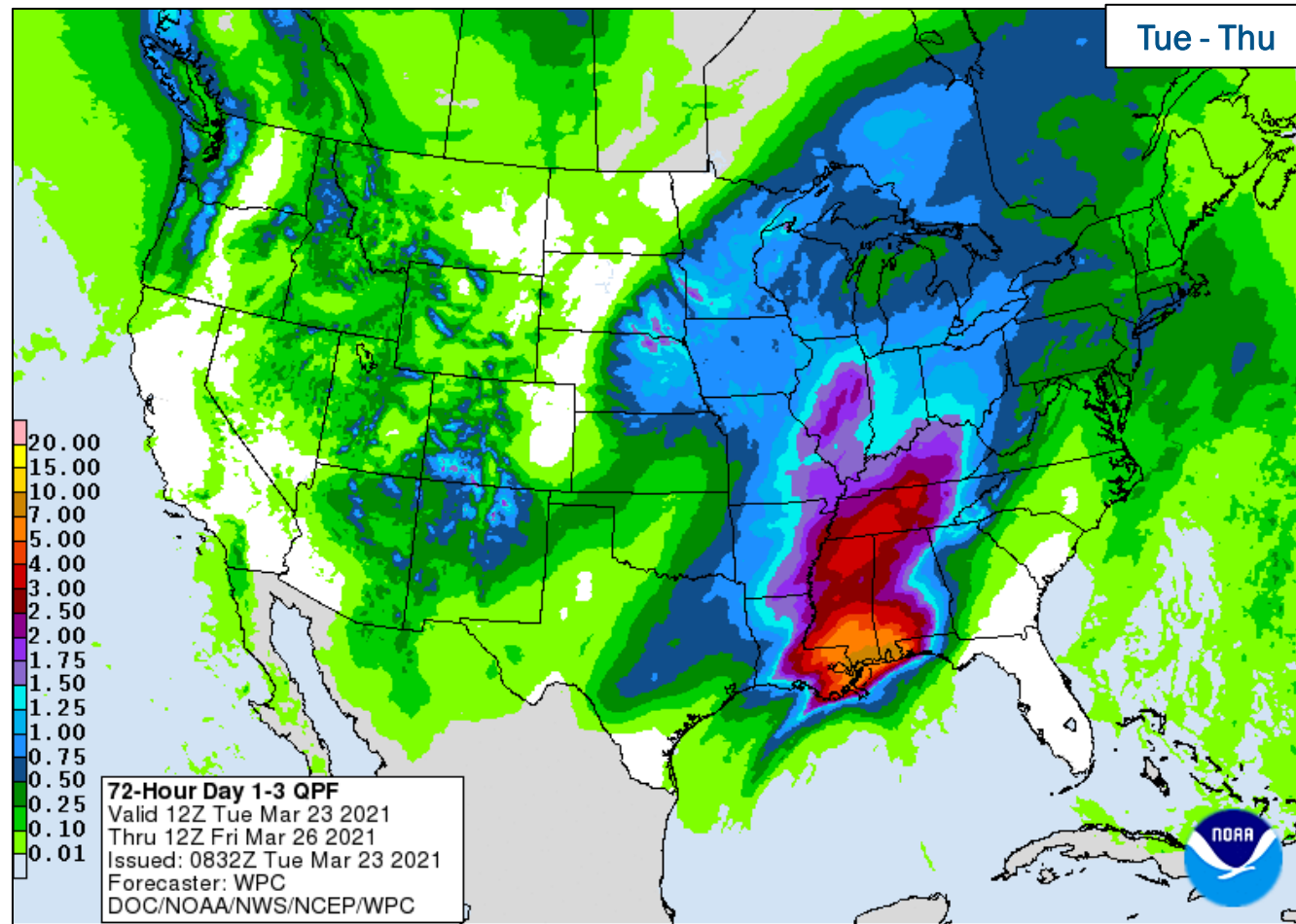
Probabilistic Outlook



FEMA

National Watch Center

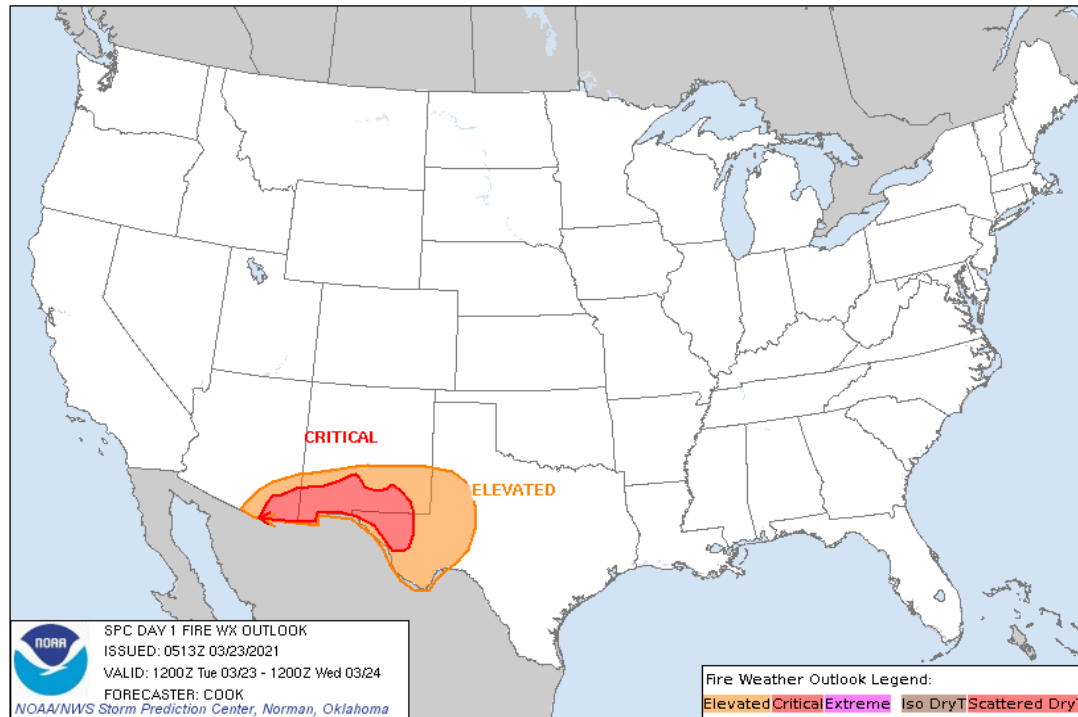
Precipitation & Excessive Rainfall



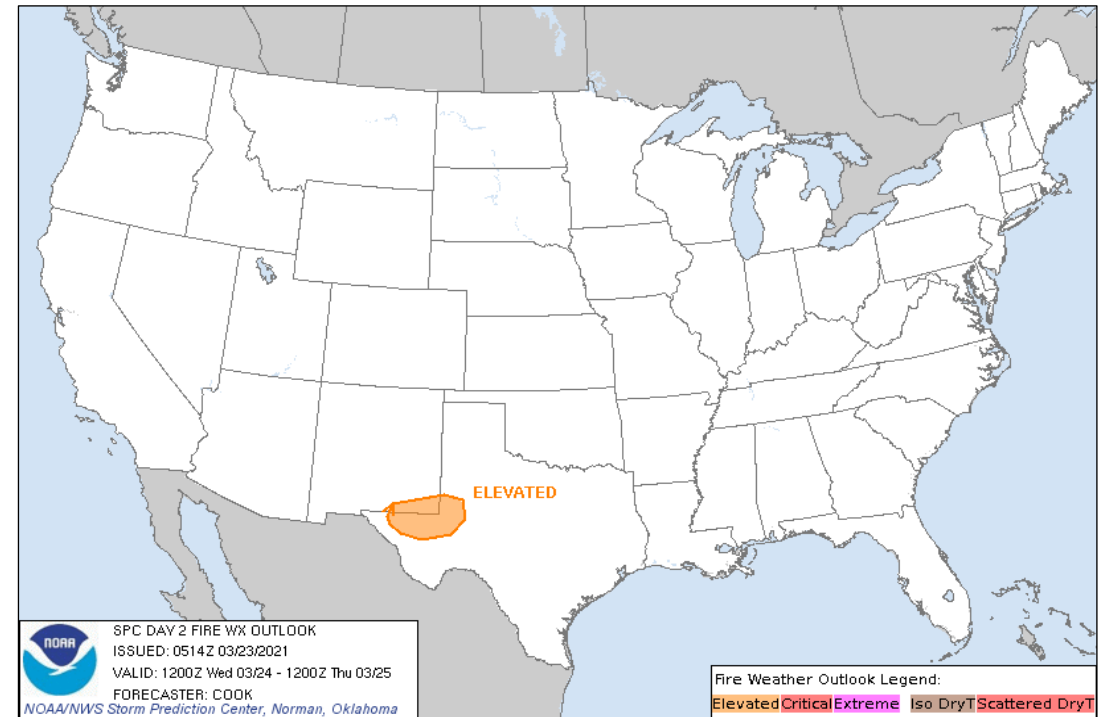
FEMA

National Watch Center

Fire Weather Outlook



Today



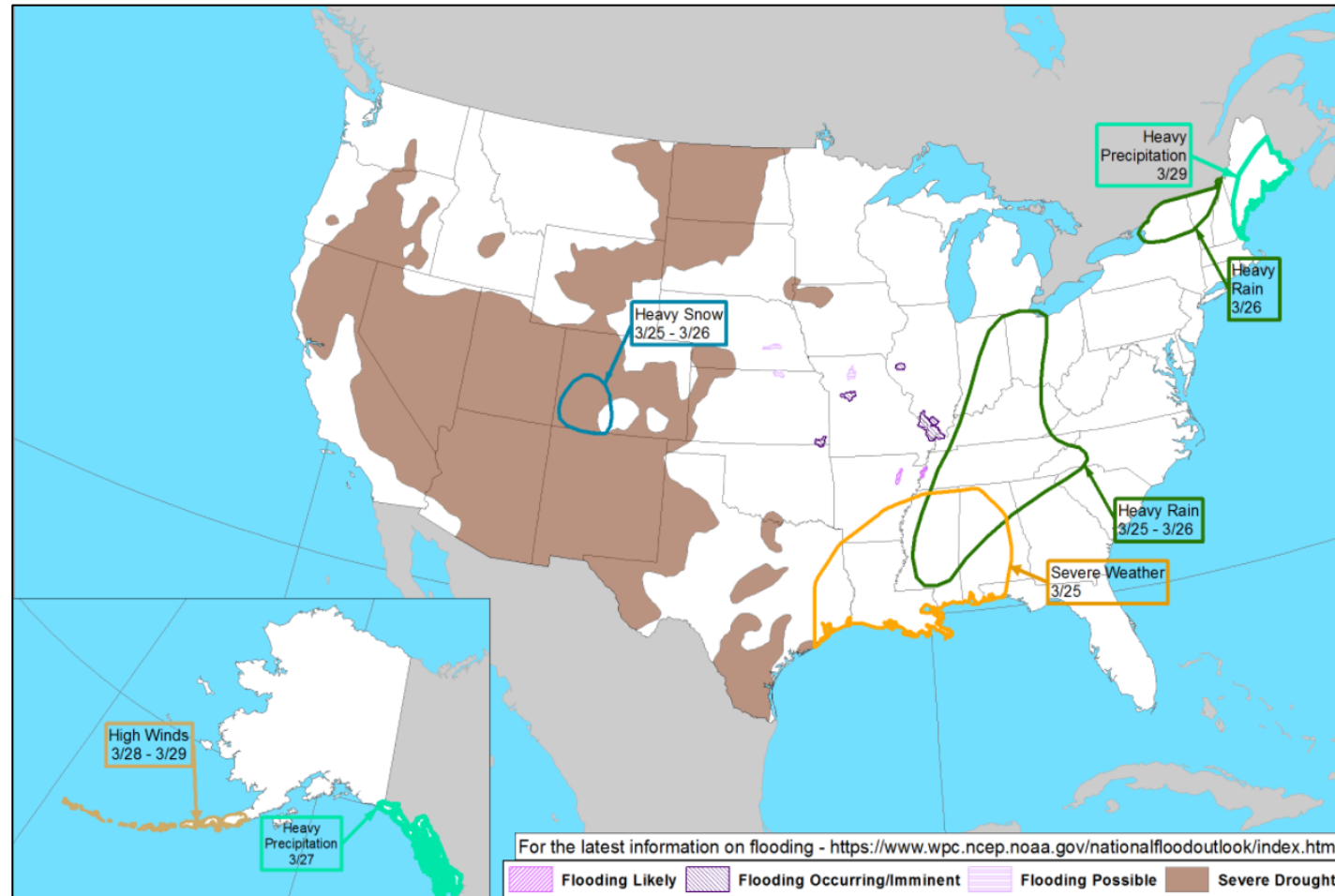
Tomorrow



FEMA

National Watch Center

Hazards Outlook – Mar 25 - 29



FEMA

National Watch Center

Joint Preliminary Damage Assessments

Region	State / Location	Event	IA	Number of Counties		Start – End
			PA	Requested	Complete	
II	NJ	Nor'easter/Winter Storm Jan 31 – Feb 2	IA	N/A	N/A	N/A
			PA	6	1	3/15 – TBD
III	VA	Severe Winter Storms Feb 8-20	IA	N/A	N/A	N/A
			PA	40	0	3/22 – TBD
	WV	Severe Winter Storms Feb 11-14	IA	N/A	N/A	N/A
			PA	5	0	3/24 – TBD
IV	MS	Severe Winter Weather Feb 11-19	IA	N/A	N/A	N/A
			PA	33 & 1 Tribe	11 (+2)	3/9 – TBD
	KY	Severe Flooding Feb 26 and continuing	IA	9	9	3/6 – 3/21
			PA	27	N/A	3/22 – TBD
	TN	Winter Storm Feb 10-19	IA	N/A	N/A	N/A
			PA	20	15 (+3)	3/8 – TBD
IX	HI	Severe Weather, Flooding, and Landslides March 8-15, 2021	IA	2	0	3/22 – TBD
			PA	2	0	TBD
X	OR	Severe Winter Storm Feb 11-22	IA	N/A	N/A	N/A
			PA	6	0	3/22 – TBD



FEMA

National Watch Center

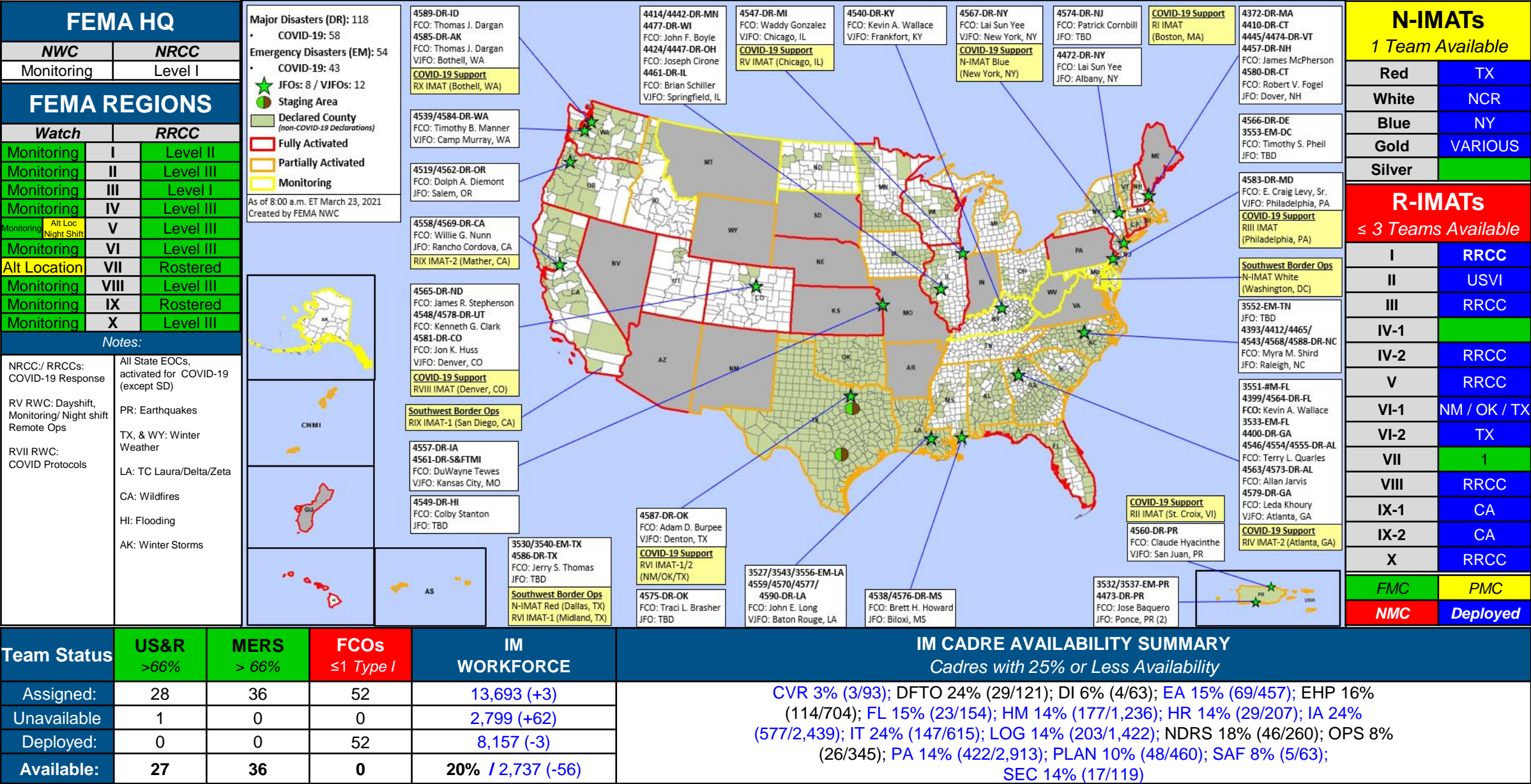
Declaration Requests in Process – 3

State / Tribe / Territory – Incident Description	Type	IA	PA	HM	Requested
Poarch Band of Creek Indians – COVID-19 Pandemic (Appeal)	DR	X	X		3/11
WA – Severe Winter Storms, Straight-Line Winds, Flooding, Landslides, & Mudslides	DR		X	X	3/10
KY – Severe Winter Storms, Landslides, & Mudslides	DR		X	X	3/19



FEMA

FEMA Common Operating Picture



Public Assistance Grant Program

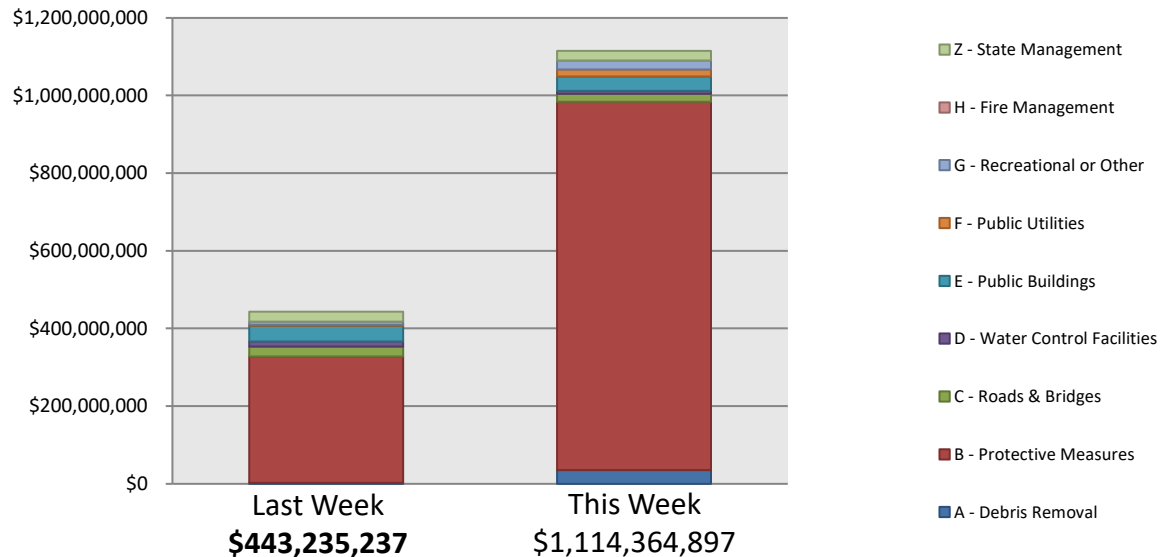
PA Project Worksheets Obligated

in past week, as of 03/22/2021 at 1500 ET

	Emergency Work		Permanent Work							
PA Category	A - Debris Removal	B - Protective Measures	C - Roads & Bridges	D - Water Control Facilities	E - Public Buildings	F - Public Utilities	G - Recreational or Other	H - Fire Management	Z - State Management	Total
Number Of PWs Obligated	36	210	80	13	91	34	49	0	69	582
Federal Share Obligated	\$35,730,383	\$948,240,863	\$20,163,867	\$7,713,180	\$36,616,224	\$18,471,306	\$23,278,887	\$0	\$24,150,188.04	\$1,114,364,897.28

Public Assistance Obligated per Category

03/08/2021 through 03/22/2021



COVID-19 Obligated

as of 03/22/21

- Total Public Assistance Obligated: \$16,892,250,837.00

This weeks PA Highlights

- In 4485-TX
 - \$567 Million obligated for Category B – Protective Measures
- In 4484-LA
 - \$107 Million obligated for Category B – Protective Measures
- In 4489-IL
 - \$81 Million obligated for Category B – Protective Measures



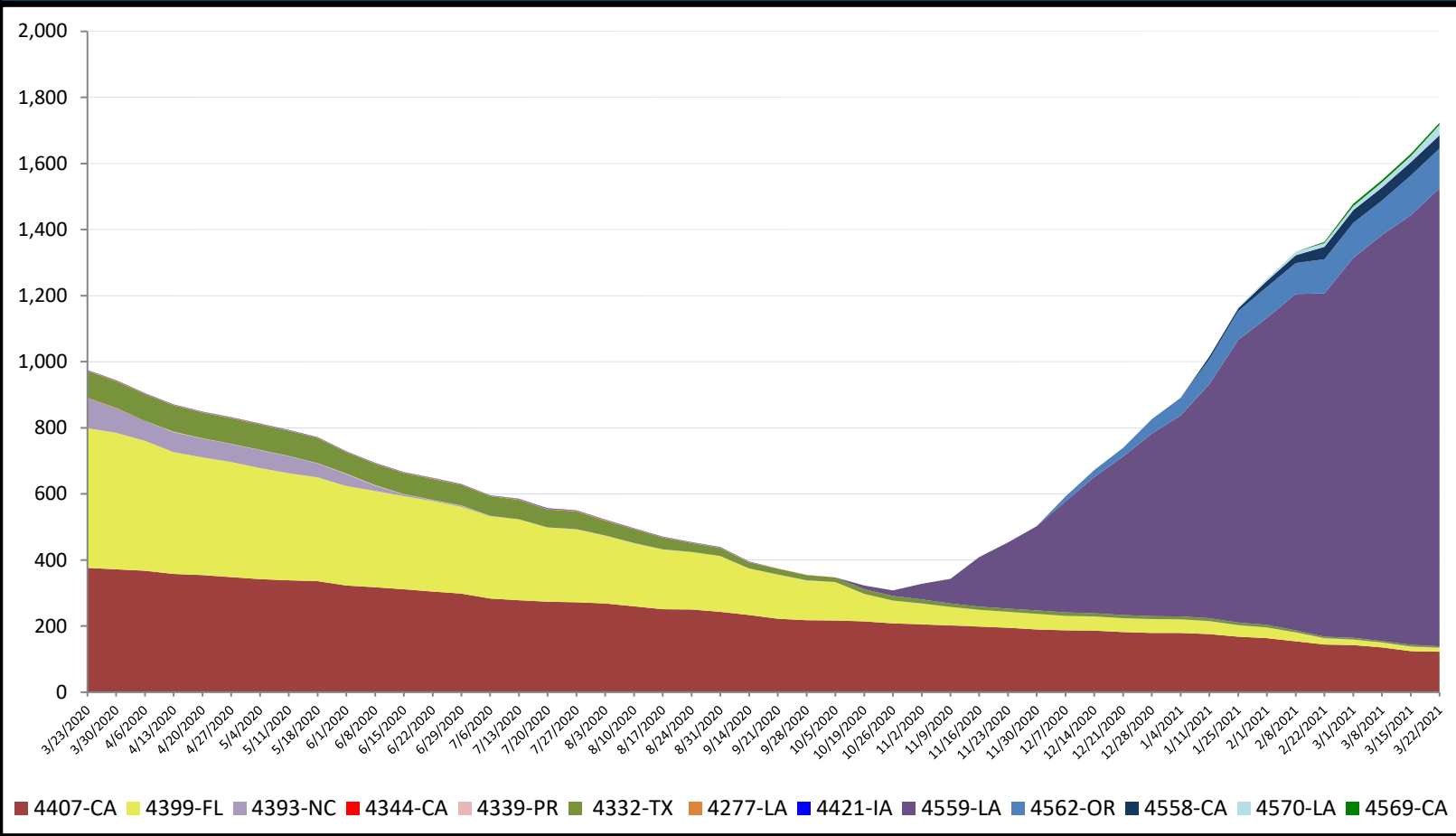
FEMA

National Watch Center

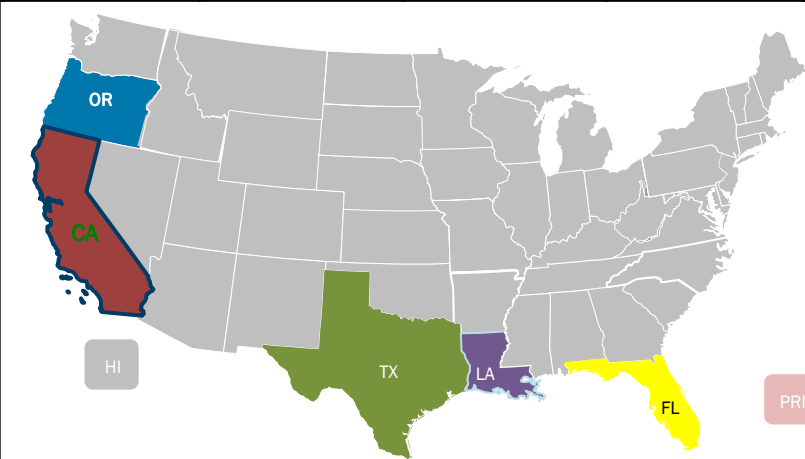
Direct Housing

Total Households in FEMA Direct Housing per State

Past Year per Week, 03/23/2020 – 03/22/2021. There are currently **1,723** Households Occupying **1,723** Temporary Units.



DR	IA Declaration Date	Program End Date	Current # of Households in Direct Housing (Weekly Change)
4570-LA	10/16/2020	4/16/2022	31 (+12)
4569-CA	10/16/2020	4/16/2022	6 (-1)
4562-OR	9/15/2020	3/15/2022	120 (-1)
4559-LA	8/28/2020	2/28/2022	1386 (+86)
4558-CA	8/22/2020	2/22/2022	41 (+1)
4407-CA	11/12/2018	5/12/2020	122 (-2)
4399-FL	10/11/2018	4/11/2020	11 (-2)
4339-PR	9/20/2017	9/20/2019	1 (0)
4332-TX	8/25/2017	8/25/2019	5 (0)



States with Currently Occupied Units

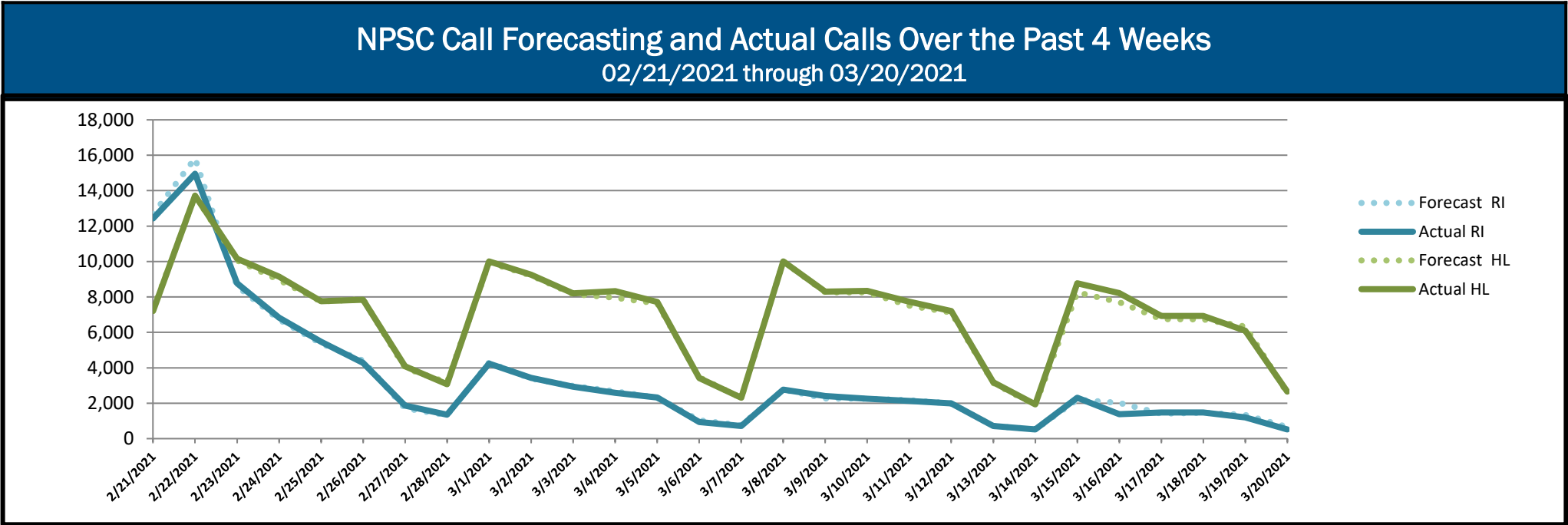


FEMA

National Watch Center

NPSC Call Activity

NPSC Call Activity in the Past Week		
03/14/2021 through 03/20/2021		
Call Type	Projected Calls	Actual Calls
Registration Intake:	9,619	8,885
Helpline:	40,254	41,526
Combined:	49,873	50,411



Individual Assistance Activity

	Individuals and Households Program Activity As Of: 3/22/21				
		In Past 7 Days		Cumulative	
		Applicants Approved	Amount Approved	Applicants Approved	Amount Approved
Open Registration Period	4577-LA Declared 01-12-2021 End Of Reg Period 03-15-2021				
	Housing Assistance	252	\$795,714.00	2,540	\$8,222,940.56
	Other Needs Assistance	170	\$192,582.81	1,587	\$1,739,001.67
	Total IHP		\$988,296.81		\$9,961,942.23
	Average IHP				\$3,115
	Total Max Grants			HA 2	ONA 0
Open Registration Period	4586-TX Declared 02-19-2021 End Of Reg Period 04-20-2021				
	Housing Assistance	5,035	\$15,047,576.49	30,558	\$93,216,357.09
	Other Needs Assistance	1,498	\$1,573,489.73	8,821	\$8,968,493.92
	Total IHP		\$16,621,066.22		\$102,184,851.01
	Average IHP				\$3,115
	Total Max Grants			HA 0	ONA 0
Open Registration Period	4587-OK Declared 02-24-2021 End Of Reg Period 04-26-2021				
	Housing Assistance	119	\$272,331.18	343	\$793,983.04
	Other Needs Assistance	65	\$43,192.99	156	\$92,664.72
	Total IHP		\$315,524.17		\$886,647.76
	Average IHP				\$2,233
	Total Max Grants			HA 0	ONA 0
Open Registration Period	4590-LA Declared 03-09-2021 End Of Reg Period 05-10-2021				
	Housing Assistance	231	\$596,655.83	330	\$850,089.10
	Other Needs Assistance	105	\$100,668.76	176	\$165,932.34
	Total IHP		\$697,324.59		\$1,016,021.44
	Average IHP				\$2,553
	Total Max Grants			HA 0	ONA 0
Other IHP Active	18 Declarations IHP Programmatically Open - Closed Registration *				
	Housing Assistance	661	\$2,854,443.40		
	Other Needs Assistance	258	\$407,050.36		
	Total IHP		\$3,261,493.76		
	Total IHP Approved in Past Week		\$21,883,705.55		

IHP Approved per Category in the Past 2 Weeks – 03/08/2021 through 03/22/2021



FEMA

National Watch Center



FEMA

Helping people before, during, and after disasters.

[Click here to subscribe to this briefing.](#)