

FEMA National Watch Center

Daily Operations Briefing

Sunday, April 4, 2021

8:30 a.m. ET



FEMA

National Current Ops / Monitoring

New Significant Incidents / Ongoing Ops:

- COVID-19

Hazard Monitoring:

- Elevated fire weather – Northern and Southern Plains
- Red Flag Warnings – Northern Plains and Central Great Basin

Disaster Declaration Activity:

- None

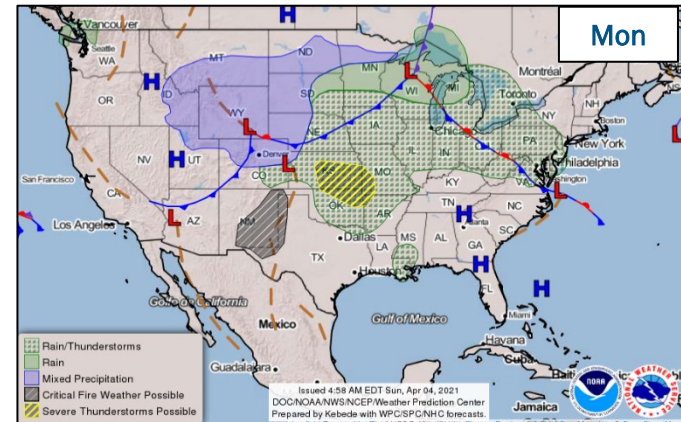
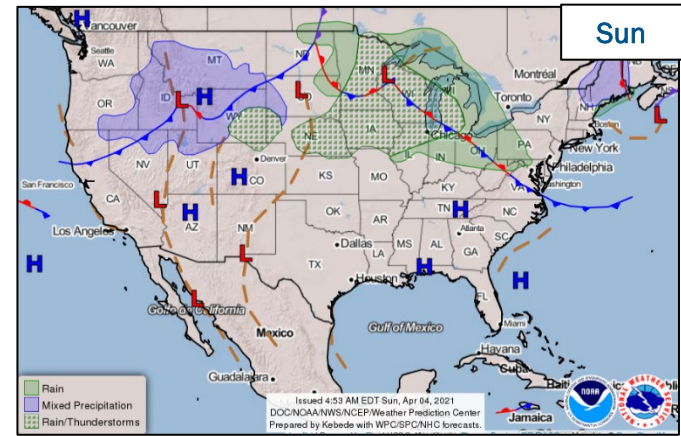
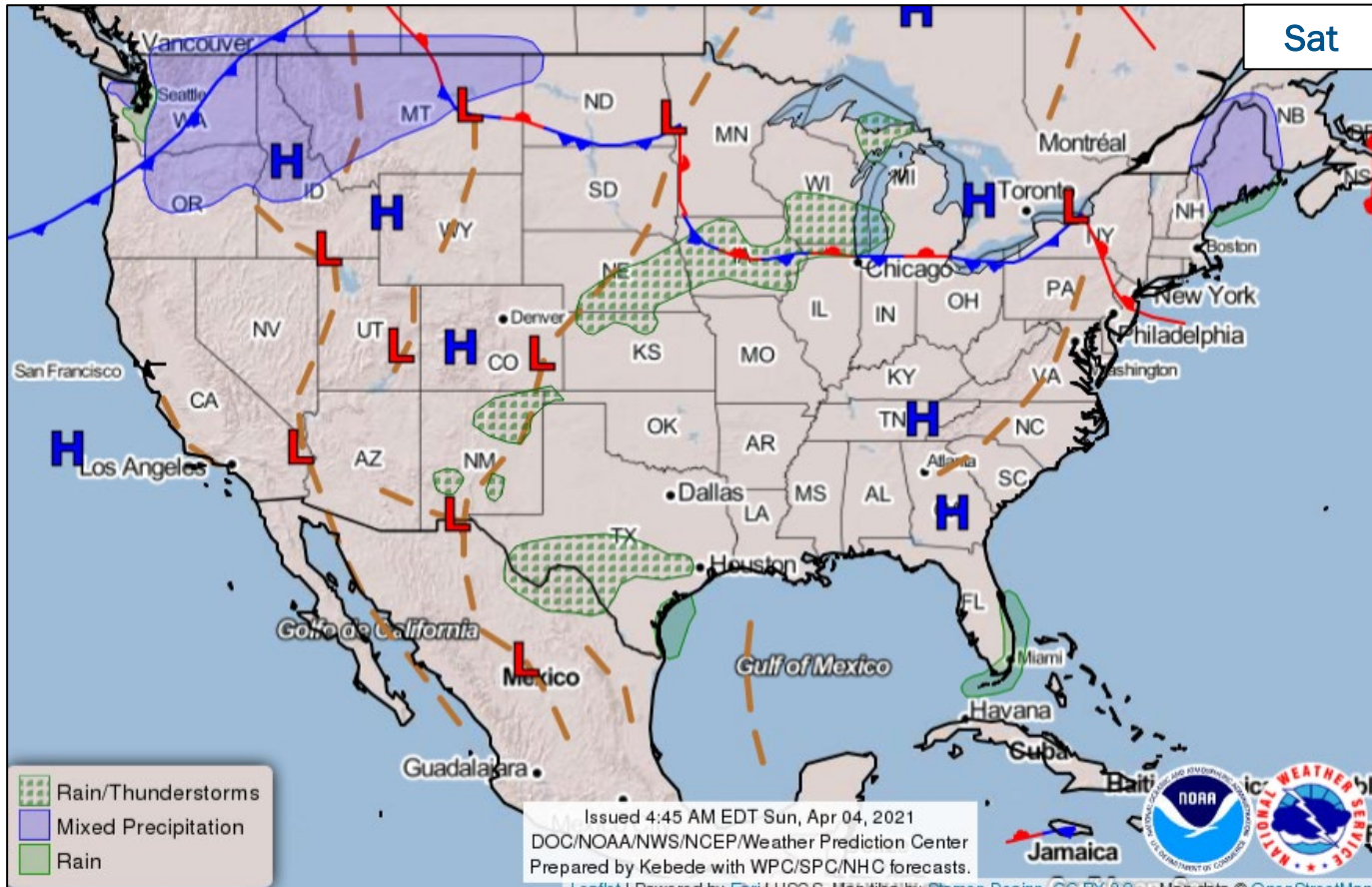
Event Monitoring:

- None



FEMA

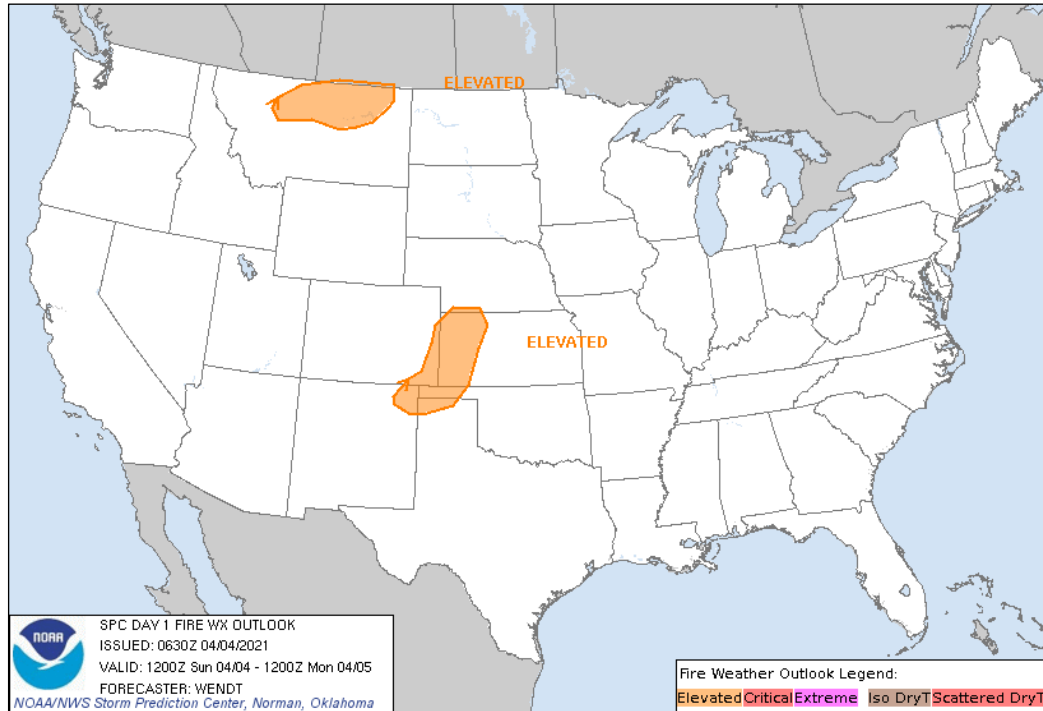
National Weather Forecast



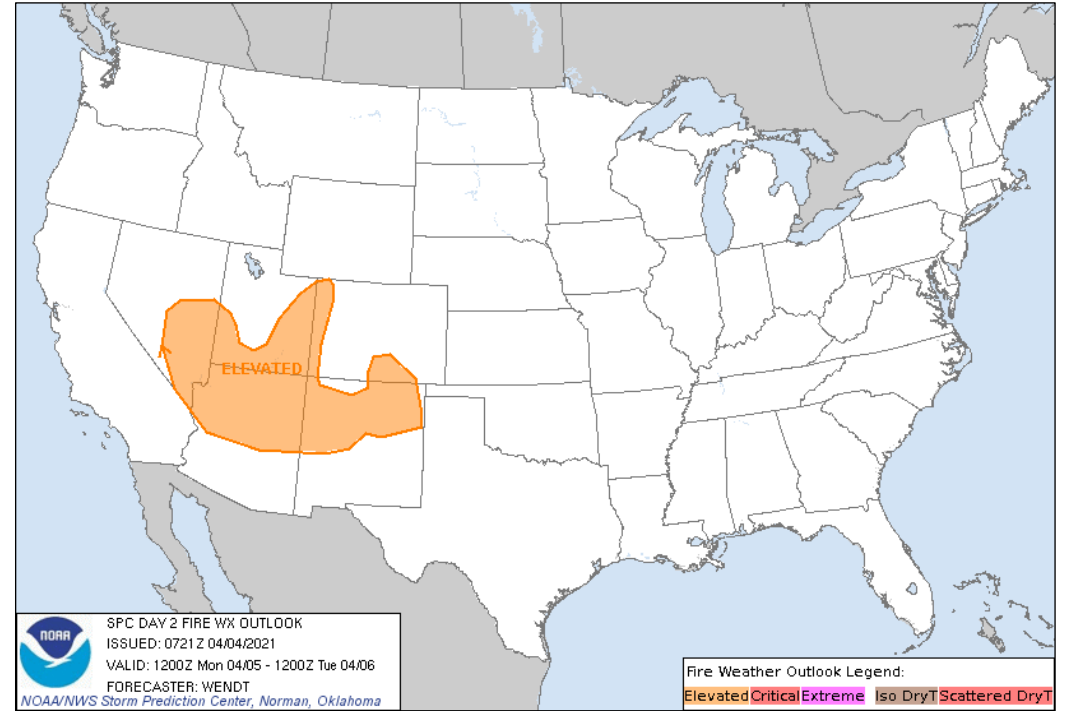
FEMA

National Watch Center

Fire Weather Outlook



Today



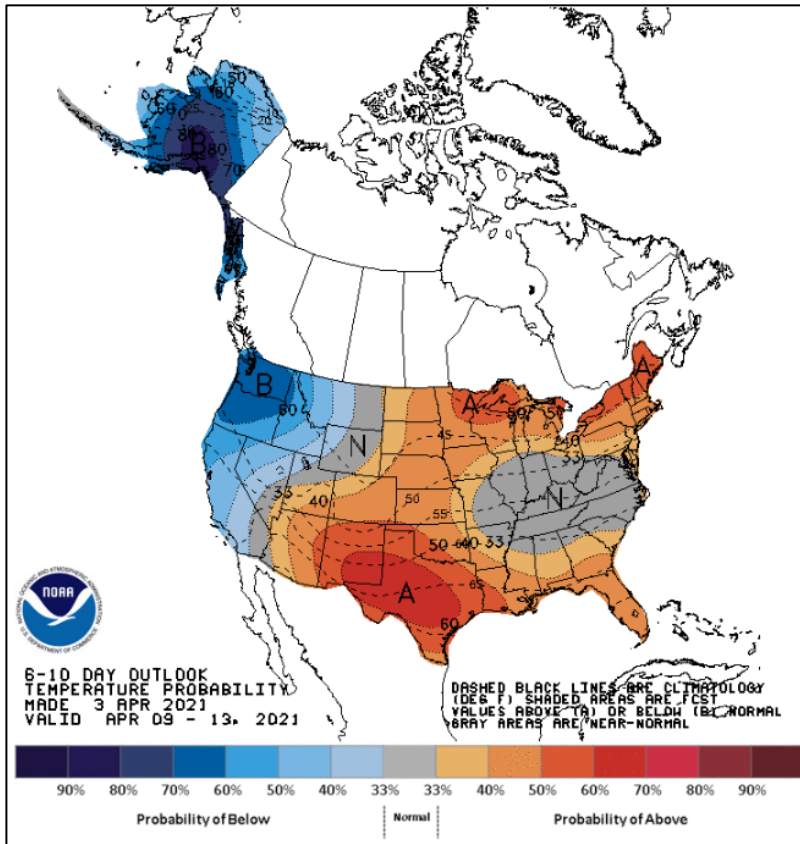
Tomorrow



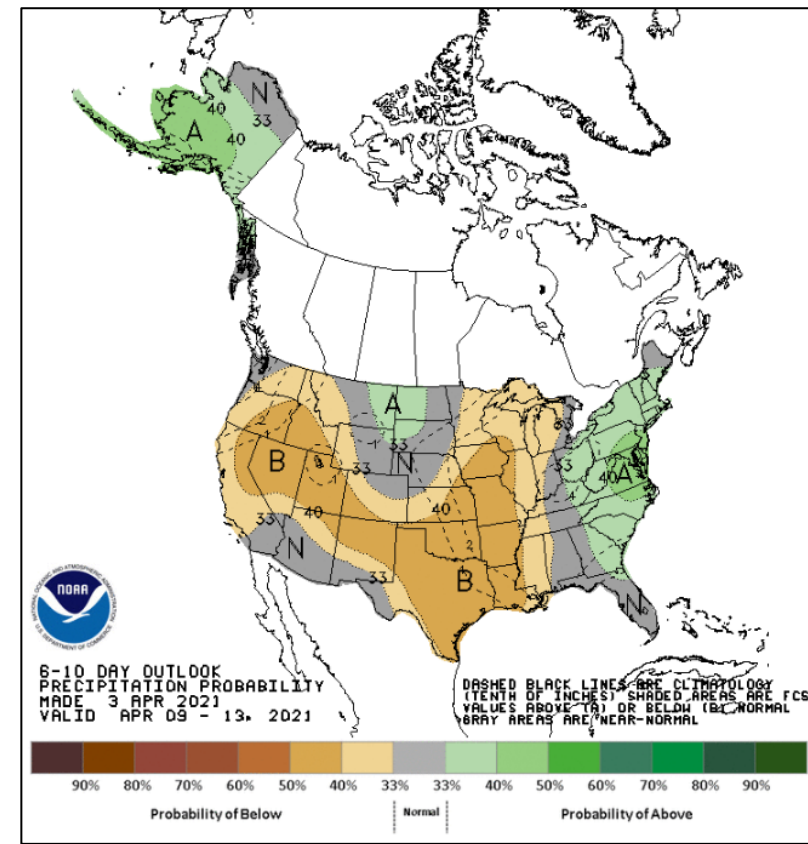
FEMA

National Watch Center

Long Range Outlooks – Apr 9 - 13



6-10 Day Temperature Probability



6-10 Day Precipitation Probability



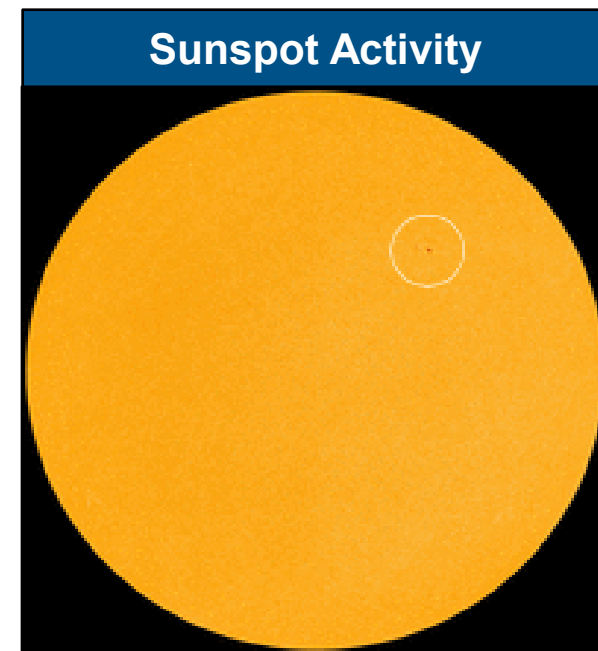

FEMA

National Watch Center

Space Weather Outlook

	Space Weather Activity	Geomagnetic Storms	Solar Radiation	Radio Blackouts
Past 24 Hours	None	None	None	None
Next 24 Hours	None	None	None	None

For further information on NOAA Space Weather Scales refer to: <http://www.swpc.noaa.gov/noaa-scales-explanation>
 For further information on Sunspot Activity refer to: <https://www.swpc.noaa.gov/phenomena/sunspotsolar-cycle>



FEMA

Joint Preliminary Damage Assessments

Region	State / Location	Event	IA	Number of Counties		Start - End
			PA	Requested	Complete	
III	VA	Severe Winter Storms Feb 8-20	IA	N/A	N/A	N/A
			PA	40	4	3/22 - TBD
	WV	Severe Winter Storms Feb 11-14	IA	N/A	N/A	N/A
			PA	5	1	3/24 - TBD
IV	MS	Severe Winter Weather Feb 11-19	IA	N/A	N/A	N/A
			PA	33 & 1 Tribe	20 & 1Tribe	3/9 - TBD
	KY	Severe Flooding Feb 26 and continuing	IA	9	9	3/6 - 3/21
			PA	42	21	3/22 - TBD
	GA	Severe Storms and Tornadoes Mar 25-26	IA	1	0	4/6 - TBD
			PA	8	0	4/6 - TBD
IX	HI	Severe Weather, Flooding, and Landslides Mar 8-15	IA	2	2	3/22 - 3/23
			PA	3	0	TBD



FEMA

Declaration Requests in Process-3

State / Tribe / Territory – Incident Description	Type	IA	PA	HM	Requested
WA – Severe Storms, Straight-Line Winds, Flooding, Landslides, and Mudslides	DR		X	X	3/12
NJ – Severe Winter Storm and Snowstorm	DR		X	X	3/29
TN - Severe Winter Storm	DR		X	X	4/1



FEMA

FEMA Common Operating Picture

FEMA HQ		
NWC Monitoring	NRCC Level I	
FEMA REGIONS		
Watch	RRCC	
Monitoring	I	Level II
Monitoring	II	Level III
Monitoring	III	Level I
Monitoring	IV	Level III
Monitoring <small>Alt Loc Night Shift</small>	V	Level III
Alt Location	VII	Rostered
Monitoring	VIII	Level III
Monitoring	IX	Rostered
Monitoring	X	Level III
Notes:		
NRCC/ RRCCs: COVID-19 Response	All State EOCs, activated for COVID-19 (except SD)	
RV RWC: Dayshift, Monitoring/ Night shift Remote Ops	PR: Earthquakes	
RVII RWC: COVID Protocols	TX: Winter Weather	
RVI IMAT-1: Reconstituting: FMC on 4/5	LA: TC Laura/Delta/Zeta, winter & severe weather	
	CA: Wildfires	
	HI: Flooding	
	AK: Winter Storms	

Major Disasters (DR): 119

- COVID-19: 59

Emergency Disasters (EM): 54

- COVID-19: 43

JFOs: 8 / VJFOs: 15

Staging Area

Declared County (non-COVID-19 Declarations)

Fully Activated

Partially Activated

Monitoring

As of 8:00 a.m. ET April 4, 2021
Created by FEMA NWC

4585-DR-AK
4589-DR-ID
FCO: Thomas J. Dargan
VJFO: Bothell, WA

4584/4539-DR-WA
FCO: Timothy B. Manner
VJFO: Camp Murray, WA

4519/4562-DR-OR
FCO: Toney Raines
JFO: Salem, OR

4565-DR-ND *
**Closing Apr 16*
FCO: James R. Stephenson
4548/4578-DR-UT
FCO: Kenneth G. Clark
4581-DR-CO
FCO: Jon K. Huss
VJFO: Denver, CO

4558/4569-DR-CA
FCO: Willie G. Nunn
JFO: Rancho Cordova, CA
RIX IMAT-2 (Mather, CA)

Southwest Border Ops
N-IMAT Red (Dallas, TX)
N-IMAT White (Wash., DC)
RIX IMAT-1 (San Diego, CA)

COVID-19 Support
N-IMAT Blue (New York, NY)
RI IMAT (Boston, MA)
RII IMAT (St. Croix, VI)
RIII IMAT (Philadelphia, PA)
RIV IMAT-2 (Atlanta, GA)
RV IMAT (Chicago, IL)
RVI IMAT-2 (Dallas, TX)
RVIII IMAT (Denver, CO)
RX IMAT (Bothell, WA)

4587-DR-OK
FCO: Adam D. Burpee
4575-DR-OK
FCO: Traci L. Brasher
VJFO: Denton, TX

4586-DR-TX
3540/3530-EM-TX
FCO: Jerry S. Thomas
VJFO: Austin, TX

3527/3543/3556-EM-LA
4559/4570/4577/4590-DR-LA
FCO: John E. Long
VJFO: Baton Rouge, LA

4538/4576-DR-MS
FCO: Brett H. Howard
JFO: Biloxi, MS

3532/3537-EM-PR
4473-DR-PR
FCO: Jose Baquero
JFO: Ponce, PR (2)

N-IMATs	
1 Team Available	
Red	TX
White	NCR
Blue	NY
Gold	VARIOUS
Silver	
R-IMATs	
≤ 3 Teams Available	
I	RRCC
II	USVI
III	RRCC
IV-1	
IV-2	RRCC
V	RRCC
VI-1	Reconstituting
VI-2	TX
VII	1
VIII	RRCC
IX-1	CA
IX-2	CA
X	RRCC
FMC	PMC
NMC	Deployed

Team Status	US&R >66%	MERS > 66%	FCOs ≤1 Type I	IM WORKFORCE	IM CADRE AVAILABILITY SUMMARY <i>Cadres with 25% or Less Availability</i>
Assigned:	28	36	52	13,705	CVR 2% (2/92); DFTO 22% (26/121); DI 6% (4/63); EA 18% (82/458); EHP 15% (109/712); FL 15% (25/165); HM 18% (215/1,229); HR 14% (29/206); IA 22% (530/2,444); IT 18% (109/613); LOG 16% (234/1,429); NDRS 20% (52/257); OPS 11% (37/350); PA 15% (426/2,809); PLAN 11% (50/460); SAF 16% (10/62); SEC 12% (14/119)
Unavailable:	1	0	0	2,855 (-45)	
Deployed:	0	0	51	8,062 (-22)	
Available:	27	36	1	20% / 2,788 (+67)	



FEMA

Helping people before, during, and after disasters.

[Click here to subscribe to this briefing.](#)