

The Disaster Center is dedicated to the idea that disaster mitigation is cost effective and individuals pursuing their own interest are the greatest potential force for disaster reduction.

Please consider making a small donation to the Disaster Center



When disaster mitigation is cost effective, we are on the road to bringing disasters to an end.



FEMA

Daily Operations Briefing

Tuesday, April 7, 2020

8:30 a.m. ET

National Current Operations & Monitoring



FEMA

Significant Incidents or Threats:

- COVID-19
- Slight risk of severe weather – Great Lakes, Ohio Valley, Central Appalachians, and Mid-Atlantic

Declaration Activity:

- Requests: Major Disaster Declaration – VT, AK

COVID-19 Update



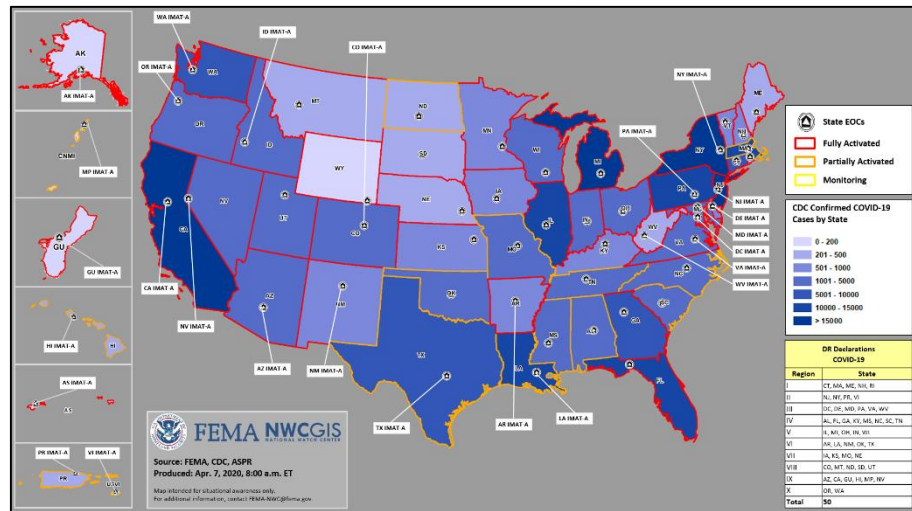
- Situation:** FEMA and HHS continue to work requirements to allocate and deliver key resources
- Working with industry partners on producing, allocating and distributing PPE and ventilators, including expediting critical supplies from overseas to various US locations
 - Coordinating with USACE on the build-out of alternate care sites (ACS), with significant expansion capacity
 - Regional Administrators are in contact with governors, tribal leaders, state emergency managers, and state public health officials to execute a whole of government response to fight the COVID-19 pandemic

State / Local Response: *(COVID-19 SLB, 5:00 pm ET Apr 6)*

- All State / Territory EOCs activated
- All 50 states, DC, 5 territories and **23 (+2)** tribal nations working on nationwide Emergency Declarations
- 40 states, D.C., 4 territories and **at least 24 tribes** issued shelter-in-place orders
- National Guard Bureau
 - Title 32 Status approved: 24
 - Title 32 Status requested: 23

FEMA / Federal Response: *(COVID-19 SLB, 5:00 p.m. ET Apr 6)*

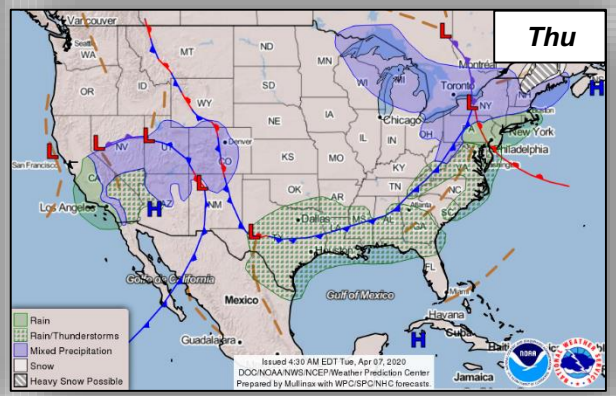
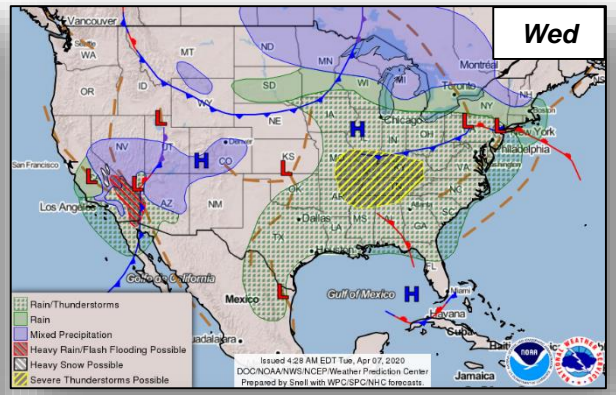
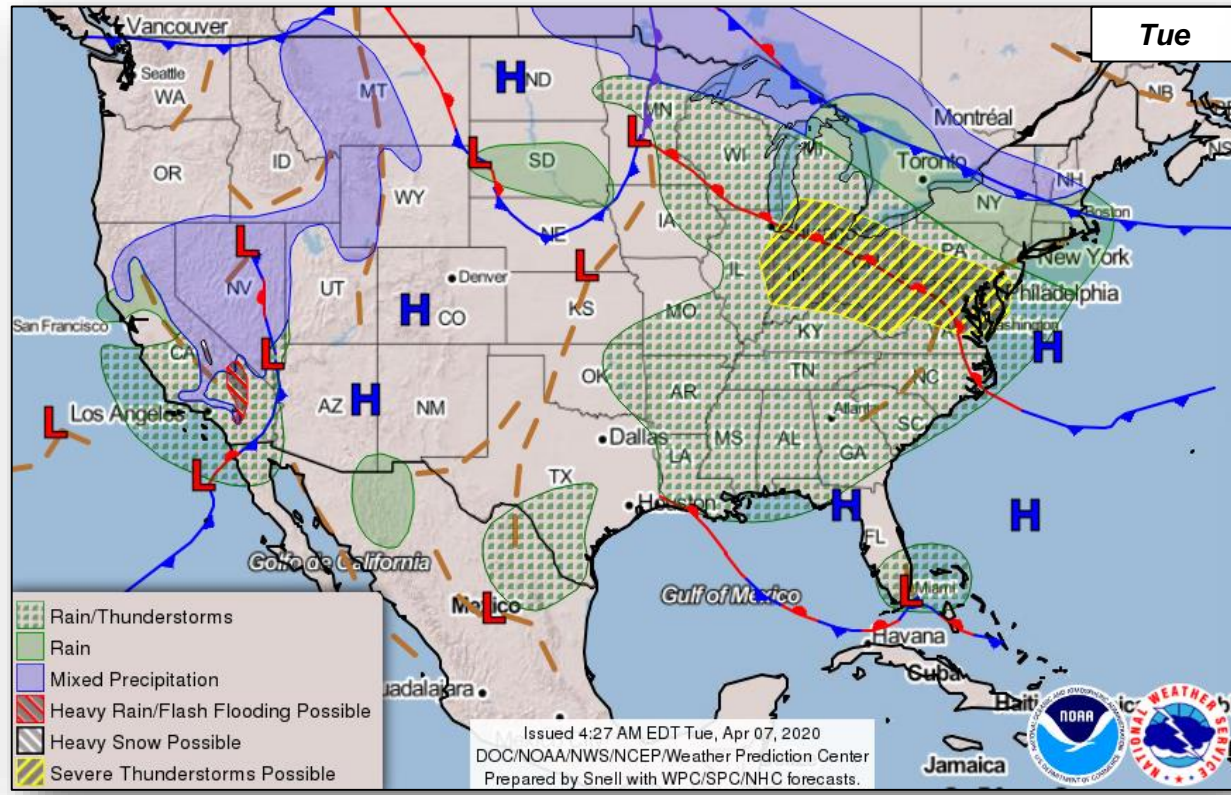
- NRCC: Level I in unified effort with HHS SOC; all RRCs activated
- IMAT-A teams deployed to 26 states; 37 LNOs deployed to state, territories, and tribes
- USNS Comfort **15/920 beds filled**; **14/80 (+13)** ICU beds filled; **38 (+32)** patients seen
- USNS Mercy **9/920 beds filled**; **2/80** ICU beds filled; **22 (+3)** patients seen
- U.S. Coast Guard facilitated the arrival of 2 cruise ships in Florida; processing 1,200 passengers expected to take 2-3 days
- 50 Major Disaster Declarations approved and **3 (+2)** Major Disaster Declarations in process
- Eight task forces, jointly led by HHS and FEMA, continue work on assigned focus areas



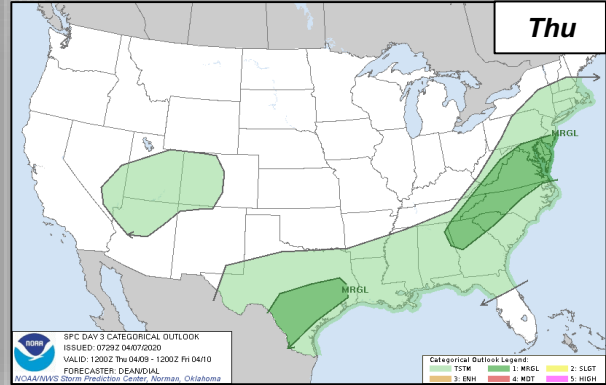
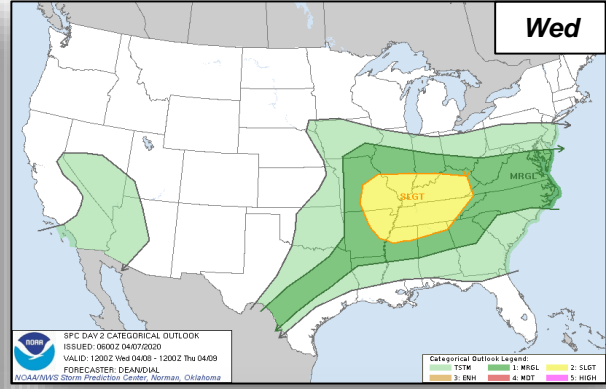
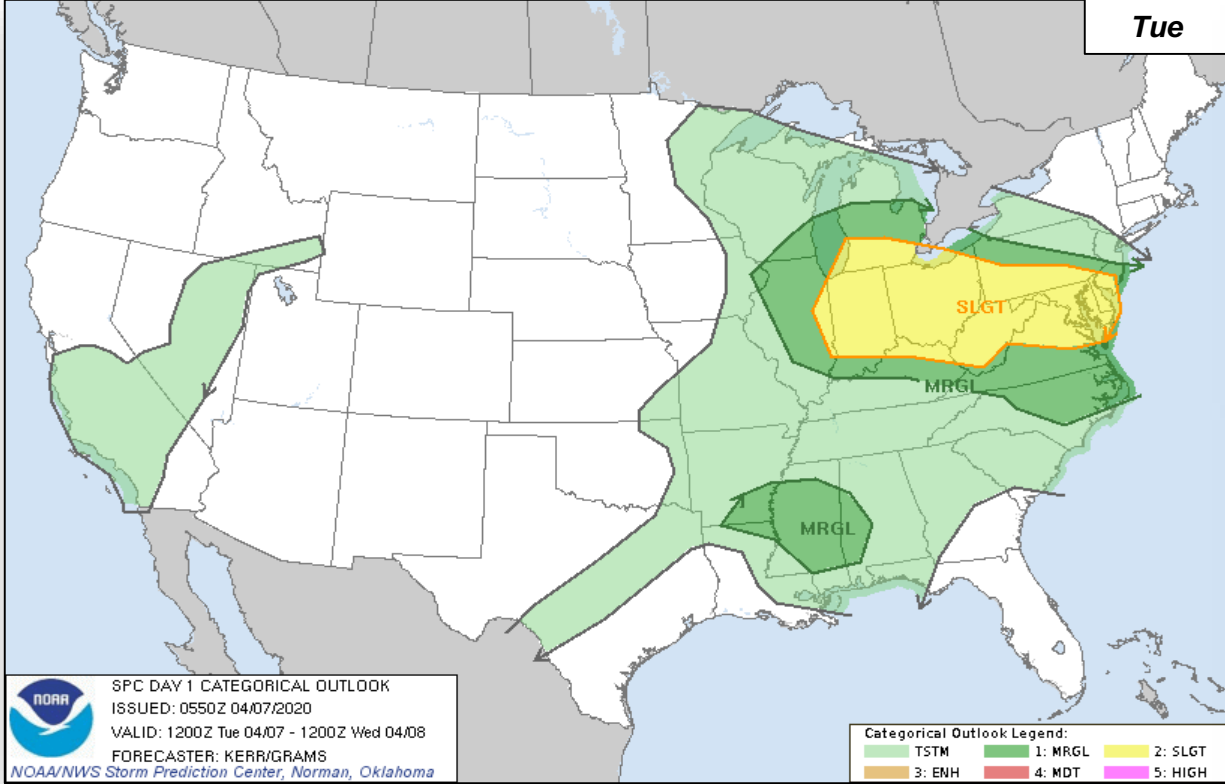
COVID-19 Cases	Confirmed	Deaths
United States	368,435 (+31,216)	10,993 (+1,312)
Worldwide	1,210,956 (+77,200)	67,594 (+4,810)

(COVID-19 Response update, as of 3:00 a.m. ET, Apr 7)

National Weather Forecast



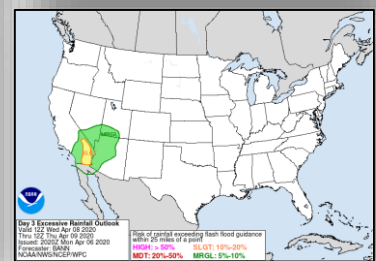
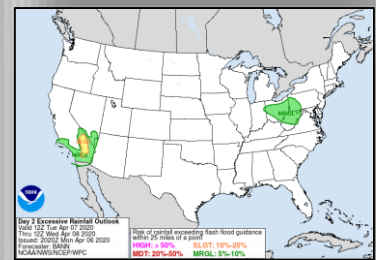
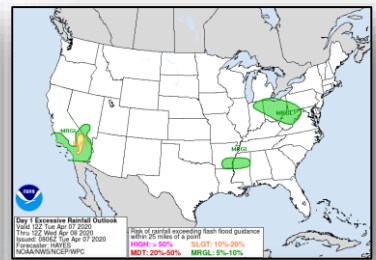
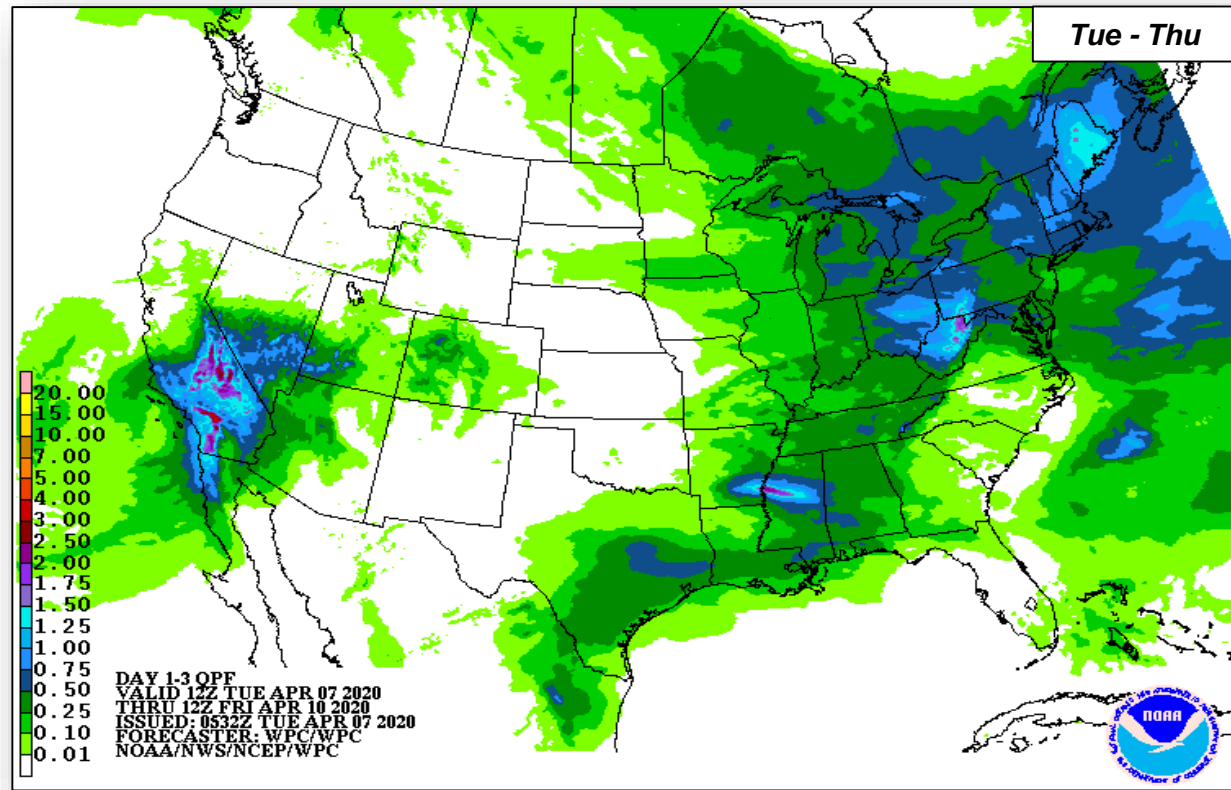
Severe Weather Outlook



Precipitation & Excessive Rainfall



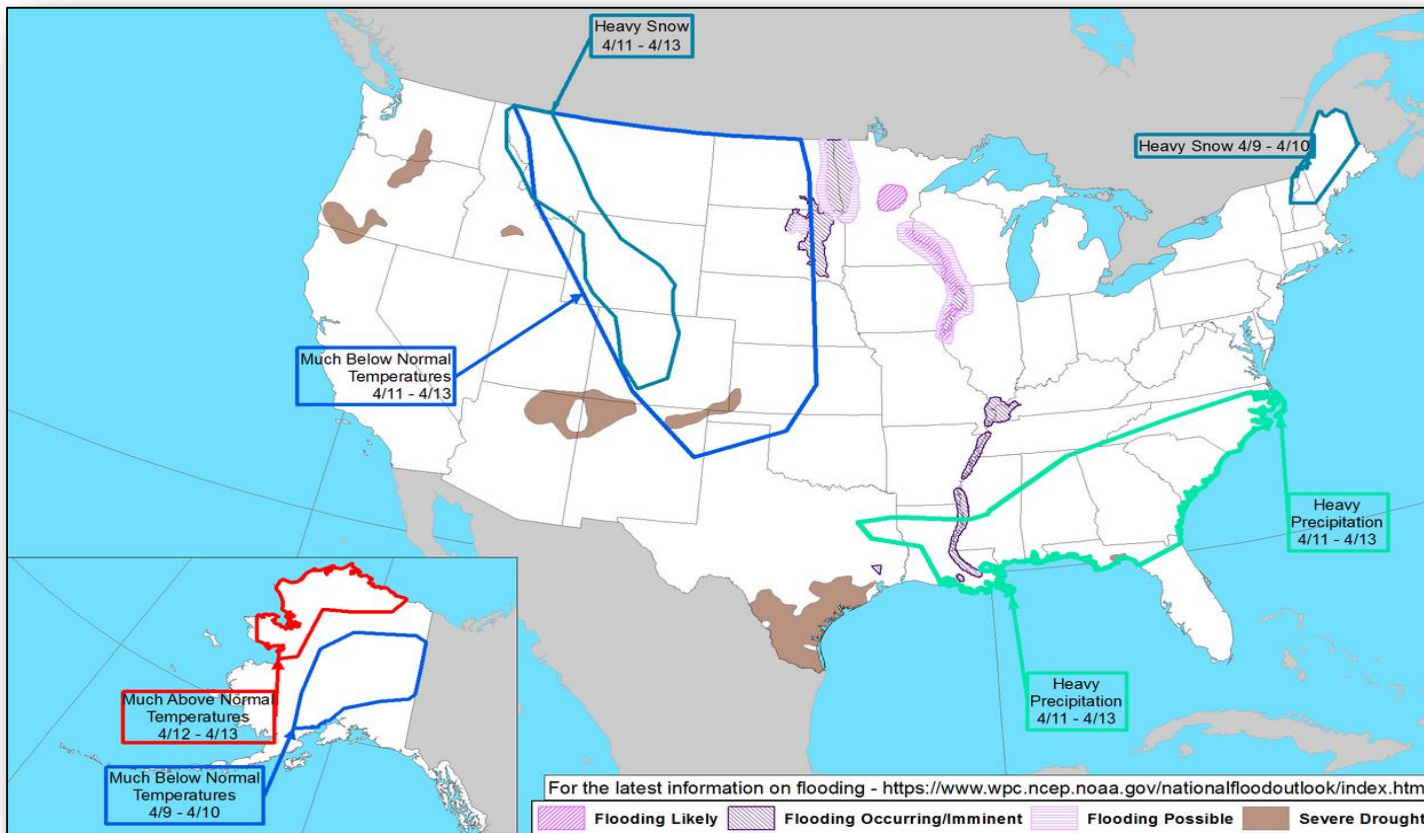
FEMA



Hazards Outlook – Apr 9-13



FEMA



Declaration Request



FEMA

Declaration: Major Disaster – Vermont
Requested: Apr 6

Incident: COVID-19 Pandemic

Incident Period: Jan 20 and continuing

Includes:

- **IA:** requesting all Individual Assistance programs statewide
- **PA:** Emergency protective measures (Category B), including direct Federal assistance, statewide
- **Hazard Mitigation:** Statewide



■ IA & PA

Declaration Request



Declaration: Major Disaster – Alaska
Requested: Apr 6

Incident: COVID-19 Pandemic

Incident Period: Jan 20 and continuing

Includes:

- **IA:** Individual and Household, Crisis Counseling, Disaster Care, Disaster Legal Services, and Disaster Unemployment Assistance programs statewide
- **PA:** Emergency protective measures (Category B), including direct Federal assistance, statewide
- **Hazard Mitigation:** Statewide



■ IA & PA

COVID-19 Declaration Requests in Process – 3



State / Tribe / Territory – Incident Description	Type	IA	PA	HM	Requested
MN – COVID-19 Pandemic	DR	X	X	X	Apr 4
VT – COVID-19 Pandemic	DR	X	X	X	Apr 6
AK – COVID-19 Pandemic	DR	X	X	X	Apr 6

Declaration Requests in Process – 4

State / Tribe / Territory – Incident Description	Type	IA	PA	HM	Requested
AR – Severe Storms, Straight-line Winds, and Tornadoes (Appeal)	DR		X	X	Feb 20
MS – Severe Storms, Flooding, Landslides, and Mudslides	DR		X	X	Mar 17
KY – Severe Storms, Flooding, Landslides, and Mudslides	DR	X	X	X	Mar 26
WA – Severe Winter Storms, Straight-line Winds, Flooding, Landslides, and Mudslides	DR	X	X	X	Mar 25

FEMA Common Operating Picture



FEMA

FEMA HQ	
NWC	NRCC
Monitoring	Level I

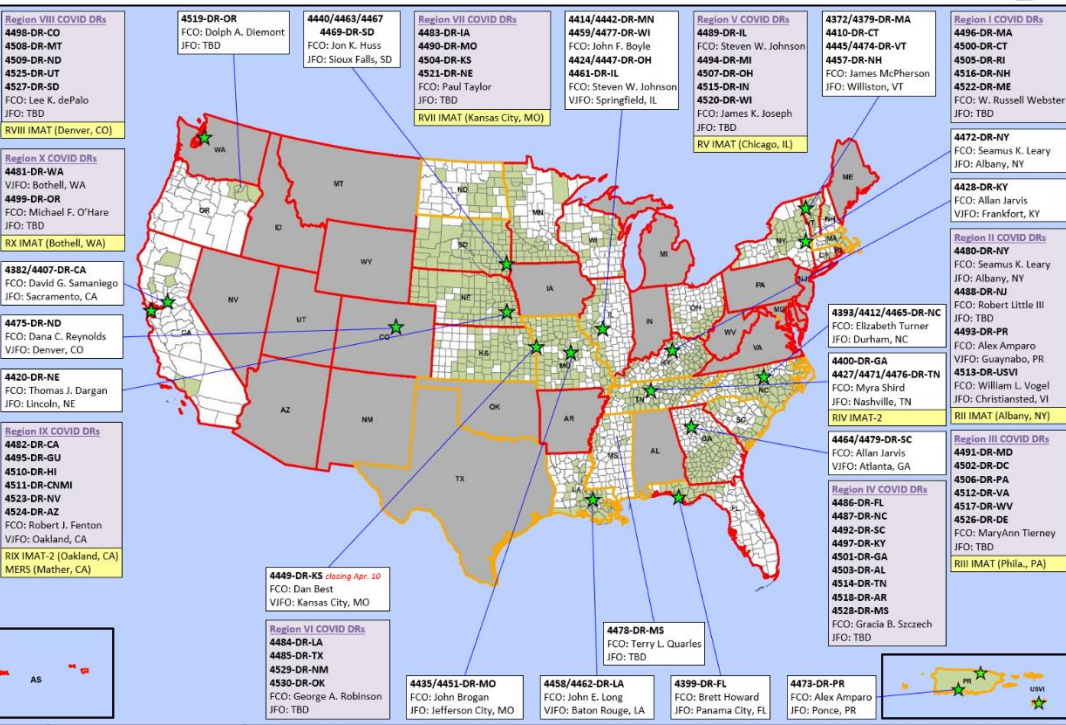
FEMA REGIONS		
WATCH	RRCC	
Monitoring	I	Level I
Monitoring	II	Level II
Monitoring	III	Level II
Monitoring	IV	Level II
Monitoring	V	Level II
Monitoring	VI	Level II
Alt Location	VII	Level II
Monitoring	VIII	Level II
Monitoring	IX	Level I
Monitoring	X	Level II

Notes:

COVID-19 NRCC w/ESFs (Days)	GA: Flooding MS: Flooding PR: Earthquake TN: Tornadoes
All RRCCs (Days)	All EOCs activated for COVID-19

Major Disasters (DR): 91
Emergency Disasters (EM): 77
JFOs: 11 / VJFOs: 9
Staging Area
Distribution Center (DC)
Declared County (non-COVID-19 Declarations)
Fully Activated
Partially Activated
Monitoring

As of 8:00 a.m. ET April 7, 2020
Created by FEMA NWC



N-IMATs	
2 Teams	
Red	
Blue	
Gold	IMAT-A Support

R-IMATs	
4 - 6 Teams	
I	
II	NY
III	RRCC
IV-1	
IV-2	TN
V	RRCC
VI-1	
VI-2	
VII	RRCC
VIII	RRCC
IX-1	
IX-2	RRCC
X	RRCC

FMC	PMC
NMC	Deployed

Team:	US&R	MERS	FCOs	FDRCS	IM WORKFORCE
Status	33 - 65%	>66%	≤1 Type I	=2	
Assigned:	28	36	47	11	13,441 ▲
Unavailable	15	0	1	0	3,163 ▲
Deployed:	0	1	40	9	5,444 ▲
Available:	13	35	6	2	4,834 / 36% ▼

IM CADRE AVAILABILITY SUMMARY	
Cadres with 25% or Less Availability	
ADR 12% (5/43); EHP 17% (106/617); FL 12% (19/159); FM 24% (63/262); HM 22% (264/1,213); OPS 17% (49/281); PA 25% (767/3,044); PLAN 22% (94/422); SAF 17% (9/54)	

Public Assistance Grant Program

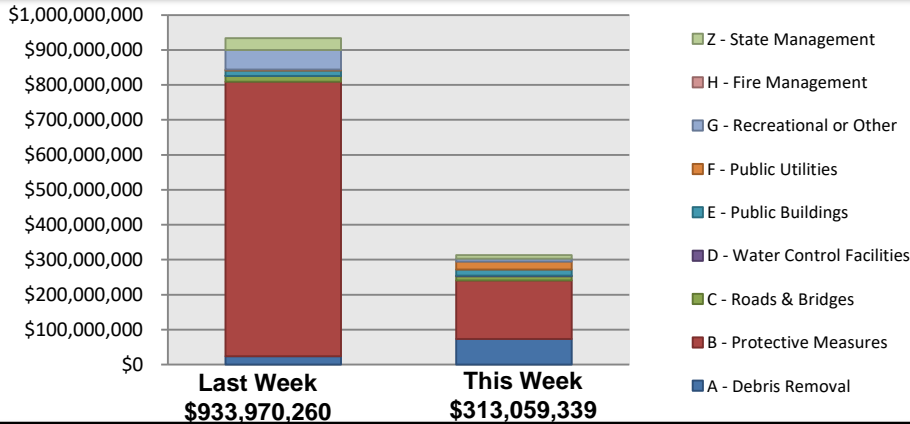


FEMA

PA Project Worksheets Obligated										
in past week, as of 4/6/20 at 1500 EDT										
PA Category	Emergency Work		Permanent Work					H - Fire Management	Z - State Management	Total
	A - Debris Removal	B - Protective Measures	C - Roads & Bridges	D - Water Control Facilities	E - Public Buildings	F - Public Utilities	G - Recreational or Other			
Number Of PWs Obligated	47	112	194	14	65	40	54	0	87	613
Federal Share Obligated	\$73,603,406	\$166,856,248	\$12,189,365	\$2,028,326	\$17,546,625	\$22,897,267	\$8,410,657	\$0	\$9,527,445	\$313,059,339

Public Assistance Obligated per Category

3/23/2020 through 4/6/2020



This weeks PA Highlights

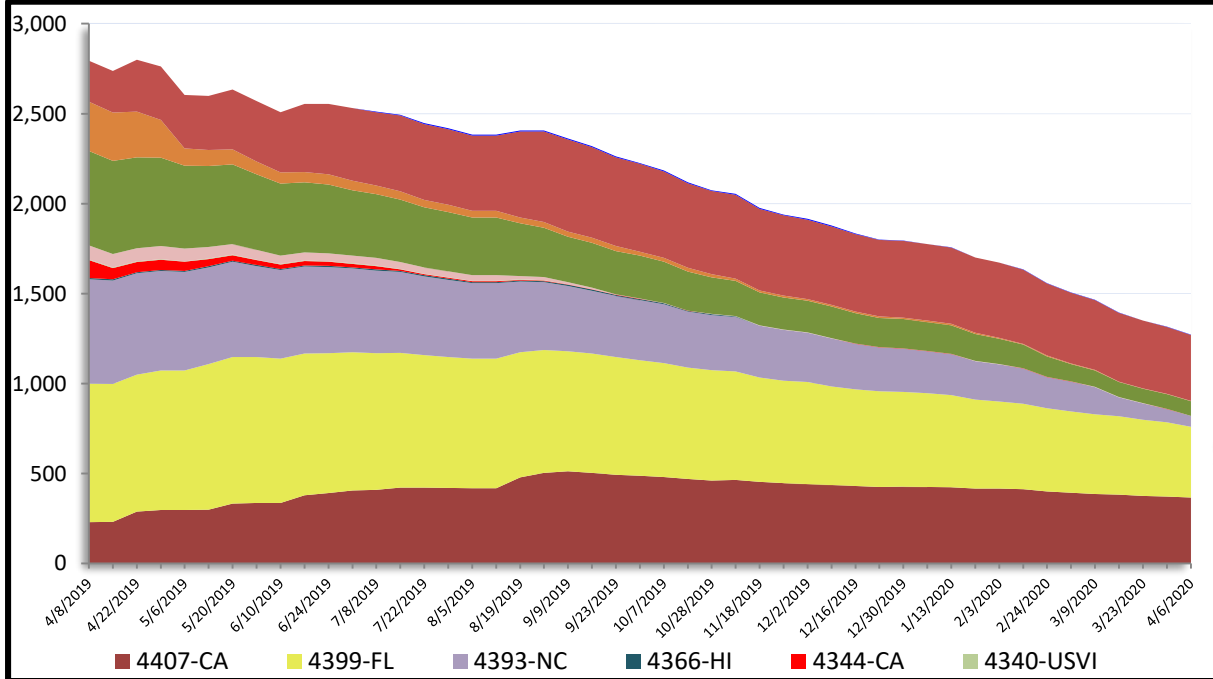
- In 4482 - CA
 - \$59 Million obligated for Category B – Protective Measures
- In 4353 - CA
 - \$52 Million obligated for Category A – Debris Removal
- In 4483 - IA
 - \$44 Million obligated for Category B – Protective Measures

Direct Housing

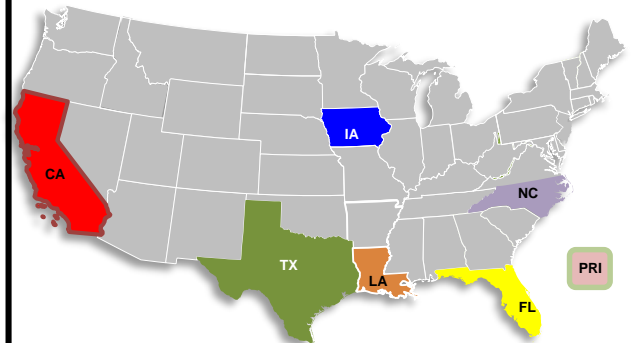


Total Households in FEMA Direct Housing per State

Past Year per Week, 4/8/2019 – 4/6/2020, There are currently **905** Households Occupying **905** Temporary Units



DR	IA Declaration Date	Program End Date	Current # of Households in Direct Housing (Weekly Change)
4421-IA	3/23/2019	9/23/2020	1 (0)
4407-CA	11/12/2018	5/12/2020	367 (-5)
4399-FL	10/11/2018	4/11/2020	393 (-20)
4393-NC	9/14/2018	3/14/2020	61 (-12)
4344-CA	10/10/2017	7/10/2019	0 (-1)
4339-PR	9/20/2017	9/20/2019	0 (-1)
4332-TX	8/25/2017	8/25/2019	81 (0)
4277-LA	8/14/2016	4/30/2019	2 (0)



States with Currently Occupied Units

Individual Assistance Activity



FEMA

Individuals and Households Program Activity As Of: 4/6/20						
			In Past 7 Days		Cumulative	
			Applicants Approved	Amount Approved	Applicants Approved	Amount Approved
4473-PR Declared 01-16-2020 End Of Reg Period 04-15-2020						
Open Registration Period	Housing Assistance		204	\$737,142.98	9,205	\$28,308,751.00
	Other Needs Assistance		6	\$9,385.34	3,510	\$1,619,653.96
	Total IHP			\$746,528.32		\$29,928,404.96
	Average IHP					\$2,754
	Total Max Grants				HA 139	ONA 0
4476-TN Declared 03-05-2020 End Of Reg Period 05-04-2020						
Open Registration Period	Housing Assistance		10	\$7,531.69	401	\$975,690.93
	Other Needs Assistance		6	\$26,499.60	144	\$372,012.80
	Total IHP			\$34,031.29		\$1,347,703.73
	Average IHP					\$3,084
Total Max Grants				HA 3	ONA 0	
Other IHP Active	14 Declarations IHP Programmatically Open - Closed Registration *					
	Housing Assistance		54	\$176,838.83		
	Other Needs Assistance		9	\$17,897.75		
	Total IHP			\$194,736.58		
	Total IHP Approved in Past Week			\$975,296.19		





FEMA

FEMA's mission is helping people before, during, and after disasters.

Click [here](#) to subscribe to this briefing.