

FEMA National Watch Center

# Daily Operations Briefing

Sunday, April 11, 2021

8:30 a.m. ET



**FEMA**

# National Current Ops / Monitoring

---

## New Significant Incidents / Ongoing Ops:

- COVID-19
- Severe Weather – Southern Plains to Southeast

## Hazard Monitoring:

- Severe Thunderstorms possible – Florida Peninsula
- Elevated Fire Weather conditions – Southwest to Southern Plains and Central Great Basin; Central Plains

## Disaster Declaration Activity:

- None

## Event Monitoring:

- No significant scheduled activities



**FEMA**

# Severe Weather – Southern Plains to Southeast

**Current Situation:** On April 9, there were preliminary reports of 3 tornadoes (1 in Palmetto, LA), 144 wind, and 272 hail reports from the Southern Plains to the Ohio Valley, Southeast and Mid-Atlantic. On April 10, there were preliminary reports of 2 tornadoes (1 in Panama City Beach, FL), 61 wind, and 1 hail report from the Southeast to the Mid-Atlantic.

## Lifeline Impacts:

### Safety & Security:

- Region IV: Majority of the damage is downed trees and power lines; some structural damage; damage assessments are on going
- Region VI: Palmetto, LA - 15 homes and multiple vehicles damaged or destroyed

### Health & Medical:

- Region VI: LA – 2 fatalities, 7 injuries
- Region IV: No fatalities, 1 injury (AL)

### Energy: (DOE Eagle-I as of 9:00 a.m. ET)

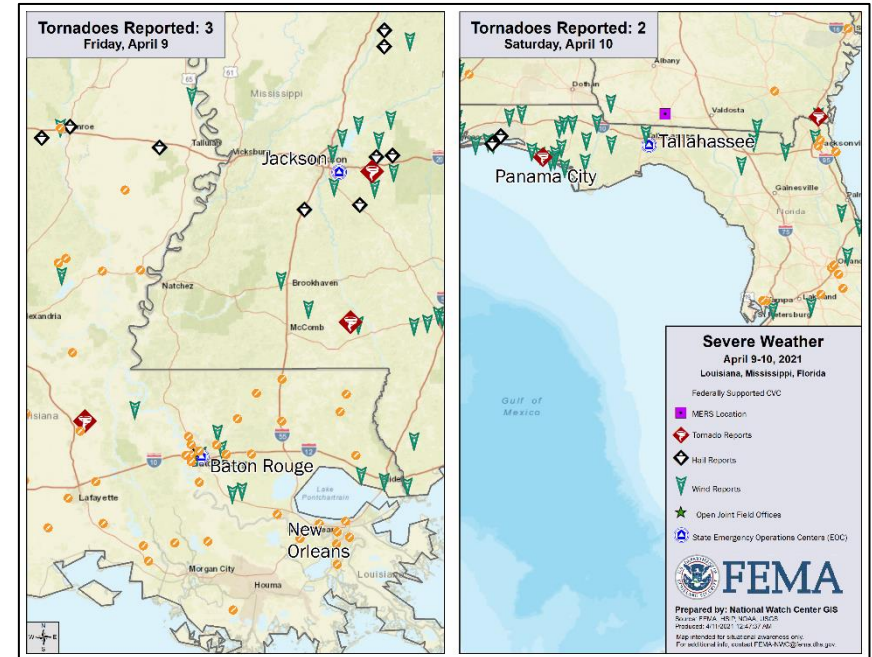
- Minimal power outages (less than 1%) across Regions III, IV& VI

### Transportation:

- Multiple state and local routes impacted by flooding and debris

## State / Local Response:

- FL EOC at Full Activation (COVID-19)
- AL, MS, TN EOCs at Partial Activation (COVID-19)
- LA EOC at Monitoring (COVID-19, TC Delta, Zeta; winter weather, severe weather)



## FEMA Response:

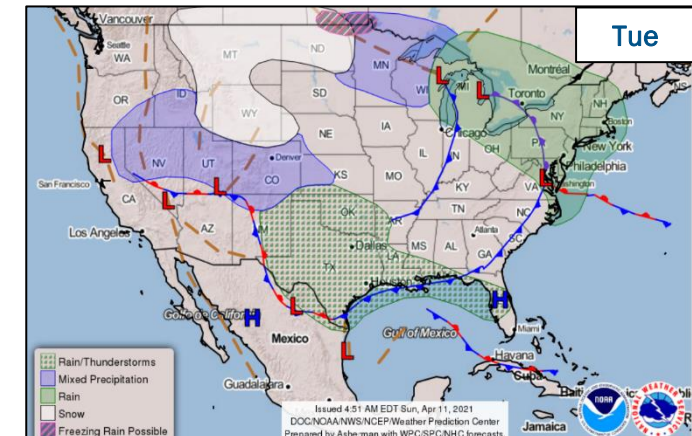
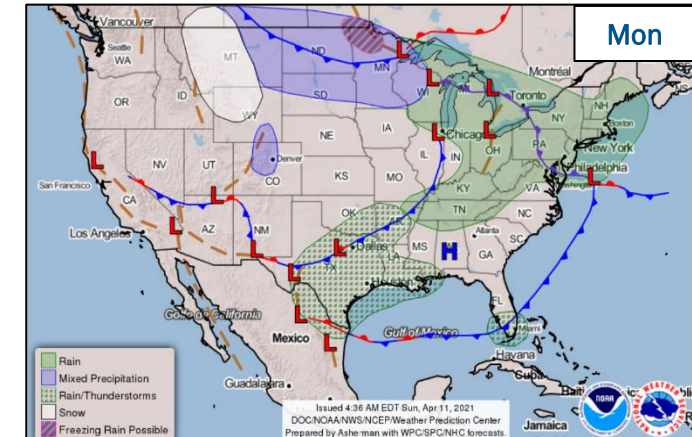
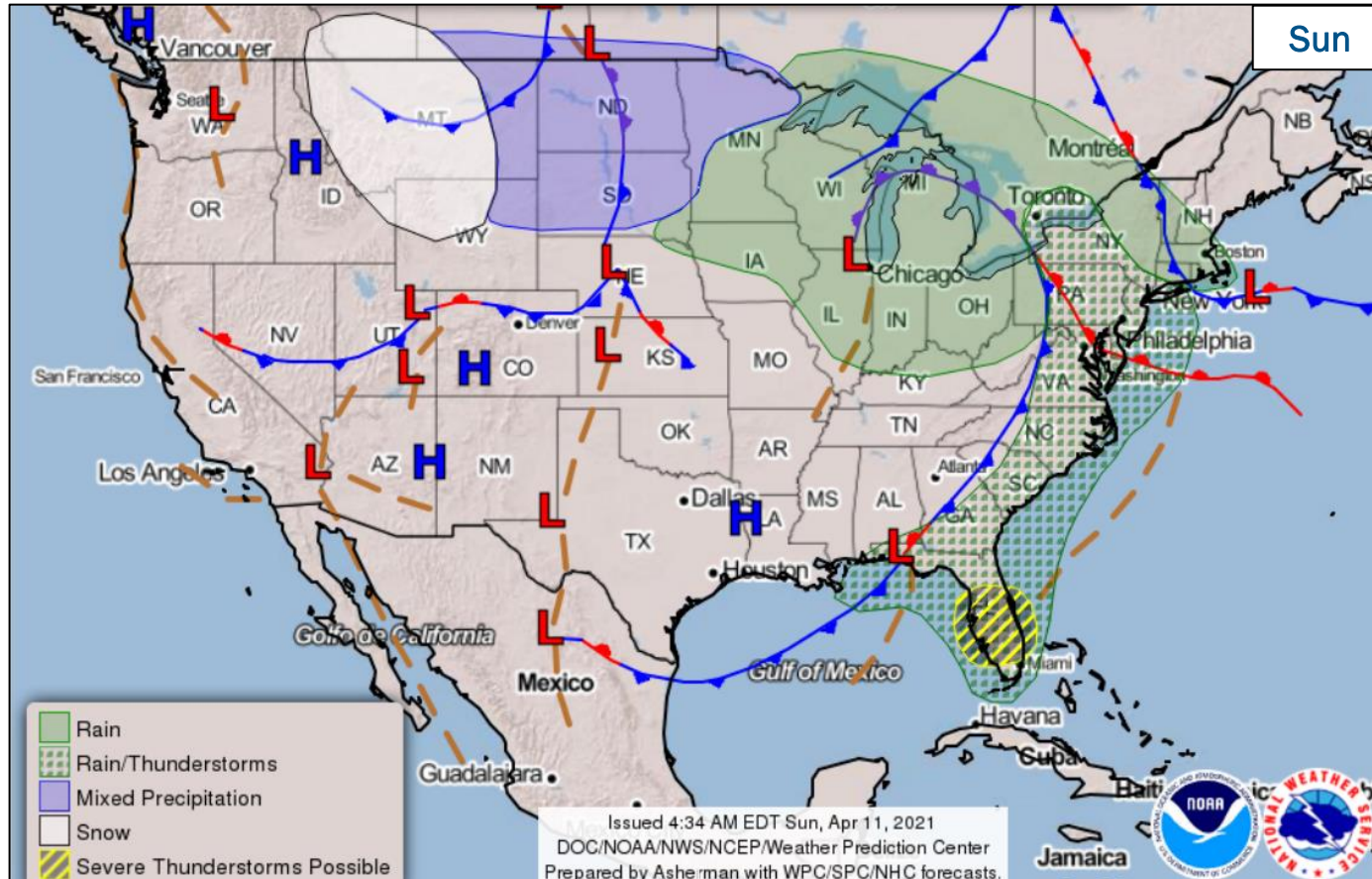
- Region IV RWC is monitoring; RRCC at Level III (COVID-19); IMAT-1 is Available
- Region VI/Denton MOC is monitoring; RRCC at Level III (COVID-19)
- NWC is monitoring; NRCC at Level I (COVID-19)
- No requests for FEMA assistance



FEMA

National Watch Center

# National Weather Forecast

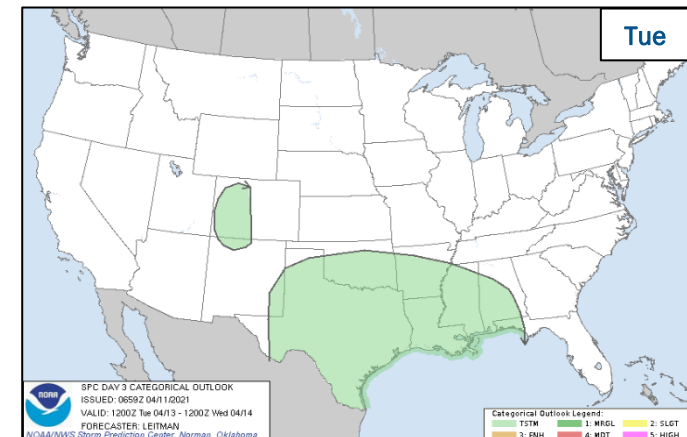
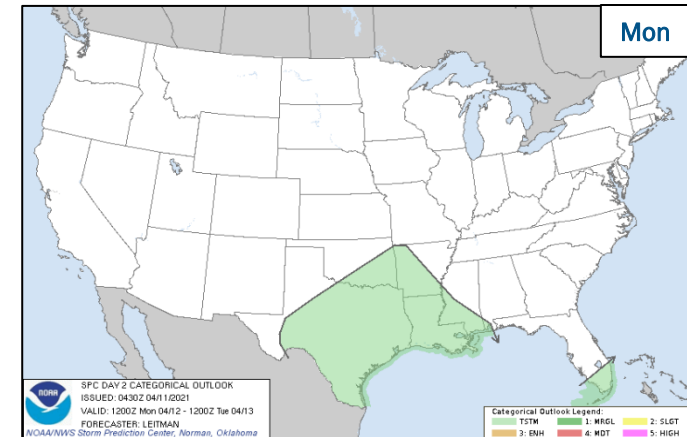
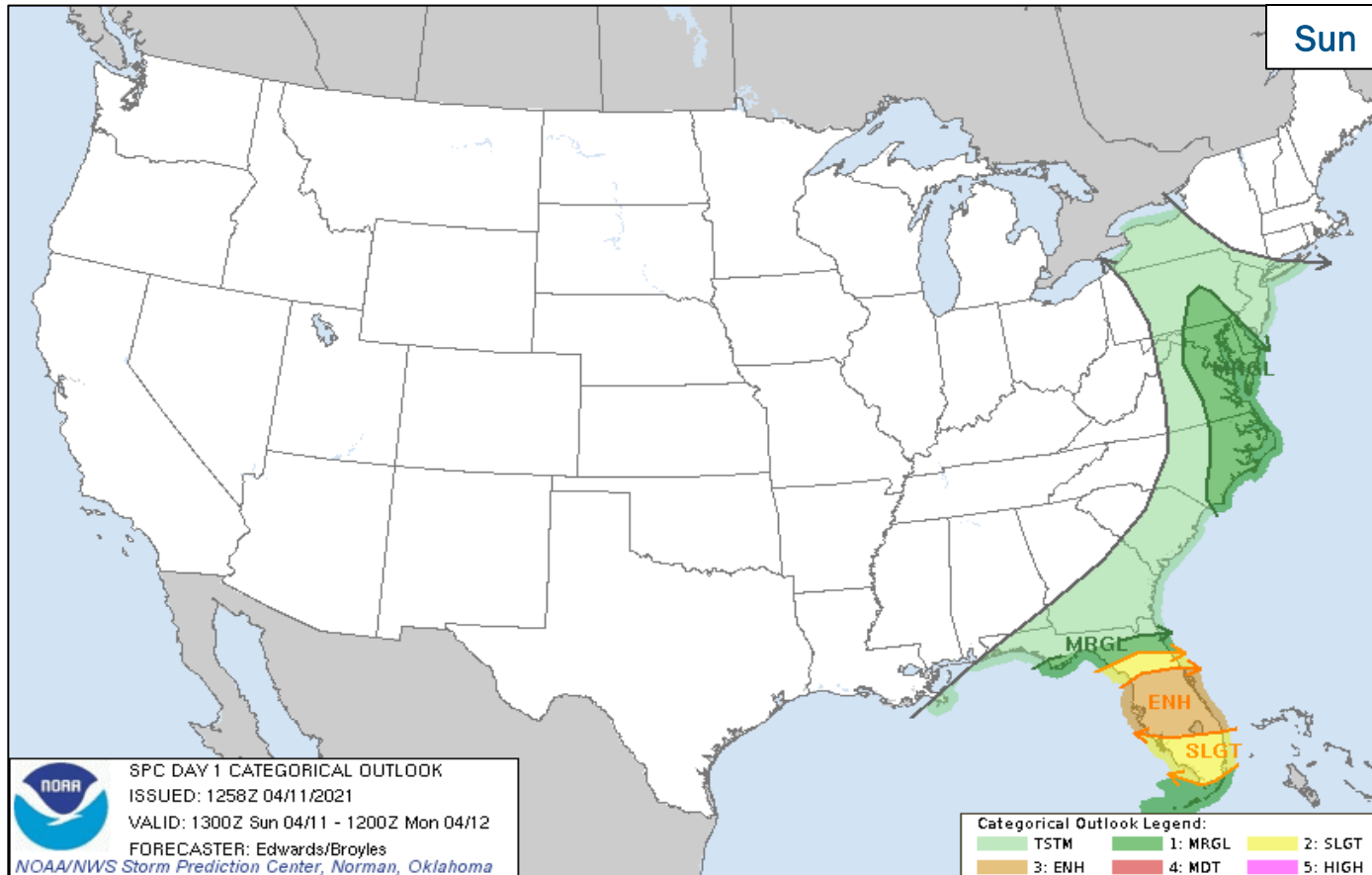


FEMA

National Watch Center



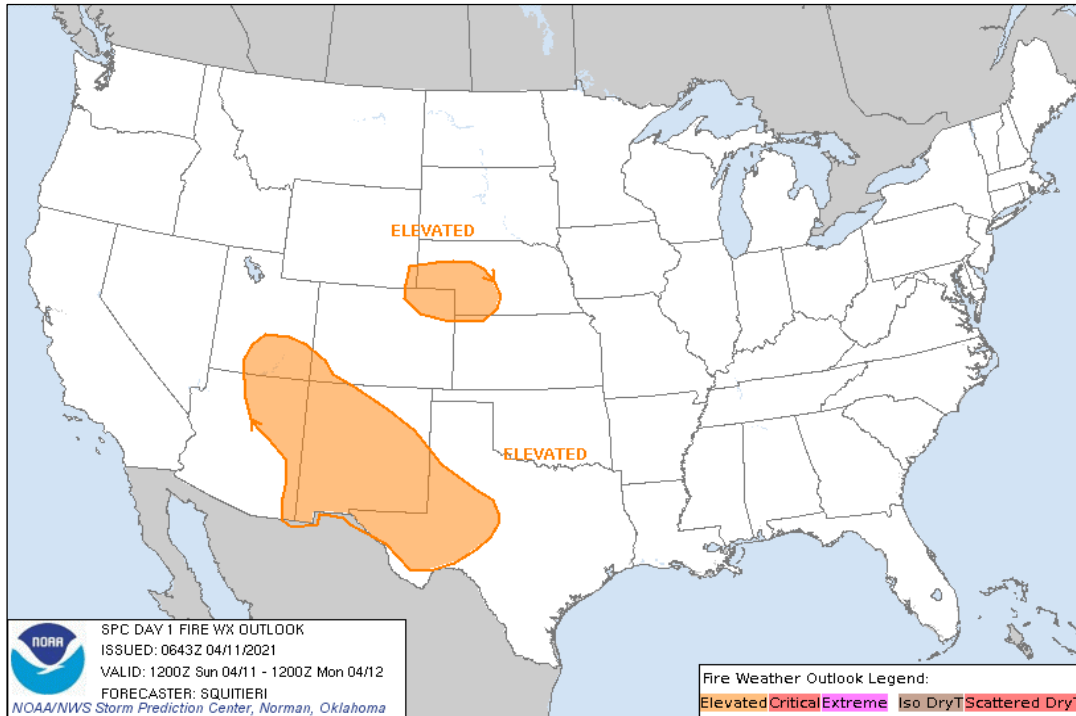
# Severe Weather Outlook



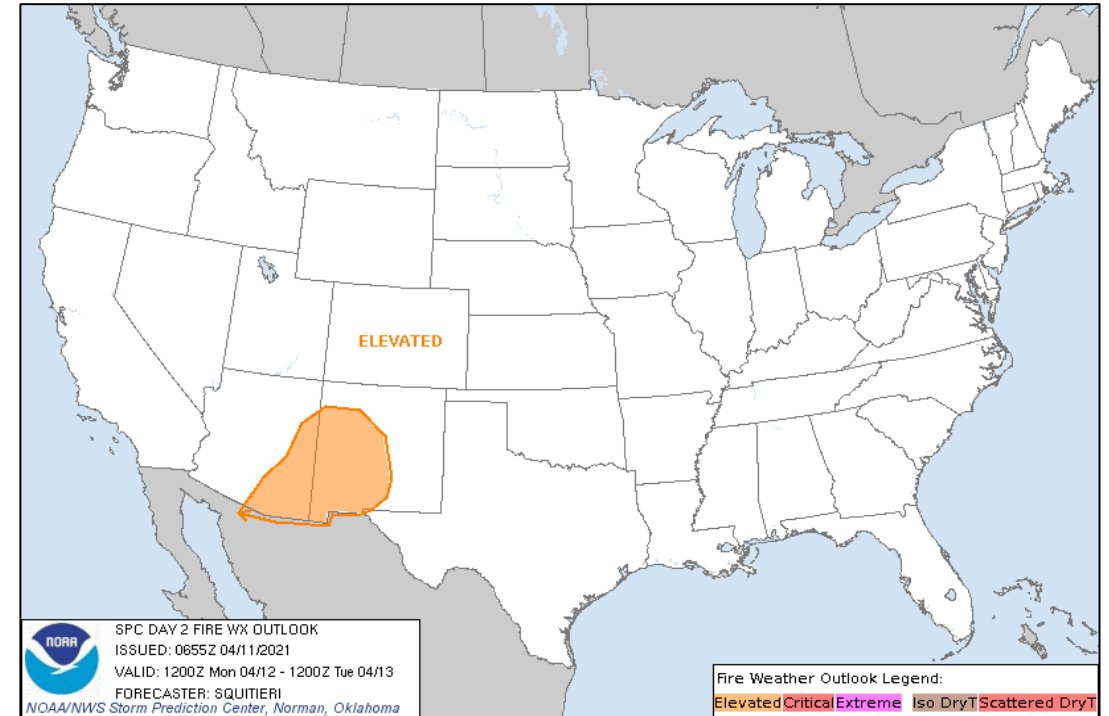
FEMA

National Watch Center

# Fire Weather Outlook



Today



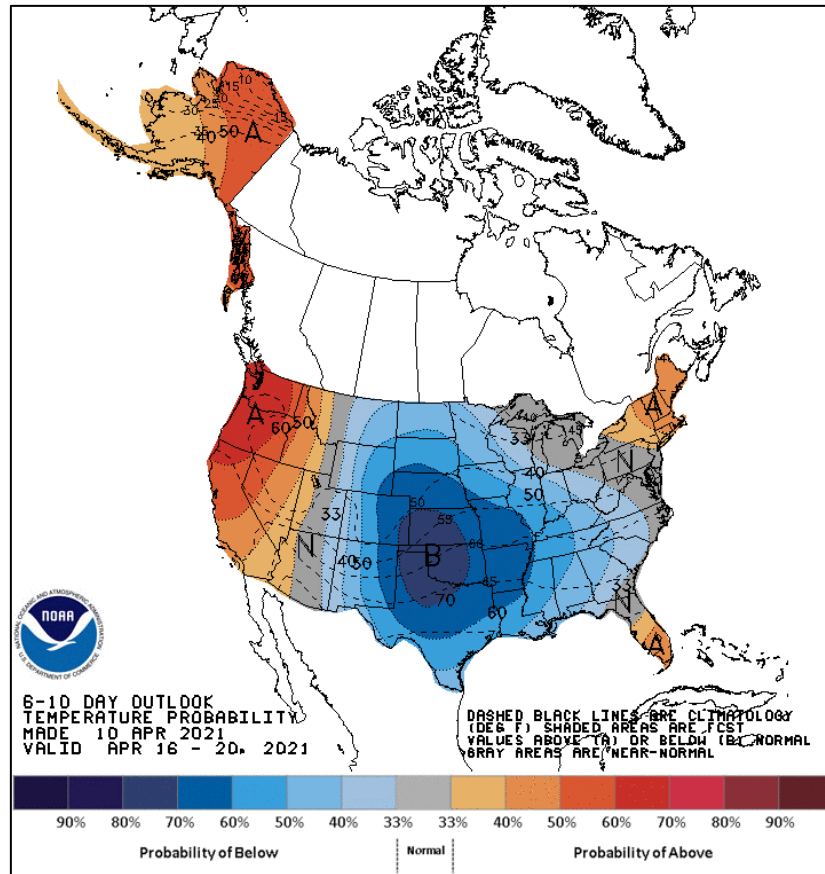
Tomorrow



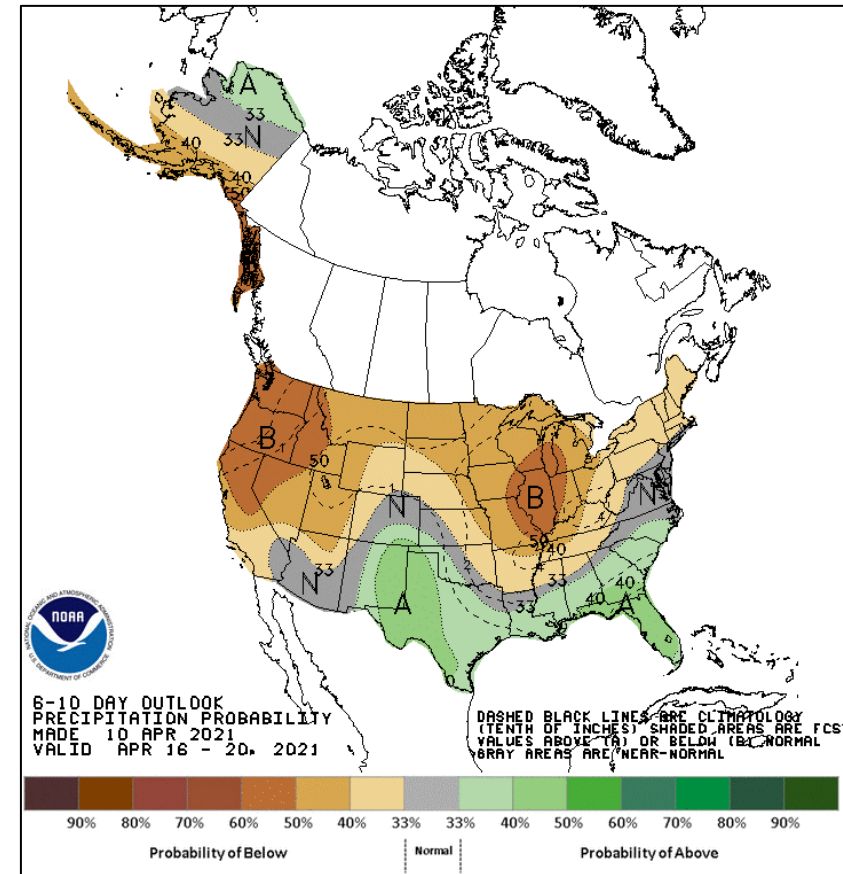
FEMA

National Watch Center

# Long Range Outlooks – Apr 16-20



6-10 Day Temperature Probability



6-10 Day Precipitation Probability



FEMA

National Watch Center

# Joint Preliminary Damage Assessments

Region	State / Location	Event	IA	Number of Counties		Start – End
			PA	Requested	Complete	
III	VA	Severe Winter Storms Feb 8-20	IA	N/A	N/A	N/A
			PA	41	31	3/22 – TBD
	WV	Flooding Event Feb 27 – Mar 4	IA	4	0	4/14 – TBD
			PA	6	0	4/12 – TBD
IV	MS	Severe Winter Weather Feb 11-19	IA	N/A	N/A	N/A
			PA	33 & 1 Tribe	28 & 1 Tribe	3/9 – TBD
	KY	Severe Flooding Feb 26 and continuing	IA	9	9	3/6 – 3/19
			PA	47	25	3/22 – TBD
	GA	Severe Storms and Tornadoes Mar 25-26	IA	1	1	4/6 – 4/8
			PA	9	8 (+7)	4/6 – TBD
	AL	Severe Storms and Tornadoes Mar 25-26	IA	8	8 (+6)	4/9 – 4/10
			PA	N/A	N/A	N/A
	TN	Severe Storms, Tornadoes, Wind, Flash Flooding, and River Flooding Mar 27-28	IA	N/A	N/A	N/A
			PA	16	0	4/12 – TBD
IX	HI	Severe Weather, Flooding, and Landslides Mar 8-15	IA	2	2	3/22 – 3/23
			PA	3	0	TBD



FEMA

National Watch Center



# Wildfire Summary

Fire Name (County, ST)	FMAG #	Acres Burned	Percent Contained	Evacuations	Structures (Homes / Other)			Fatalities / Injuries
					Threatened	Damaged	Destroyed	
Margo (Dudleyville, AZ) FINAL	5385-FM-AZ	1,148 (-52)	61% (+11)	M: Lifted	H: 100	H: 0	H: 12	0 / 0
				V: 0	O: 60	O: 0	O: 5	

(Evacuations: M = Mandatory / V = Voluntary; Structures: H = Homes and Mixed Commercial/Residential / O = Non-residential Commercial/Other Minor Structures)



FEMA

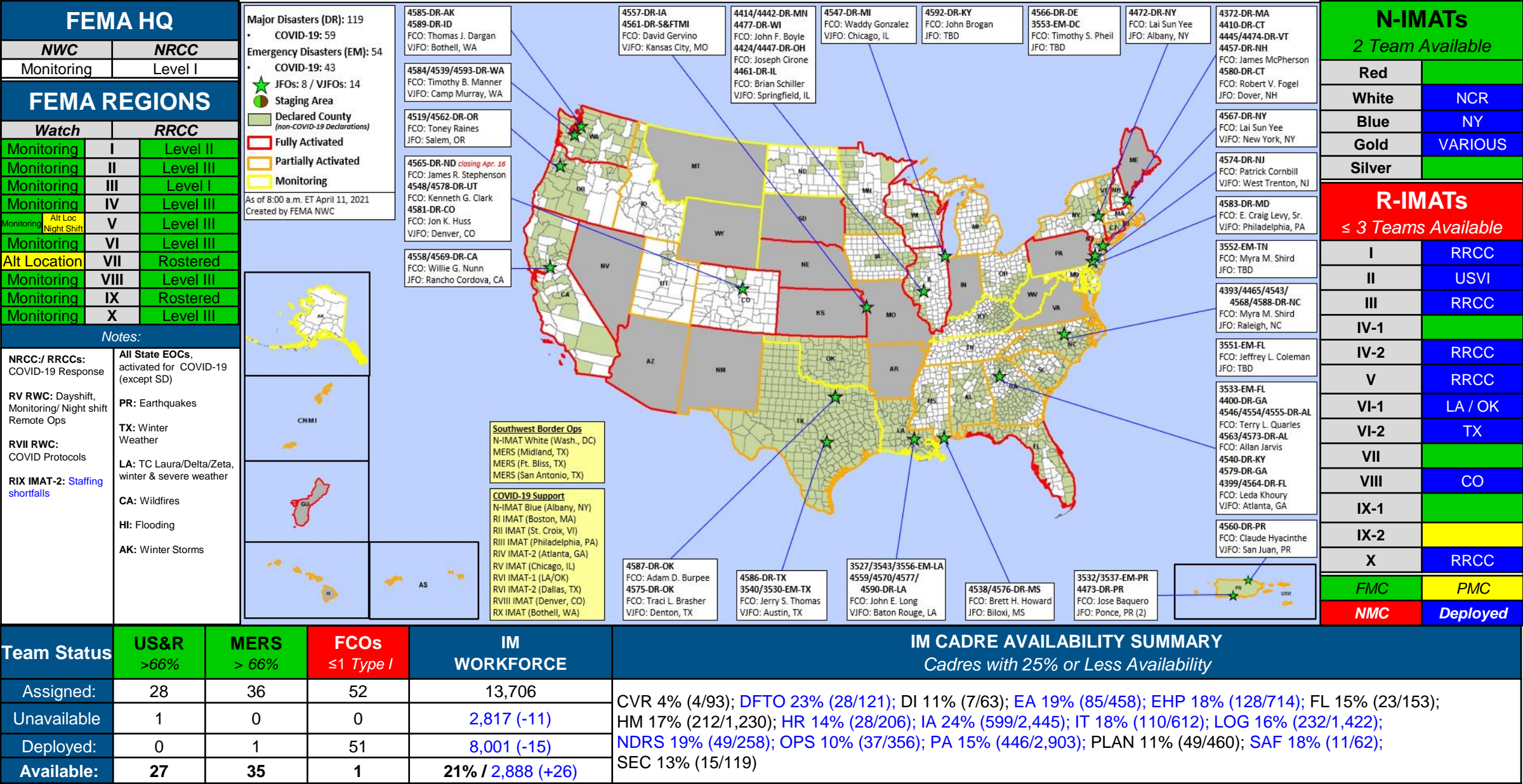
# Declaration Requests in Process – 4

State / Tribe / Territory – Incident Description	Type	IA	PA	HM	Requested
NJ – Severe Winter Storm and Snowstorm	DR		X	X	3/29
TN – Severe Winter Storm	DR		X	X	4/1
KY – Severe Storms, Flooding, Landslides, and Mudslides	DR	X	X	X	4/6
OR – Severe Winter Storm	DR		X	X	4/7



**FEMA**

# FEMA Common Operating Picture





# FEMA

Helping people before, during, and after disasters.

[Click here to subscribe to this briefing.](#)