

FEMA National Watch Center

Daily Operations Briefing

Monday, April 12, 2021

8:30 a.m. ET



FEMA

National Current Ops / Monitoring

New Significant Incidents / Ongoing Ops:

- COVID-19

Hazard Monitoring:

- Severe Thunderstorms possible – Central Texas
- Elevated Fire Weather conditions – Southwest and Central Plains

Disaster Declaration Activity:

- Request: Major Disaster Declaration – OR
- One Amendment issued

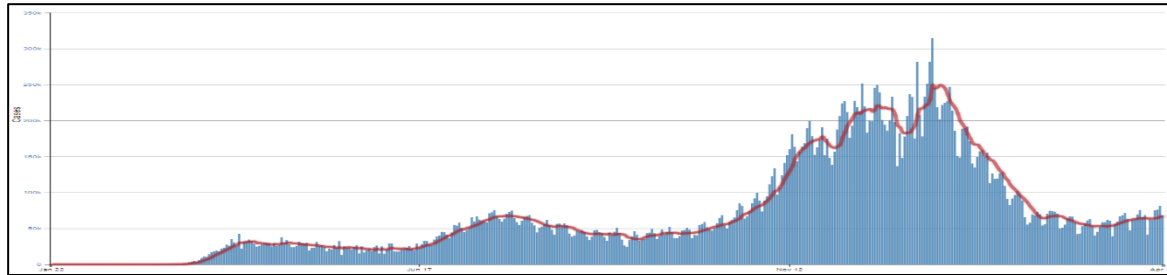
Event Monitoring:

- No significant scheduled activities

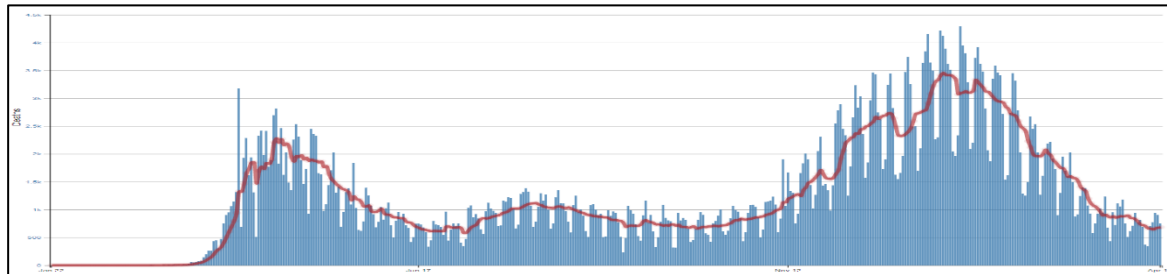


FEMA

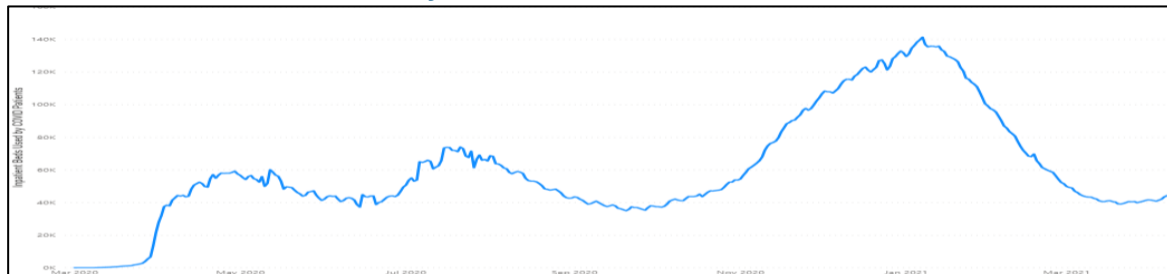
COVID-19 Weekly Update *(CDC data, as of April 11)*



Daily Trends of COVID-19 Cases



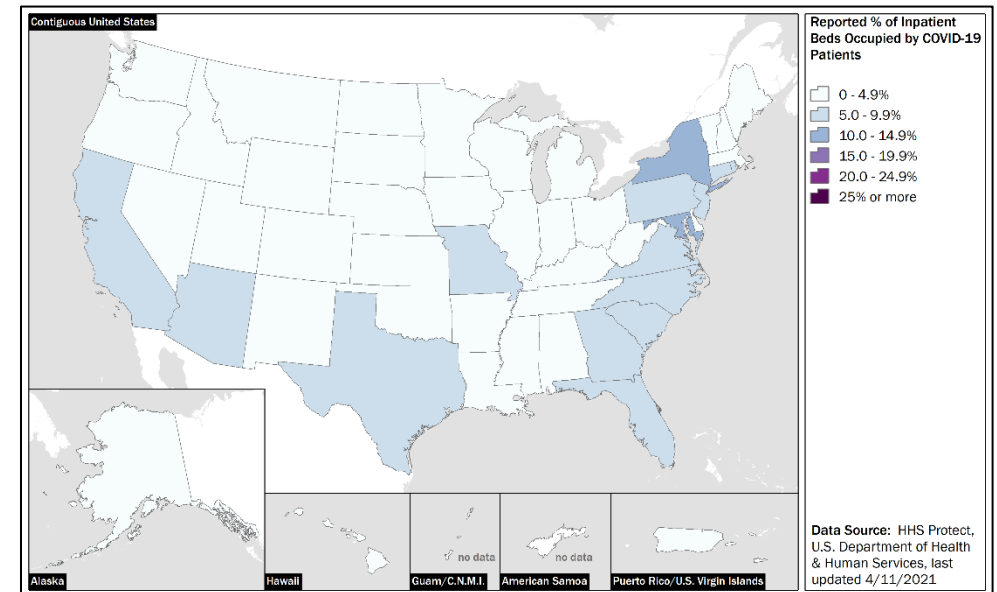
Daily Trends of COVID-19 Deaths



National Inpatient Beds Used – COVID-19 Patients

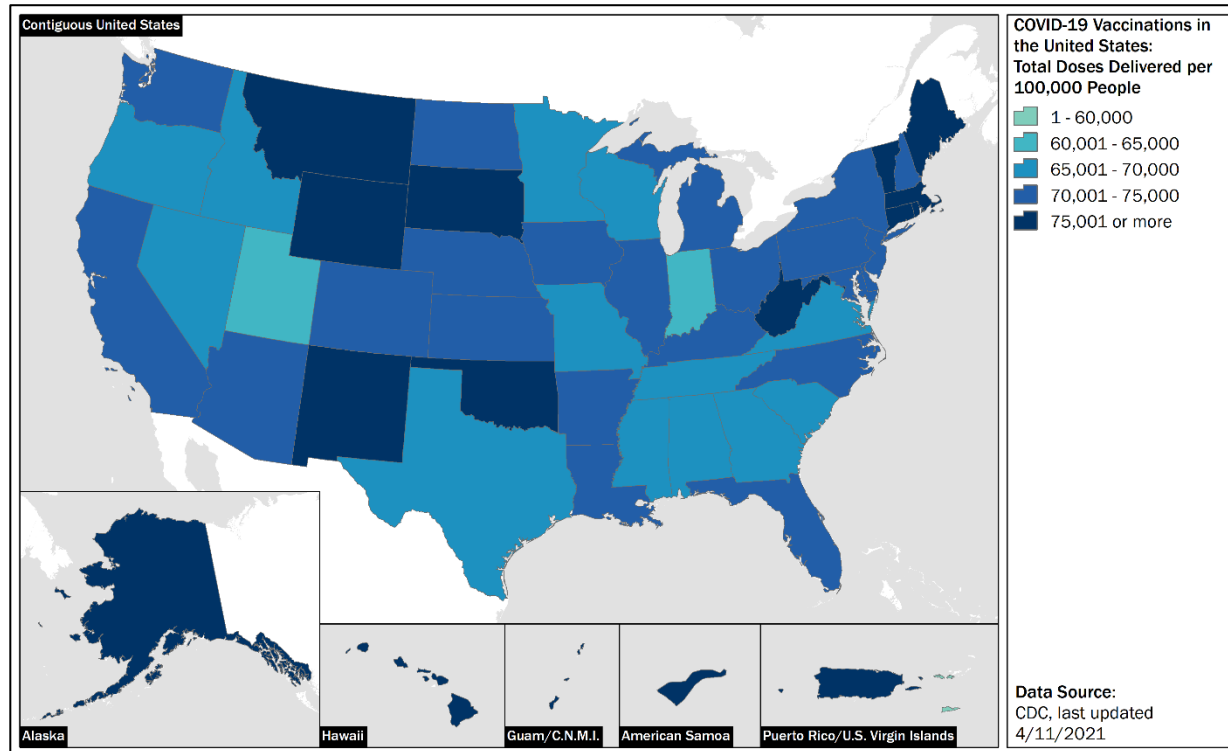
Key Updates:

- U.S. COVID-19 totals:
 - Confirmed Cases: **30,965,577 (+473,243)**
 - Confirmed Deaths: **558,843 (+5,162)**
- Major Disaster Declarations: 59 Emergency Declarations: 43
- Public Assistance obligated for COVID-19 Response: **\$21 (+.3) billion**
- FEMA NRCC activated to Level I in support of COVID-19 operations



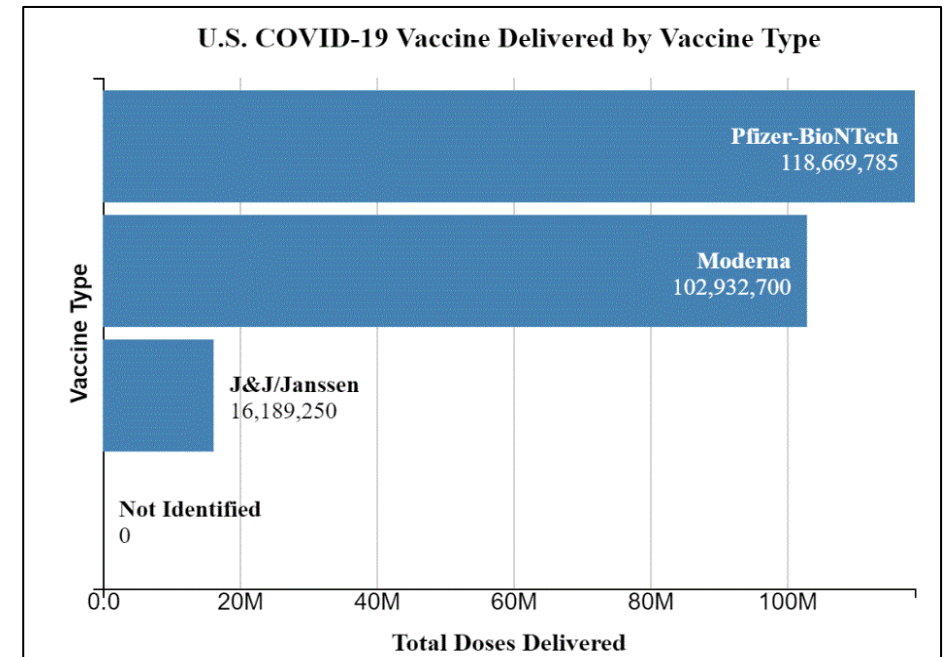
FEMA

COVID-19 Vaccine Weekly Update *(CDC data, as of April 11)*



Key Updates:

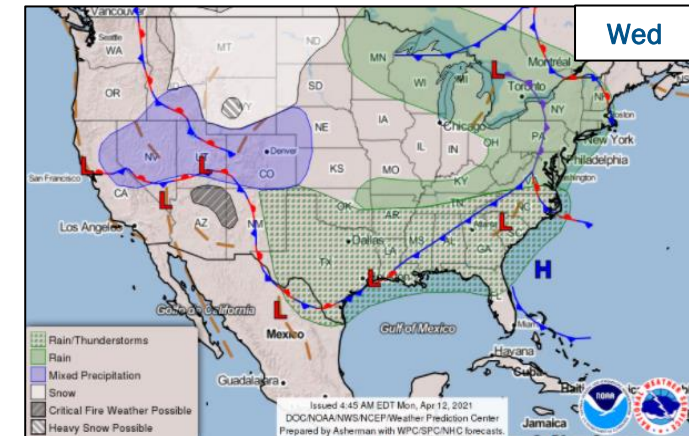
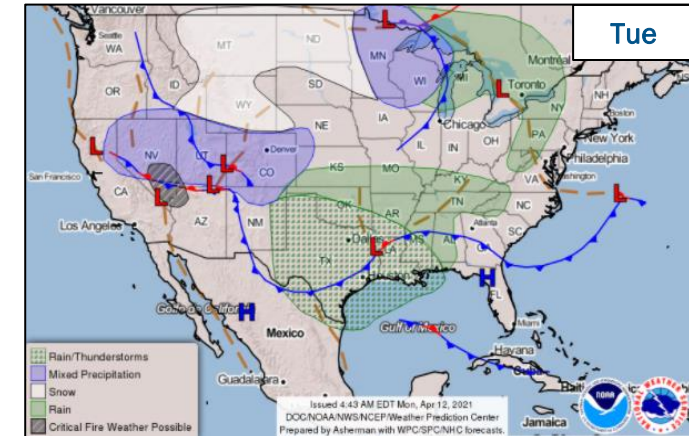
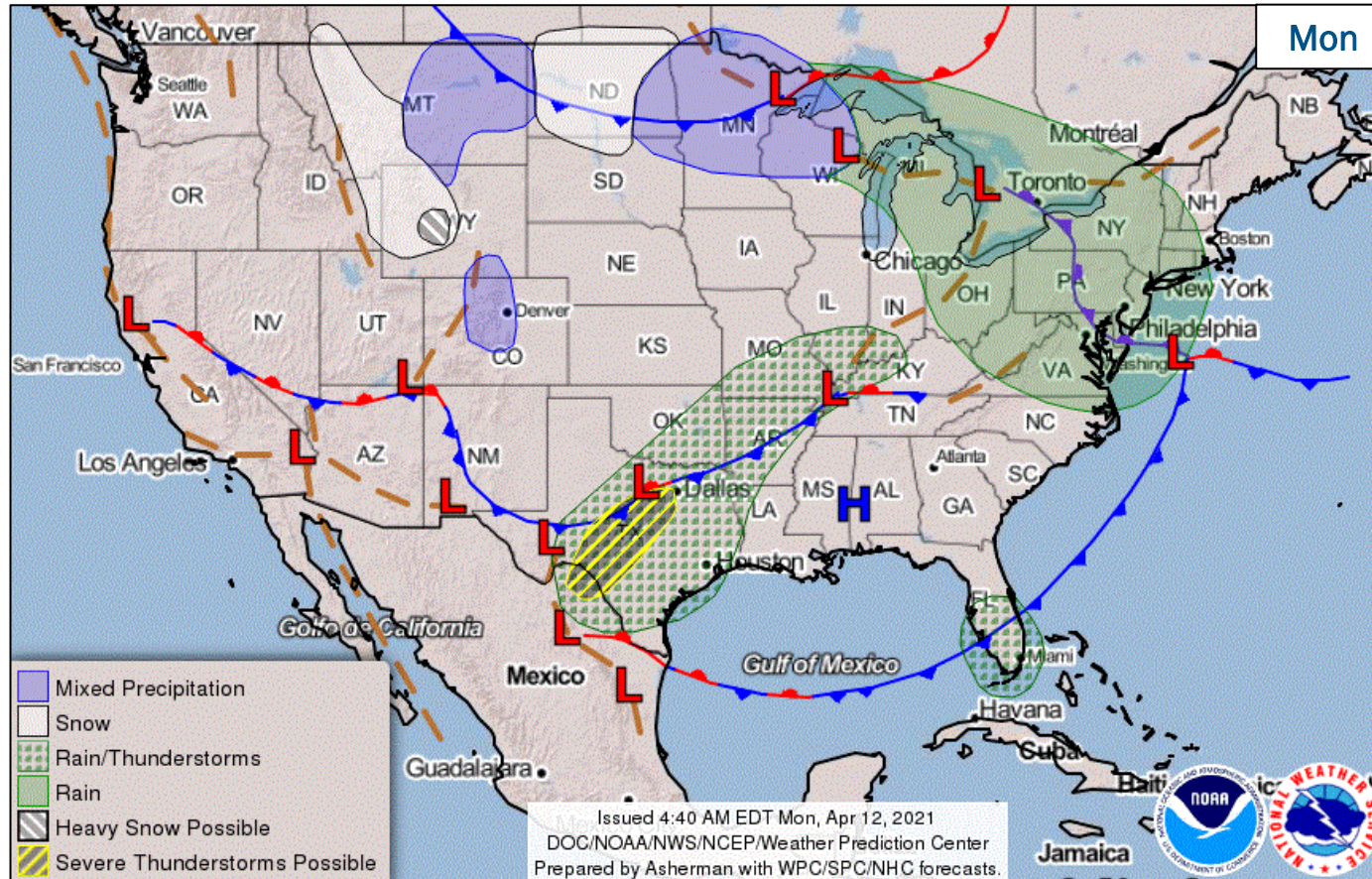
- Total Doses:
 - Delivered : 237,796,105 (+29,904,810)
 - Administered: 187,047,131 (+21,993,385)
 - People Receiving 1 Dose: 119,242,902 (+13,027,978)
 - People Fully Vaccinated: 72,630,892 (+11,214,356)
 - Doses Administered in Long-Term Care Facilities: 7,766,002 (+23,876)
- Federally-Supported Sites (CVCs): 1,206 (+173)



FEMA

National Watch Center

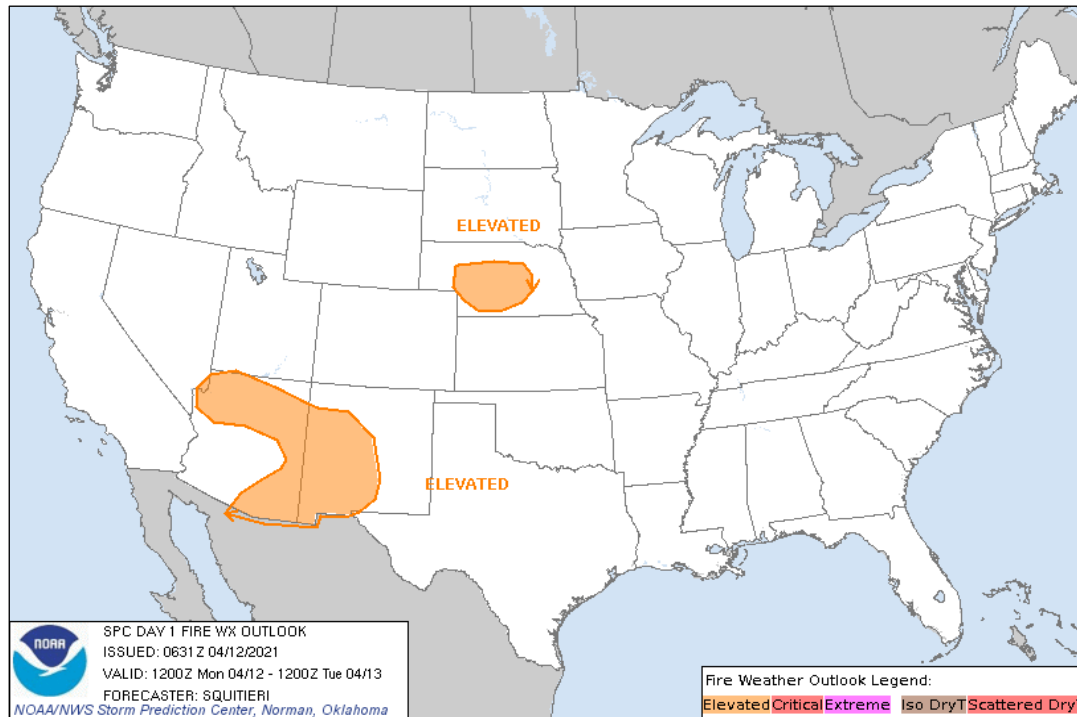
National Weather Forecast



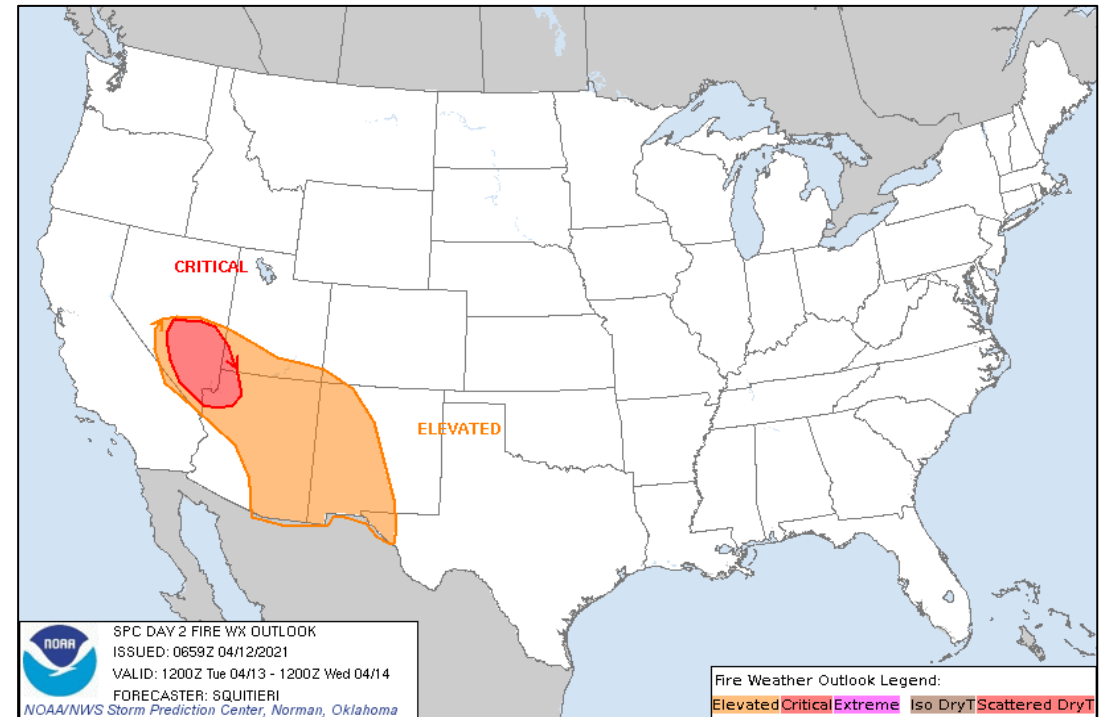
FEMA

National Watch Center

Fire Weather Outlook



Today



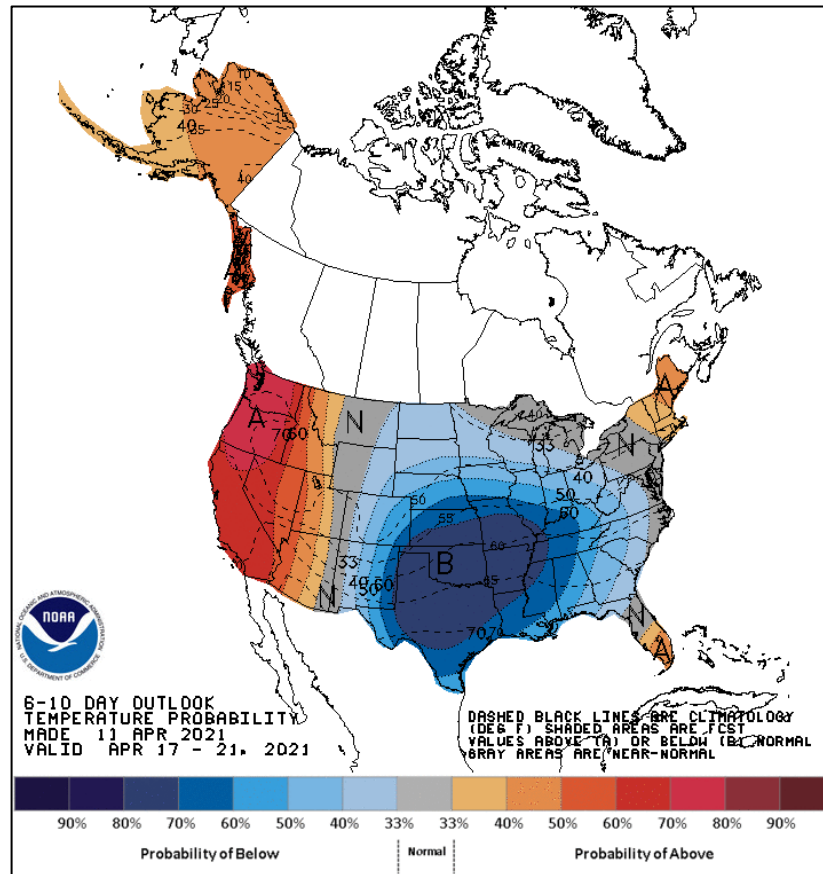
Tomorrow



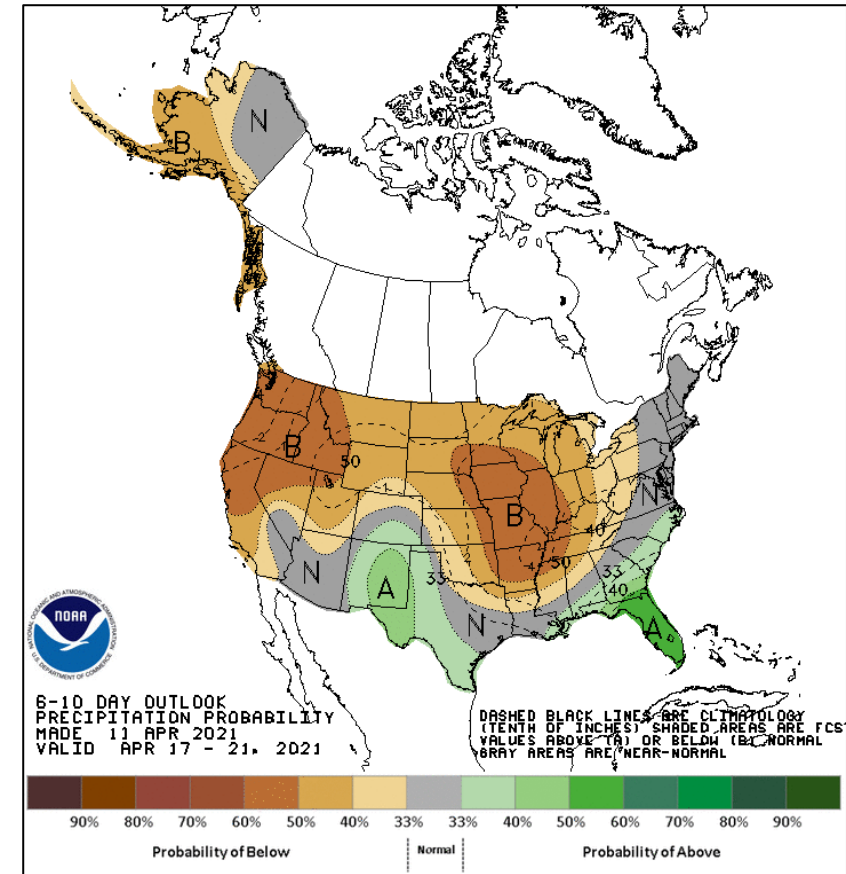
FEMA

National Watch Center

Long Range Outlooks – Apr 17-21



6-10 Day Temperature Probability



6-10 Day Precipitation Probability



FEMA

National Watch Center

Joint Preliminary Damage Assessments

Region	State / Location	Event	IA	Number of Counties		Start – End
			PA	Requested	Complete	
III	VA	Severe Winter Storms Feb 8-20	IA	0	0	N/A
			PA	41 (+1)	31 (+14)	3/22 – TBD
	WV	Severe Winter Storms Feb 11-14	IA	0	0	N/A
			PA	5	5 (+4)	3/24 – 4/2
	WV	Flooding Event Feb 27 – Mar 4	IA	4	0	4/14 – TBD
			PA	6 (-1)	0	4/12 – TBD
IV	MS	Severe Winter Weather Feb 11-19	IA	0	0	N/A
			PA	33 & 1 Tribe	28 & 1 Tribe	3/9 – TBD
	KY	Severe Flooding Feb 26 and continuing	IA	9	9	3/6 – 3/19
			PA	47	25	3/22 – TBD
	GA	Severe Storms and Tornadoes Mar 25-26	IA	1	1	4/6 – 4/8
			PA	9	8 (+7)	4/6 – TBD
	AL	Severe Storms and Tornadoes Mar 25-26	IA	8	8 (+6)	4/8 – 4/10
			PA	0	0	N/A
	TN	Severe Storms, Tornadoes, Wind, Flash Flooding, and River Flooding Mar 27-28	IA	0	0	N/A
			PA	16	0	4/12 – TBD
IX	HI	Severe Weather, Flooding, and Landslides Mar 8-15	IA	2	2	3/22 – 3/23
			PA	3	0	TBD



FEMA

National Watch Center

Declaration Request – Oregon

Declaration: Major Disaster – Oregon

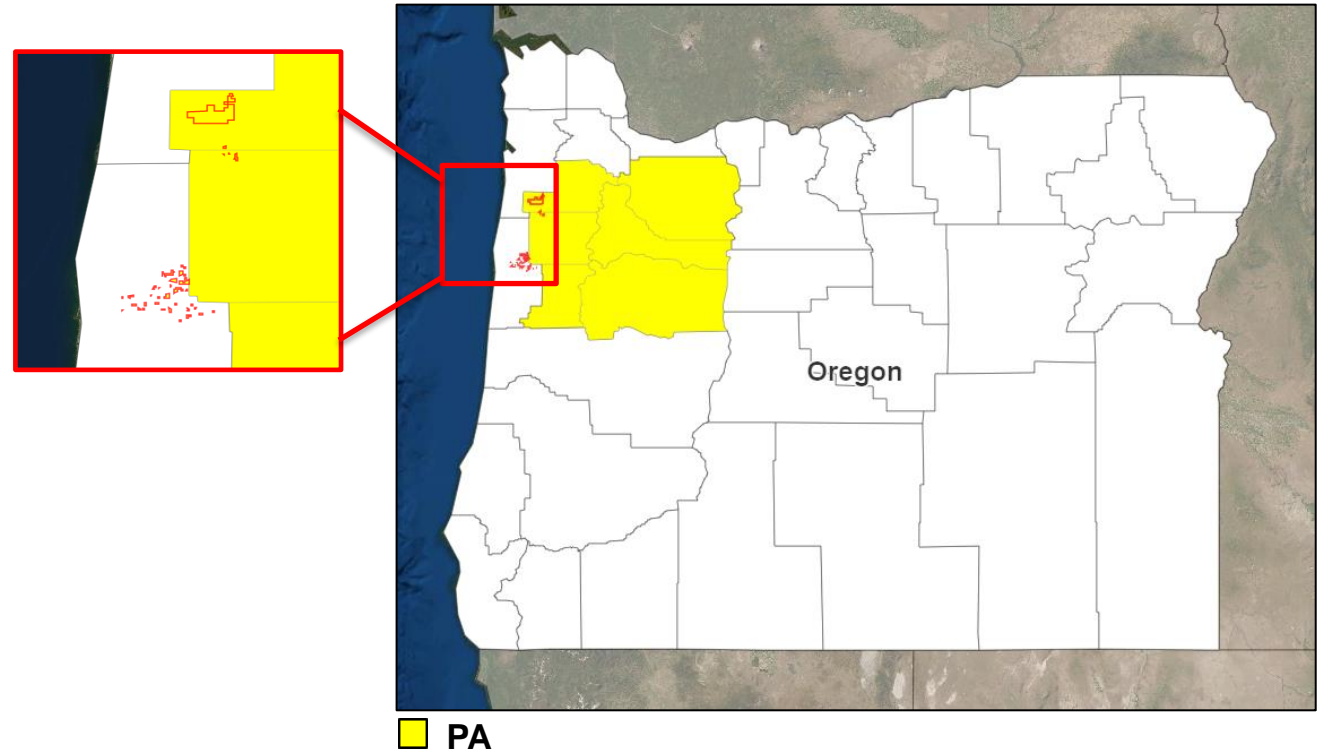
Date Requested: Apr 7

Incident: Severe Winter Storm

Incident Period: Feb 11-15

Requests:

- **PA:** 6 counties + 2 tribes
- **Hazard Mitigation:** Statewide



FEMA

Declaration Requests in Process – 4

State / Tribe / Territory – Incident Description	Type	IA	PA	HM	Requested
NJ – Severe Winter Storm and Snowstorm	DR		X	X	3/29
TN – Severe Winter Storm	DR		X	X	4/1
KY – Severe Storms, Flooding, Landslides, and Mudslides	DR	X	X	X	4/6
OR – Severe Winter Storm	DR		X	X	4/7

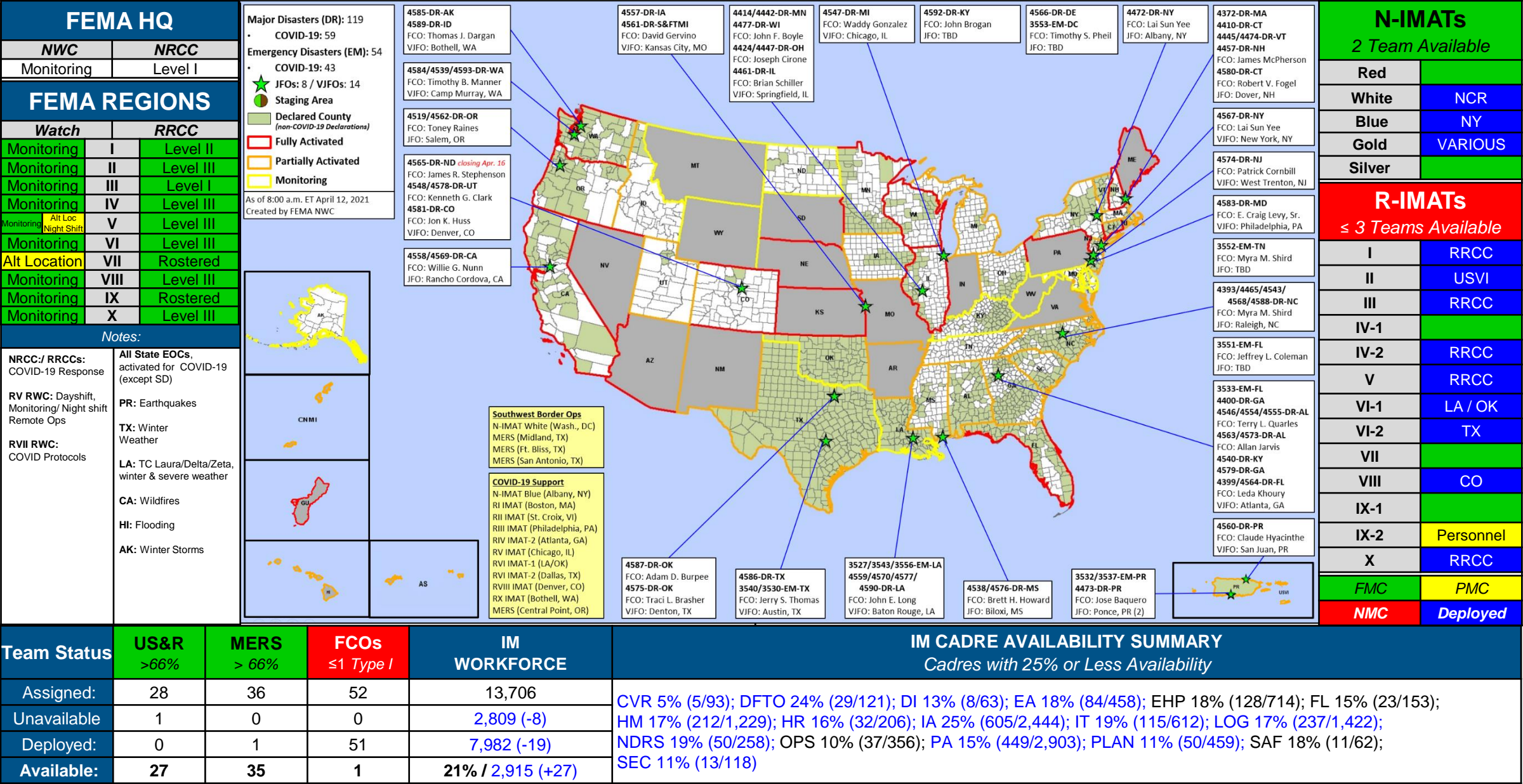


FEMA

Declaration Amendments

Declaration	Number	Issued	Action
FEMA-4592-DR-KY	1	Apr 9	Adds 1 county for Public Assistance

FEMA Common Operating Picture





FEMA

Helping people before, during, and after disasters.

[Click here to subscribe to this briefing.](#)