

FEMA National Watch Center

# Daily Operations Briefing

Tuesday, April 13, 2021

8:30 a.m. ET



**FEMA**

# National Current Ops / Monitoring

---

## New Significant Incidents / Ongoing Ops:

- COVID-19

## Hazard Monitoring:

- Severe Thunderstorms / Flash Flooding possible – Lower Mississippi Valley and Southern Plains
- Critical Fire Weather – Southwest and Central Great Basin

## Disaster Declaration Activity:

- None

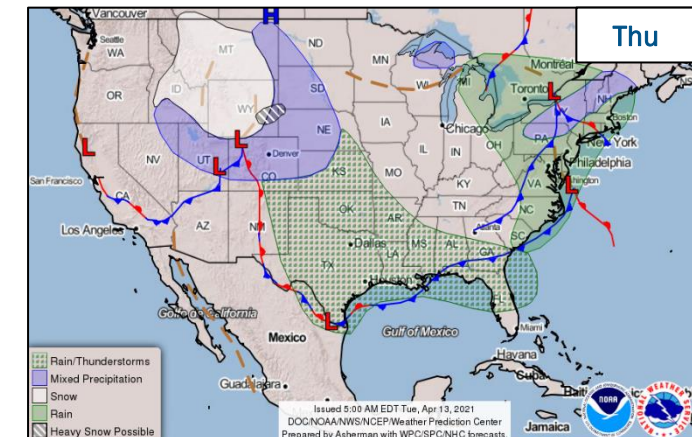
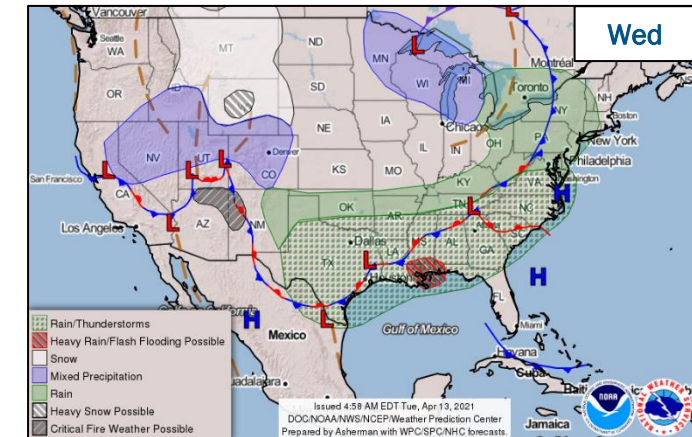
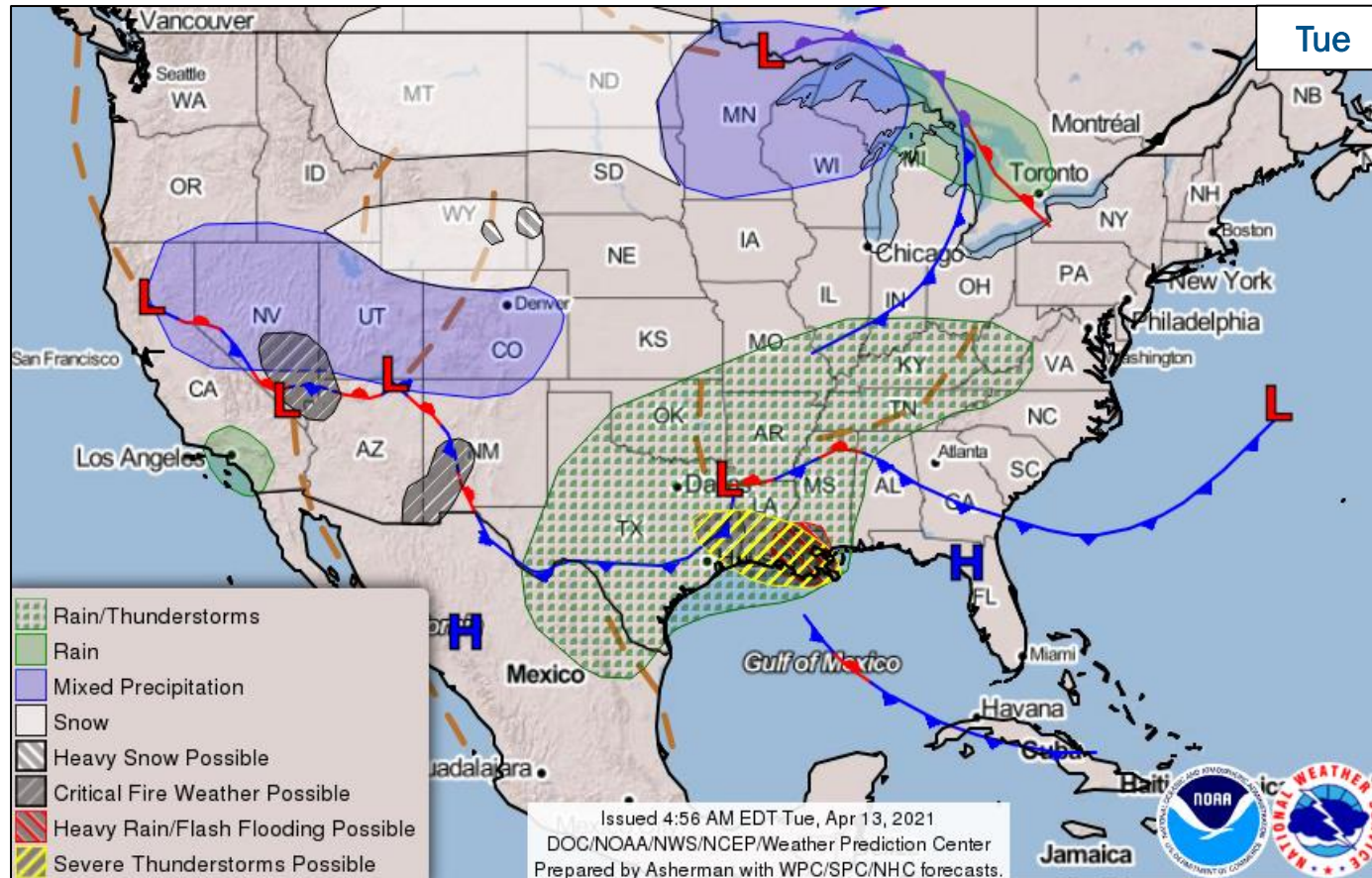
## Event Monitoring:

- No significant scheduled activities



**FEMA**

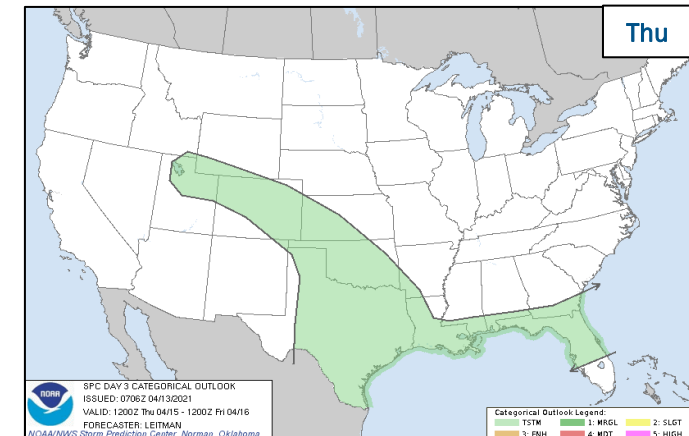
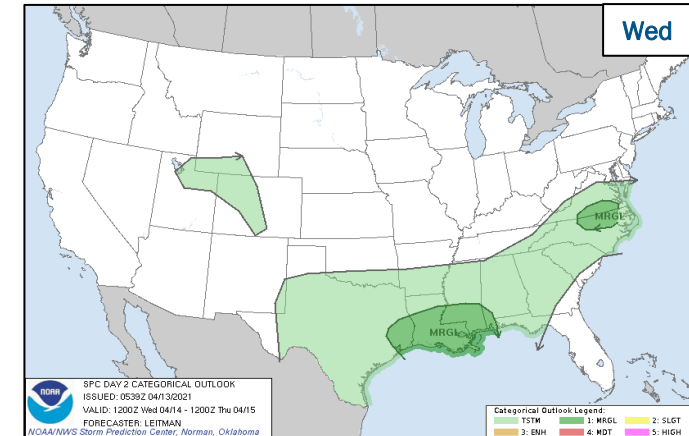
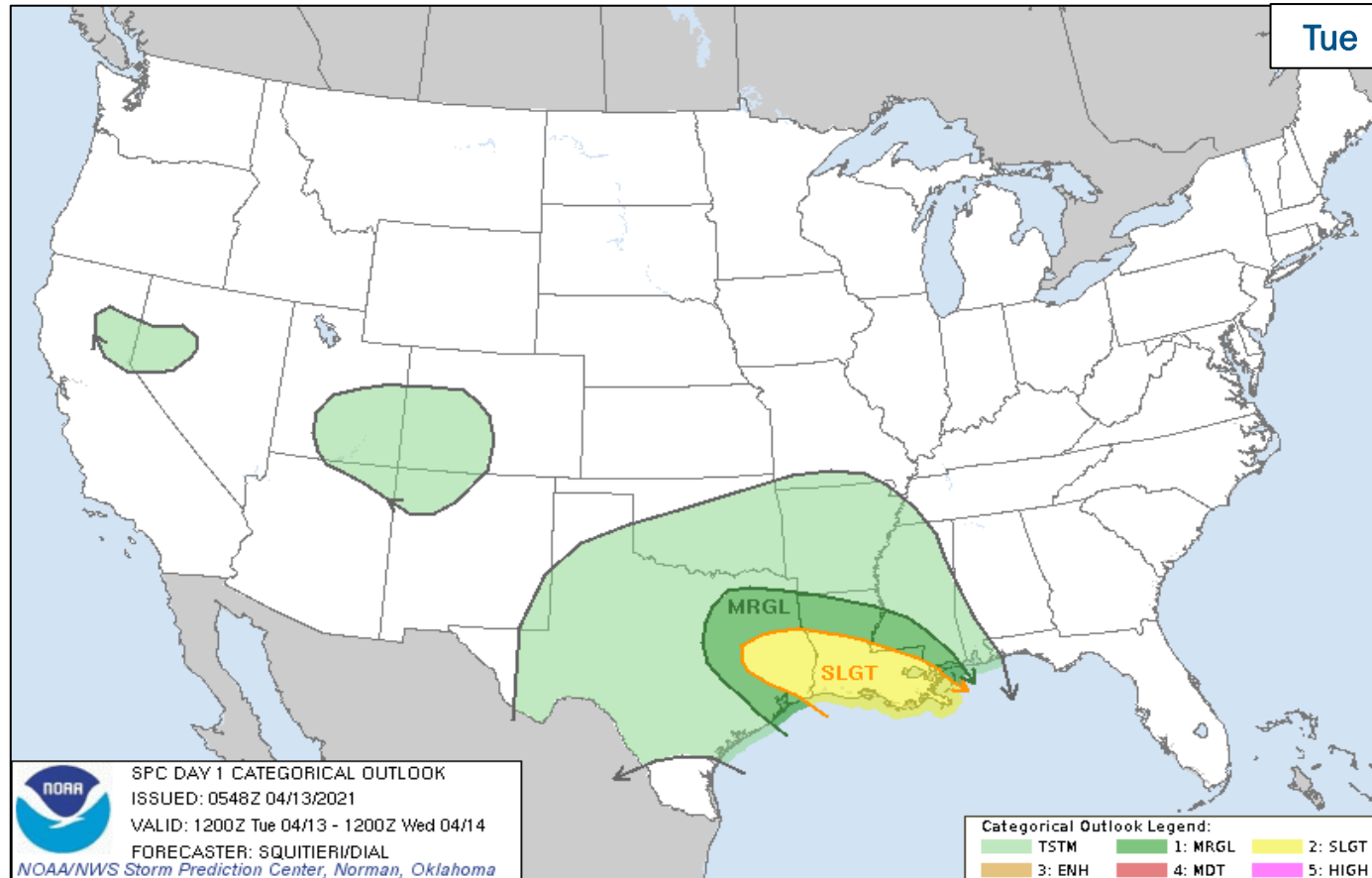
# National Weather Forecast



FEMA

National Watch Center

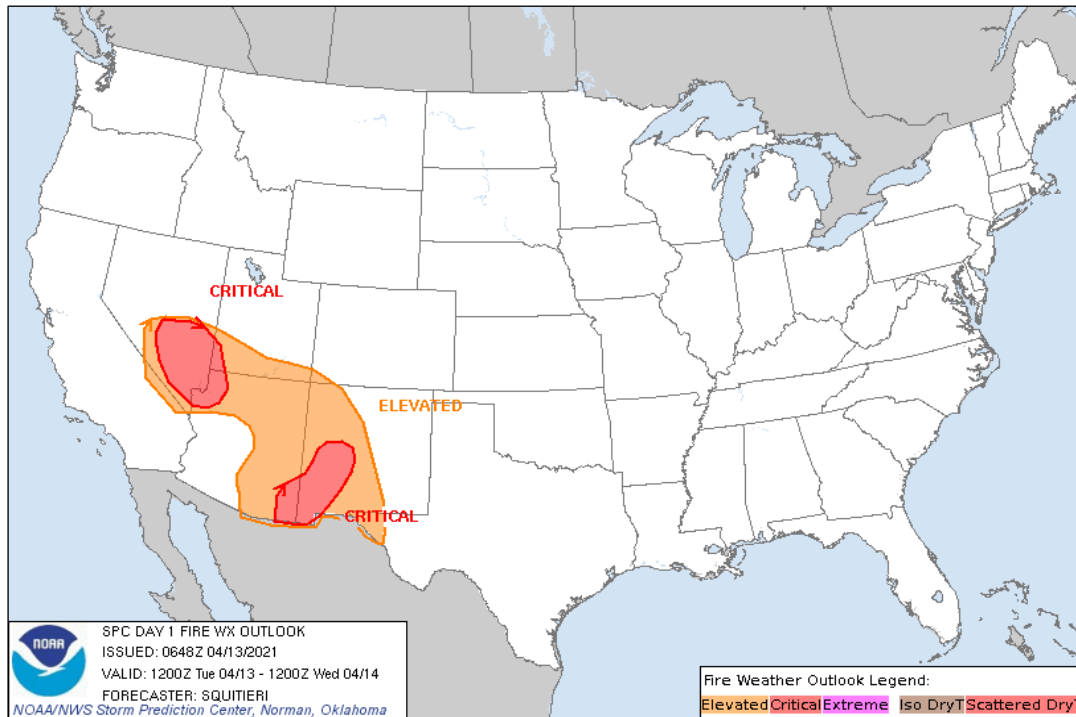
# Severe Weather Outlook



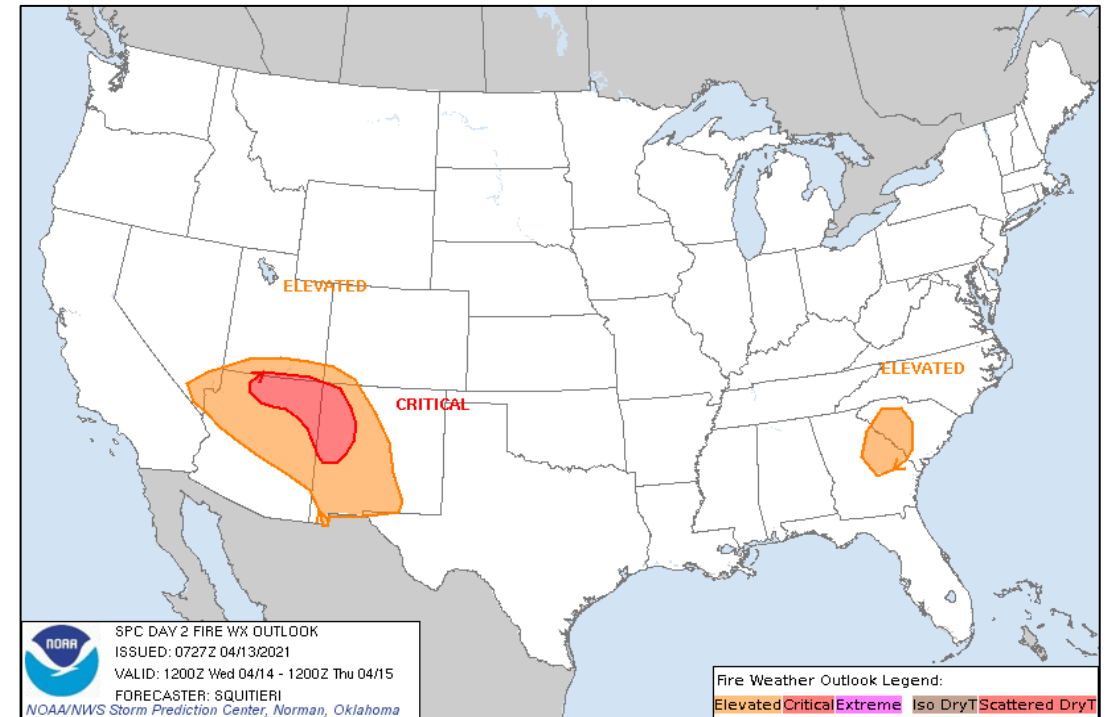
FEMA

National Watch Center

# Fire Weather Outlook



Today



Tomorrow

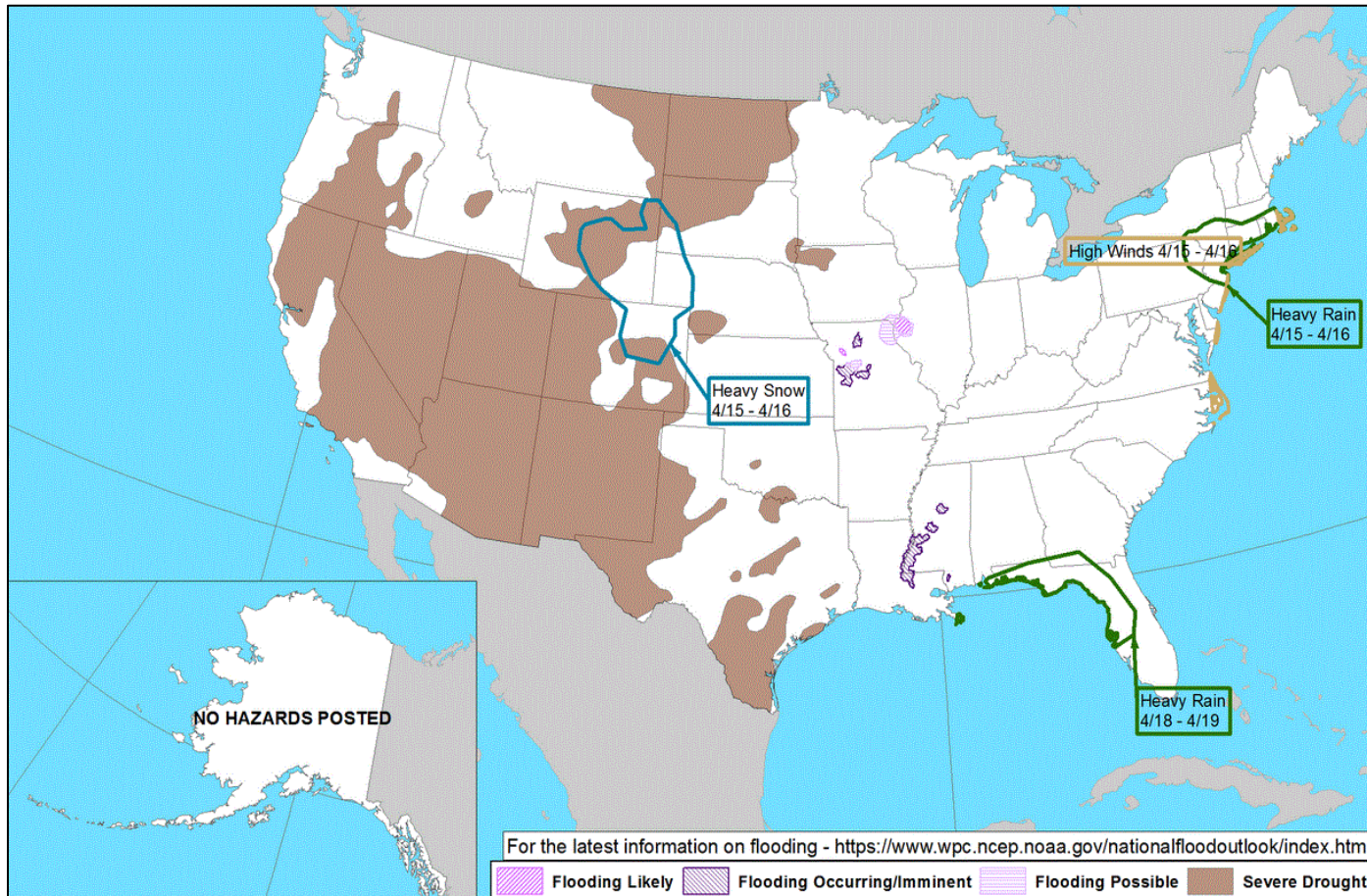


FEMA

National Watch Center



# Hazards Outlook – Apr 15-19



FEMA

National Watch Center

# Joint Preliminary Damage Assessments

Region	State / Location	Event	IA	Number of Counties		Start – End
			PA	Requested	Complete	
III	VA	Severe Winter Storms Feb 8-20	IA	0	0	N/A
			PA	41	31	3/22 – TBD
	WV	Flooding Event Feb 27 – Mar 4	IA	4	0	4/14 – TBD
			PA	6	0	4/12 – TBD
IV	MS	Severe Winter Weather Feb 11-19	IA	0	0	N/A
			PA	33 & 1 Tribe	33 (+5) & 1 Tribe	3/9 – 4/12
	KY	Severe Flooding Feb 26 and continuing	IA	9	9	3/6 – 3/19
			PA	47	25	3/22 – TBD
	GA	Severe Storms and Tornadoes Mar 25-26	IA	1	1	4/6 – 4/8
			PA	9	8	4/6 – TBD
	TN	Severe Storms, Tornadoes, Wind, Flash Flooding, and River Flooding Mar 27-28	IA	0	0	N/A
			PA	16	0	4/12 – TBD
IX	HI	Severe Weather, Flooding, and Landslides Mar 8-15	IA	2	2	3/22 – 3/23
			PA	3	0	TBD



FEMA

# Declaration Requests in Process – 4

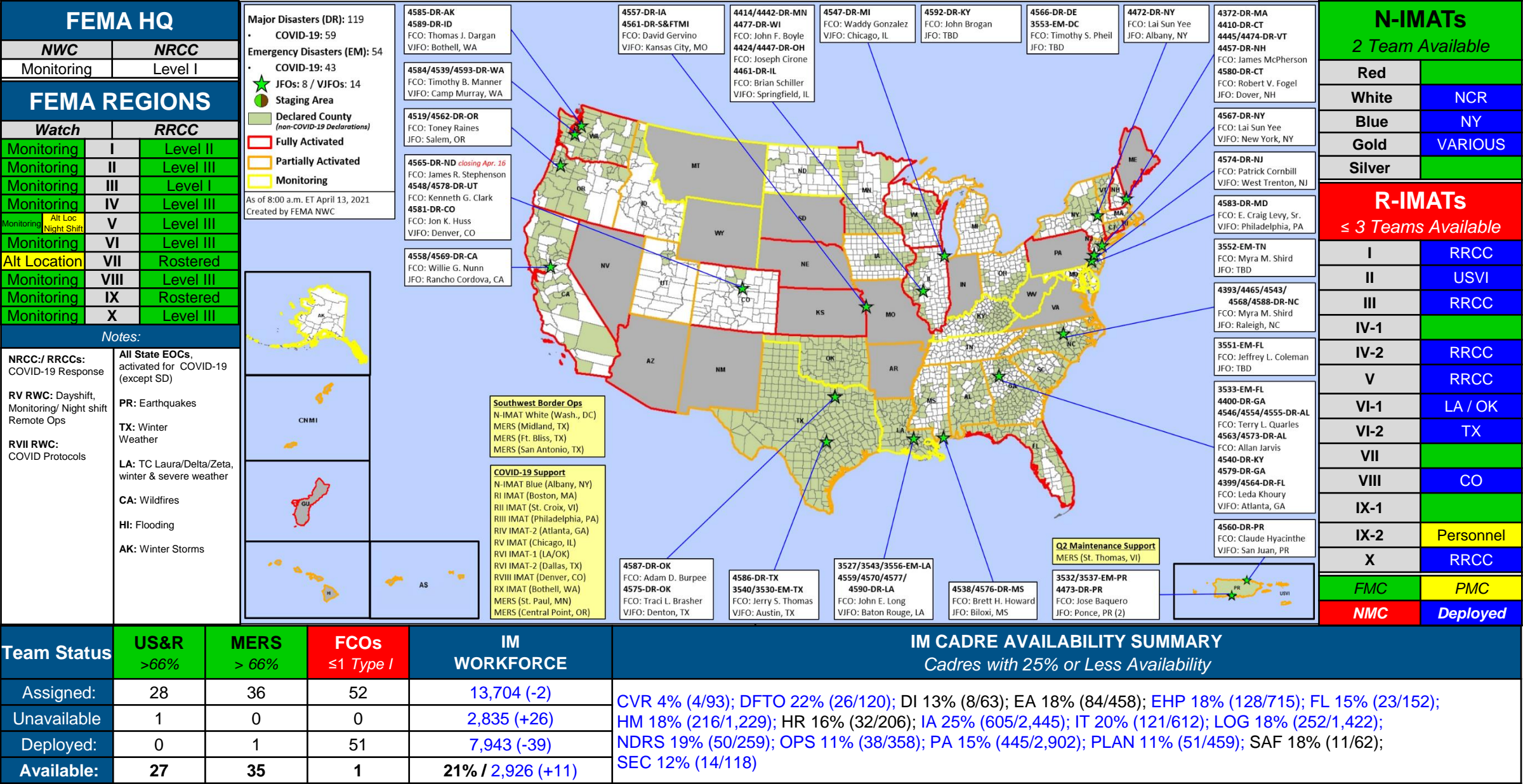
State / Tribe / Territory – Incident Description	Type	IA	PA	HM	Requested
NJ – Severe Winter Storm and Snowstorm	DR		X	X	3/29
TN – Severe Winter Storm	DR		X	X	4/1
KY – Severe Storms, Flooding, Landslides, and Mudslides	DR	X	X	X	4/6
OR – Severe Winter Storm	DR		X	X	4/7



**FEMA**



# FEMA Common Operating Picture



# Public Assistance Grant Program

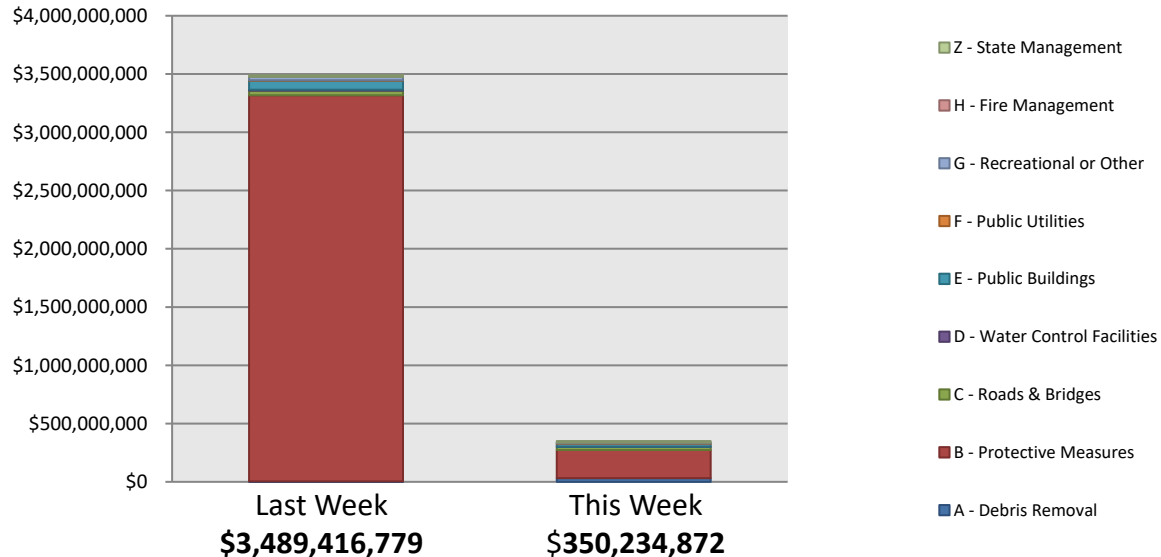
## PA Project Worksheets Obligated

in past week, as of 04/12/2021 at 1500 ET

	Emergency Work		Permanent Work							
PA Category	A - Debris Removal	B - Protective Measures	C - Roads & Bridges	D - Water Control Facilities	E - Public Buildings	F - Public Utilities	G - Recreational or Other	H - Fire Management	Z - State Management	Total
Number Of PWs Obligated	22	231	97	8	59	13	21	0	57	508
Federal Share Obligated	\$31,039,258	\$241,762,705	\$26,584,919	\$1,568,892	\$23,009,660	\$6,100,724	\$5,878,324	\$0	\$14,290,389.39	\$350,234,872.00

## Public Assistance Obligated per Category

03/29/2021 through 04/12/2021



## COVID-19 Obligated

as of 04/12/21

- Total Public Assistance Obligated: \$21,077,847,914.00

## This weeks PA Highlights

- In 4481-WA
  - 77 Million obligated for Category B – Protective Measures
- In 4486-FL
  - \$53 Million obligated for Category B – Protective Measures
- In 4337-FL
  - \$29 Million obligated for Category A – Debris Removal



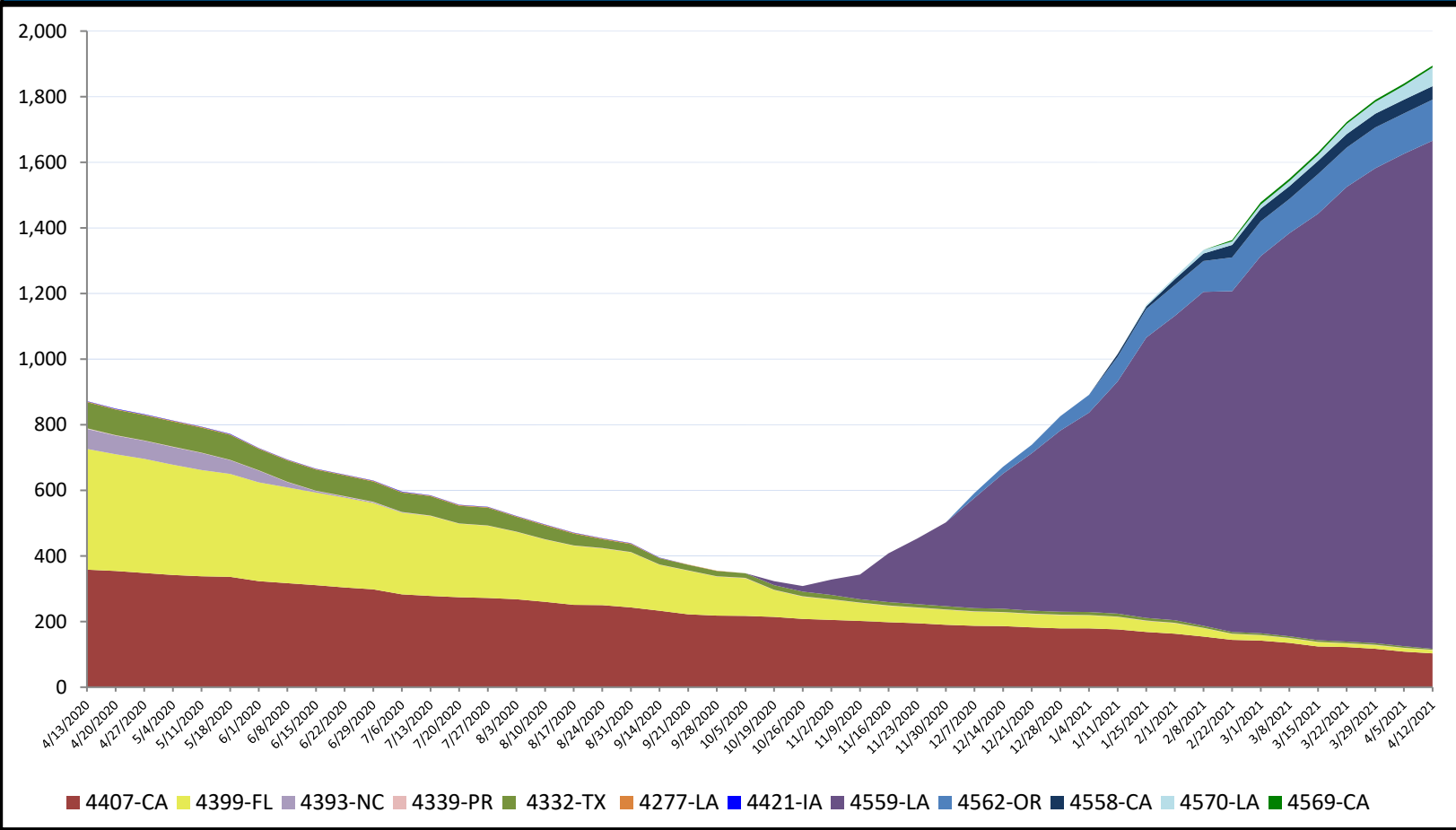
FEMA

National Watch Center

# Direct Housing

## Total Households in FEMA Direct Housing per State

Past Year per Week, 04/13/2020 – 04/12/2021. There are currently **1,895** Households Occupying **1,895** Temporary Units.



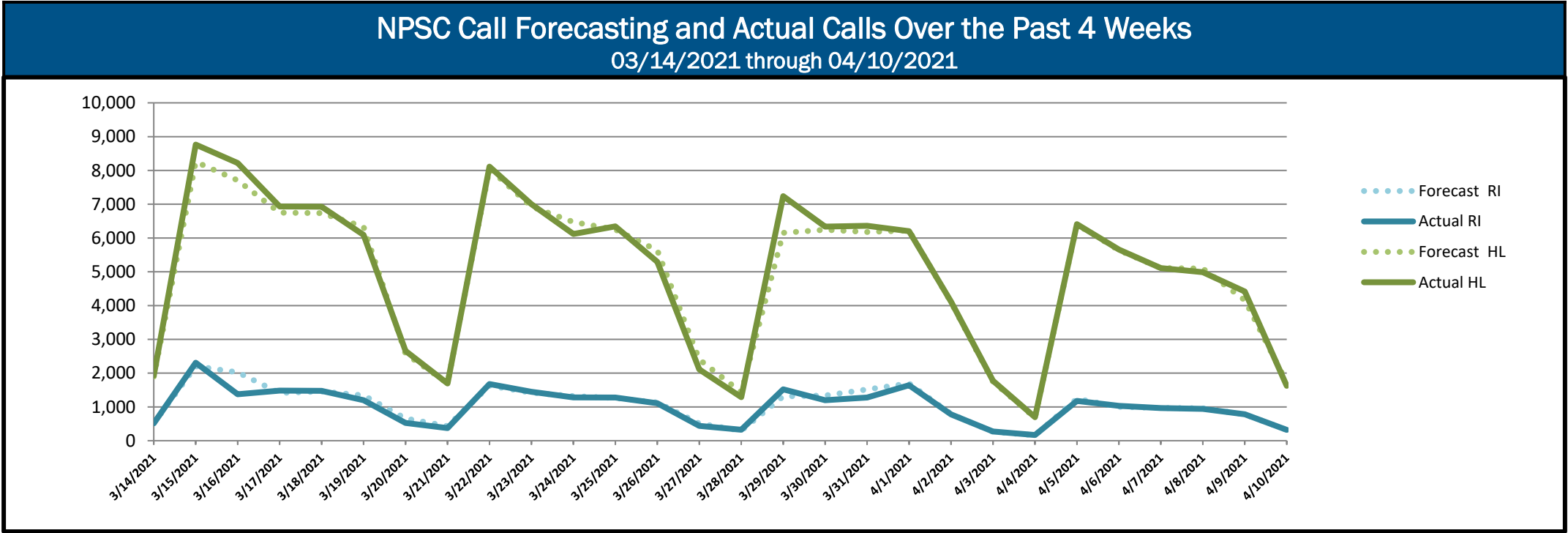
DR	IA Declaration Date	Program End Date	Current # of Households in Direct Housing (Weekly Change)
4570-LA	10/16/2020	4/16/2022	57 (+14)
4569-CA	10/16/2020	4/16/2022	6 (0)
4562-OR	9/15/2020	3/15/2022	125 (+2)
4559-LA	8/28/2020	2/28/2022	1549 (+48)
4558-CA	8/22/2020	2/22/2022	41 (-1)
4407-CA	11/12/2018	5/12/2020	103 (-5)
4399-FL	10/11/2018	4/11/2020	10 (-1)
4339-PR	9/20/2017	9/20/2019	1 (0)
4332-TX	8/25/2017	8/25/2019	3 (-2)



States with Currently Occupied Units

# NPSC Call Activity

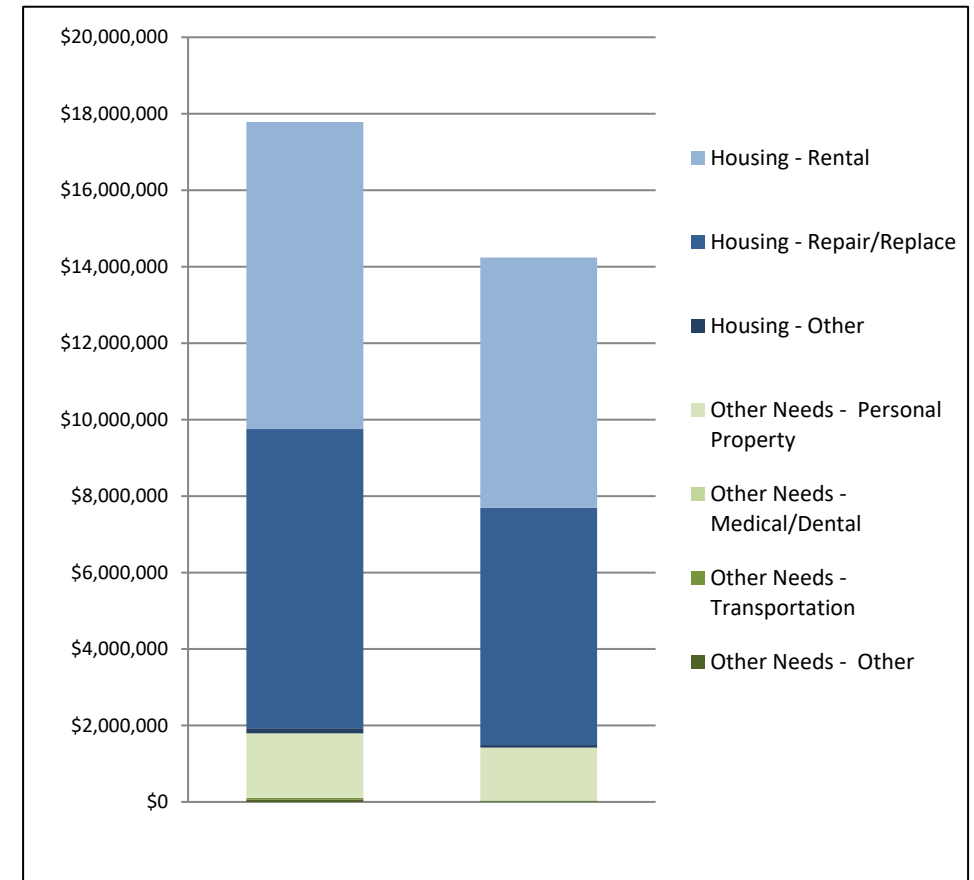
NPSC Call Activity in the Past Week		
04/04/2021 through 04/10/2021		
Call Type	Projected Calls	Actual Calls
Registration Intake:	5,439	5,388
Helpline:	28,802	28,906
Combined:	34,241	34,294



# Individual Assistance Activity

	Individuals and Households Program Activity As Of: 4/12/21				
		In Past 7 Days		Cumulative	
		Applicants Approved	Amount Approved	Applicants Approved	Amount Approved
	4586-TX Declared 02-19-2021	End Of Reg Period 04-20-2021			
Open Registration Period	Housing Assistance	3,310	\$9,440,616.47	41,510	\$126,723,693.40
	Other Needs Assistance	971	\$999,416.96	12,294	\$12,467,178.58
	Total IHP	\$10,440,033.43		\$139,190,871.98	
	Average IHP			\$3,118	
	Total Max Grants			HA	ONA
				0	0
	4587-OK Declared 02-24-2021	End Of Reg Period 04-26-2021			
Open Registration Period	Housing Assistance	73	\$173,619.77	565	\$1,342,756.02
	Other Needs Assistance	28	\$16,337.63	260	\$167,700.43
	Total IHP	\$189,957.40		\$1,510,456.45	
	Average IHP			\$2,320	
	Total Max Grants			HA	ONA
				0	0
	4590-LA Declared 03-09-2021	End Of Reg Period 05-10-2021			
Open Registration Period	Housing Assistance	294	\$656,535.53	1,152	\$2,725,763.65
	Other Needs Assistance	150	\$122,416.04	658	\$620,200.57
	Total IHP	\$778,951.57		\$3,345,964.22	
	Average IHP			\$2,375	
	Total Max Grants			HA	ONA
				0	0
Other IHP Active	16 Declarations IHP Programmatically Open - Closed Registration *				
	Housing Assistance	603	\$2,548,404.44		
	Other Needs Assistance	182	\$283,734.40		
	Total IHP	\$2,832,138.84			
	Total IHP Approved in Past Week	\$14,241,081.24			

IHP Approved per Category in the Past 2 Weeks – 03/29/2021 through 04/12/2021



FEMA

National Watch Center





# FEMA

Helping people before, during, and after disasters.

*[Click here to subscribe to this briefing.](#)*