

The Disaster Center is dedicated to the idea that disaster mitigation is cost effective and individuals pursuing their own interest are the greatest potential force for disaster reduction.

Please consider making a small donation to the Disaster Center



When disaster mitigation is cost effective, we are on the road to bringing disasters to an end.



FEMA

Daily Operations Briefing

Tuesday, April 14, 2020

8:30 a.m. ET

National Current Operations & Monitoring



FEMA

Significant Incidents or Threats:

- COVID-19
- Thunderstorms– Lower Mississippi Valley, Southeast, and Mid Atlantic

Declaration Activity: None

COVID-19 Update



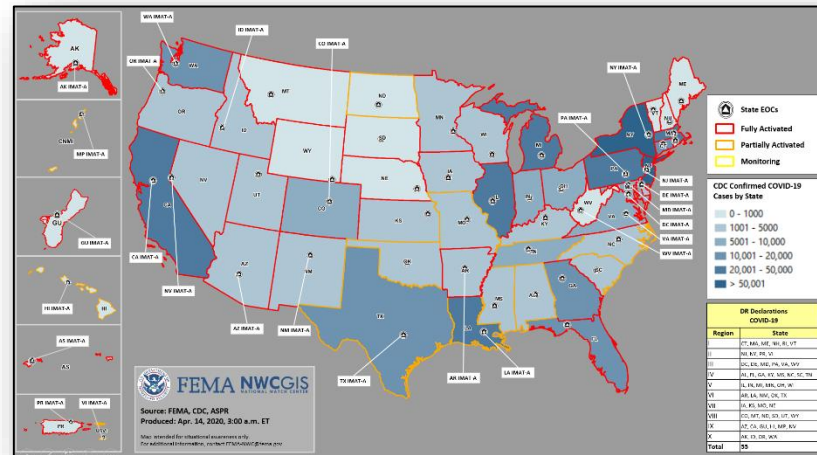
Situation: FEMA, HHS, and federal partners are working with state, local, tribe, and territorial governments to execute a whole-of-America response to the COVID-19 pandemic. The federal government is coordinating the deployment of PPE and ventilators from multiple sources including SNS, donations, and vendor procurements. These shipments are being sent nationwide with prioritization given to areas in greatest need.

State / Local Response:

- All State / Territory EOCs activated
- 42 states, D.C., 4 territories and 37 tribes issued shelter-in-place orders

FEMA / Federal Response: *(COVID-19 SLB, 5:00 p.m. ET, Apr 13)*

- NRCC: Level I in unified effort with HHS SOC; all RRCCs activated
- IMAT-A teams deployed to 26 states; LNOs deployed to 37 states, territories, and tribes
- 55 Major Disaster Declarations approved
- Airbridge flights #38 and #40 scheduled to arrive in Chicago on April 13; #39 and #42 scheduled to arrive in Los Angeles on April 13; #41 scheduled to arrive in New York City on April 13 *(SC TF Update, April 13, 2020, 10:00 a.m. ET)*
- NYC: 6 (+2) Urban Augmentation Medical Task Forces (UAMTF) with 340 personnel to support JNYMS
- LA: 22 New Orleans Expeditionary Medical Force (EMF) personnel shifting to Baton Rouge on April 13 to support Baton Rouge General Hospital mid-city location
- 19 National Animal Health Laboratory Network (NAHLN) labs are testing animal samples due to concerns potential pets/livestock infection w/COVID-19; 1/4 of NAHLN labs are currently capable of testing human COVID-19 samples is currently conducting human sample tests *(MCM TF Update, April 13, 2020, 9:13 a.m. ET)*
- CDC confirms that International Reagent Resources (IRR) is open and receiving orders; IRR website will accept orders for the materials currently in stock or will have in stock (Cepheid rapid test kits and swabs) week of April 20 *(Lab Diagnostics TF, April 13, 2020, 9:44 a.m. ET)*



COVID-19 Cases	Confirmed	Deaths
United States	576,990 (+22,937)	23,373 (+1,435)
Worldwide	7,773,084 (+76,498)	111,652 (+5,702)

(COVID-19 Response update, as of 7:30 a.m. ET, Apr 14)

Tornadoes and Severe Weather - FINAL



Situation: The severe weather system that began late Saturday, impacting states from eastern Texas, through much of the Southeast, Tennessee Valley, and Mid-Atlantic is exiting off New England tonight. Over the course of the last two days, preliminary data from the Storm Prediction Center has indicated 85 tornado, 864 high wind, and 43 hail reports throughout the affected area, as depicted in the graphics

Impacts:

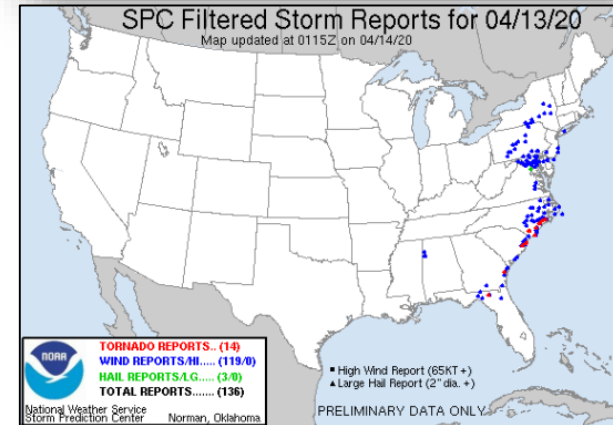
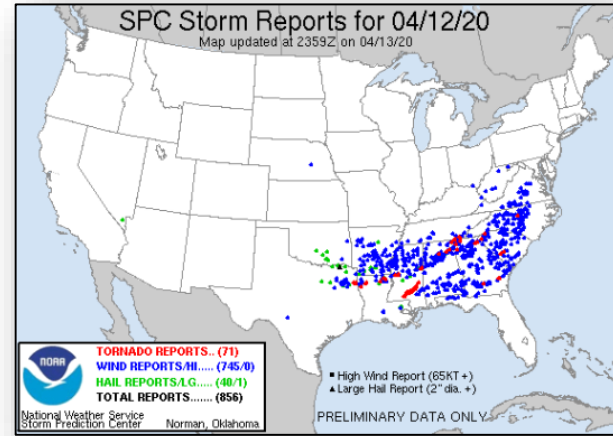
- Local Search & Rescue operations have concluded
- Approximately 360 homes sustained damage, most significantly in Louisiana
- 26 fatalities and 14 injuries have been reported
- Minimal customer power outages remain
- Some roads remain closed as debris removal continues

State / Local Response:

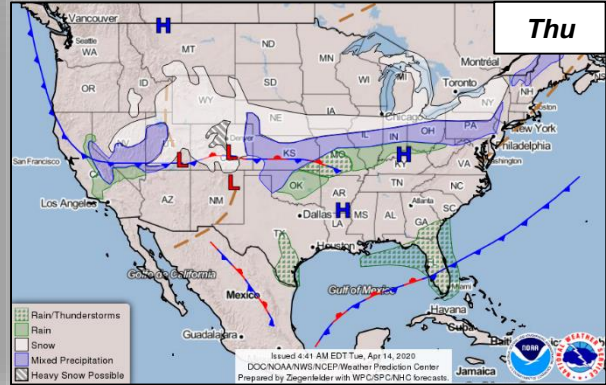
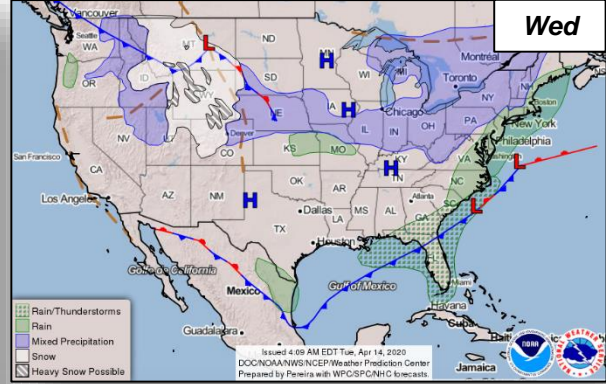
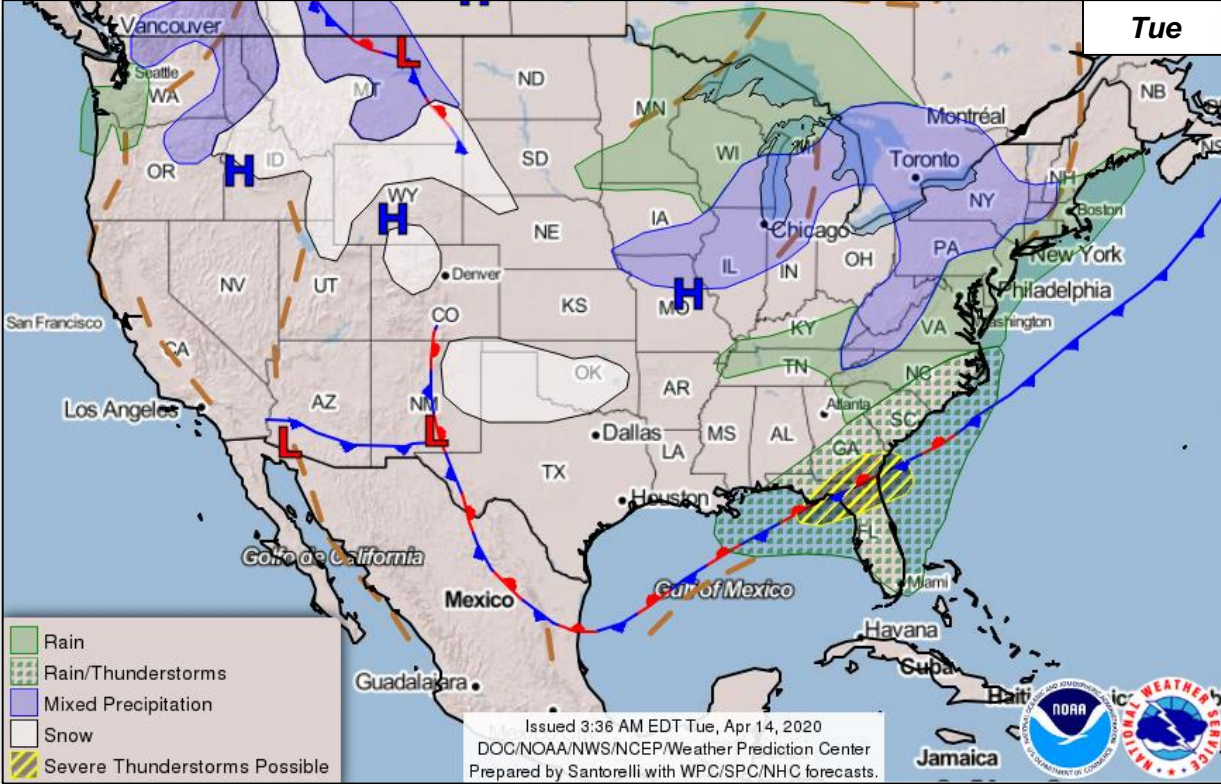
- Damage assessments continue throughout the impacted region
- AL, LA, MS, AR, and TX EOC's Activated for (COVID-19)
- AL, LA, and MS declared a State of Emergency

FEMA / Federal Response:

- Region VI RWC [returned to Normal Operations](#)
- Region IV and VI RRCCs activated for COVID-19
- NWC and Region's IV and VI RWC's continue to monitor



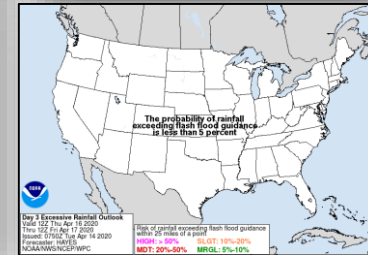
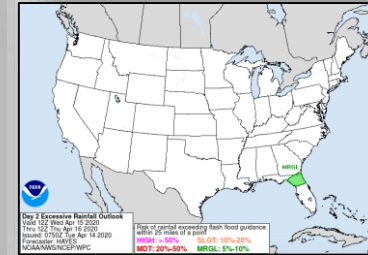
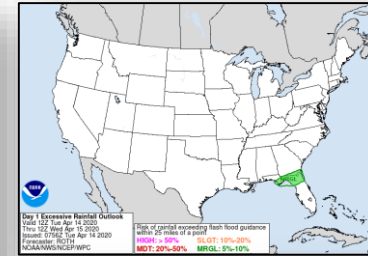
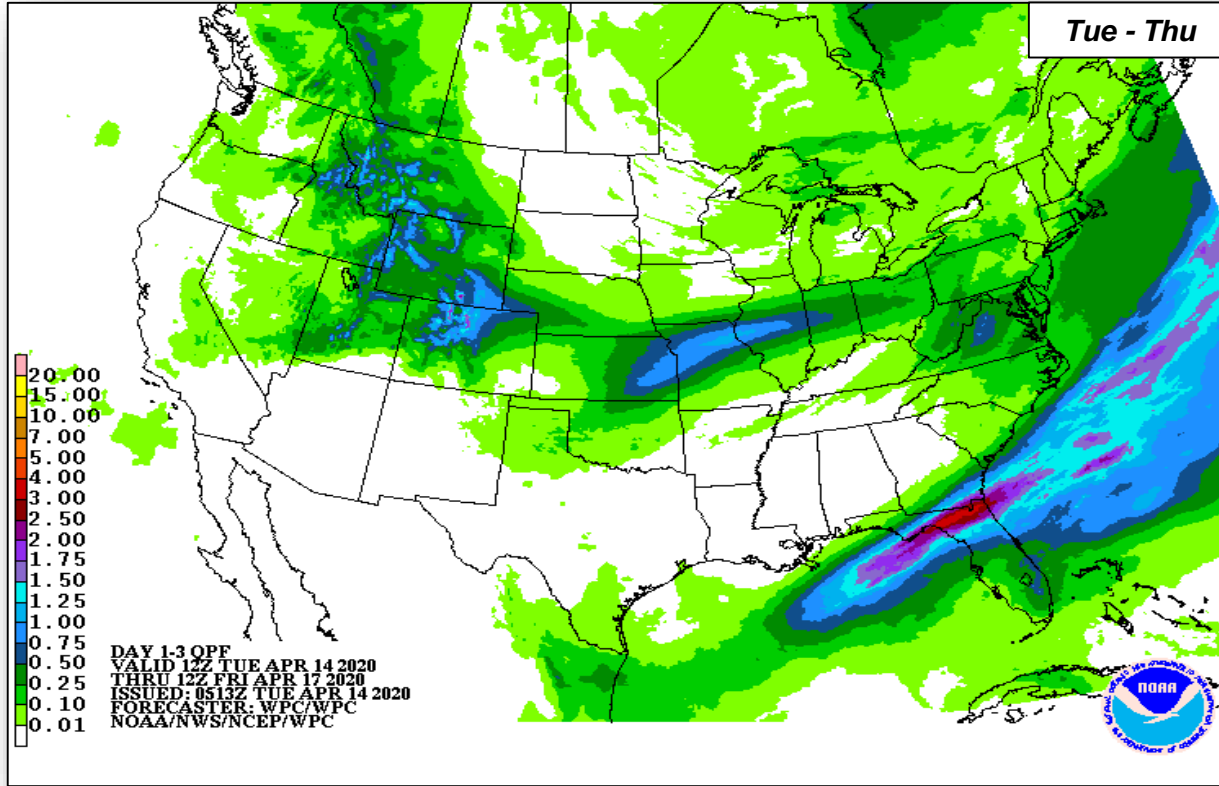
National Weather Forecast



Precipitation & Excessive Rainfall



FEMA



Joint Preliminary Damage Assessments



FEMA

Region	State / Location	Event	IA/PA	Number of Counties		Start – End
				Requested	Completed	
IV	AL	Severe Storms, Tornadoes, Straight-line Winds, Flooding, and Mudslides Feb 6 – Mar 6, 2020	IA	0	0	N/A
			PA	14	0	4/20 – TBD

Declaration Requests in Process – 6



FEMA

State / Tribe / Territory – Incident Description	Type	IA	PA	HM	Requested
AR – Severe Storms, Straight-line Winds, and Tornadoes (Appeal)	DR		X	X	Feb 20
MS – Severe Storms, Flooding, Landslides, and Mudslides	DR		X	X	Mar 17
KY – Severe Storms, Flooding, Landslides, and Mudslides	DR	X	X	X	Mar 26
WA – Severe Winter Storms, Straight-line Winds, Flooding, Landslides, and Mudslides	DR	X	X	X	Mar 25
AK – Fire	DR		X	X	Apr 7
NC – Severe Storms, Tornadoes, and Flooding	DR		X	X	Apr 9

FEMA Common Operating Picture



FEMA

FEMA HQ	
NWC	NRCC
Monitoring	Level I

FEMA REGIONS		
WATCH	RRCC	
Monitoring	I	Level I
Monitoring	II	Level II
Monitoring	III	Level II
Monitoring	IV	Level II
Monitoring	V	Level II
Enhanced	VI	Level II
Alt Location	VII	Level II
Monitoring	VIII	Level II
Monitoring	IX	Level I
Monitoring	X	Level II

Notes:

COVID-19 NRCC w/ESFs (Days)	GA: Flooding MS: Flooding PR : Earthquake TN: Tornadoes
All RRCCs (Days)	All EOCs activated for COVID-19
RVI RWC: Severe WX	

- Major Disasters (DR): 95
Emergency Disasters (EM): 85
★ JFOs: 10 / VJFOs: 9
● Staging Area
■ Distribution Center (DC)
■ Declared County (non-COVID-19 Declarations)
■ Fully Activated
■ Partially Activated
■ Monitoring

As of 3:00 a.m. ET April 14, 2020
Created by FEMA NWC



- Region VIII COVID DRs**
4498-DR-CO
4508-DR-MT
4509-DR-ND
4525-DR-UT
4527-DR-SD
4535-DR-WY
FCO: Lee K. dePalto
JFO: TBD
RVIII IMAT (Denver, CO)

- Region X COVID DRs**
4481-DR-WA
VJFO: Bothell, WA
4499-DR-OR
4539-DR-AK
4534-DR-ID
FCO: Michael F. O'Hare
JFO: TBD
RX IMAT (Bothell, WA)

- 4382/4407-DR-CA
FCO: David G. Samaniego
JFO: Sacramento, CA
4475-DR-ND
FCO: Dana C. Reynolds
VJFO: Denver, CO
4420-DR-NE
FCO: Thomas J. Dargan
JFO: Lincoln, NE

- Region IX COVID DRs**
4483-DR-CA
4495-DR-GU
4510-DR-HI
4511-DR-CNMI
4523-DR-NV
4524-DR-AZ
FCO: Robert J. Fenton
VJFO: Oakland, CA
RIX IMAT-2 (Oakland, CA)
MERS (Mather, CA)
MERS (Guam)

- Region VI COVID DRs**
4484-DR-LA
4485-DR-TX
4518-DR-AR
4529-DR-NM
4530-DR-OK
FCO: George A. Robinson
JFO: TBD

- 4519-DR-OR
FCO: Dolph A. Diemont
JFO: TBD
4440/4463/4467
4469-DR-SD
FCO: Jon K. Huss
JFO: Sioux Falls, SD

- Region VII COVID DRs**
4483-DR-IA
4490-DR-MO
4504-DR-KS
4521-DR-NE
FCO: Paul Taylor
JFO: TBD
RVII IMAT (Kansas City, MO)

- 4414/4442-DR-MN
4459/4477-DR-WI
FCO: John F. Boyle
4424/4447-DR-OH
4461-DR-IL
FCO: Steven W. Johnson
VJFO: Springfield, IL
RV IMAT (Chicago, IL)

- Region V COVID DRs**
4489-DR-IL
4494-DR-MI
4507-DR-OH
4515-DR-IN
4520-DR-WI
4531-DR-MN
FCO: James K. Joseph
JFO: TBD
RV IMAT (Chicago, IL)

- Region IV COVID DRs**
4486-DR-FL
4487-DR-NC
4492-DR-SC
4497-DR-KY
4501-DR-GA
4503-DR-AL
4514-DR-TN
4528-DR-MS
FCO: Građa B. Szczech
JFO: TBD

- 4435/4451-DR-MO
FCO: John Brogan
JFO: Jefferson City, MO
4458/4462-DR-LA
FCO: John E. Long
VJFO: Baton Rouge, LA
4478-DR-MS
FCO: Terry L. Quarles
JFO: TBD
4399-DR-FL
FCO: Brett Howard
JFO: Panama City, FL
4473-DR-PR
FCO: Alex Amparo
JFO: Ponce, PR

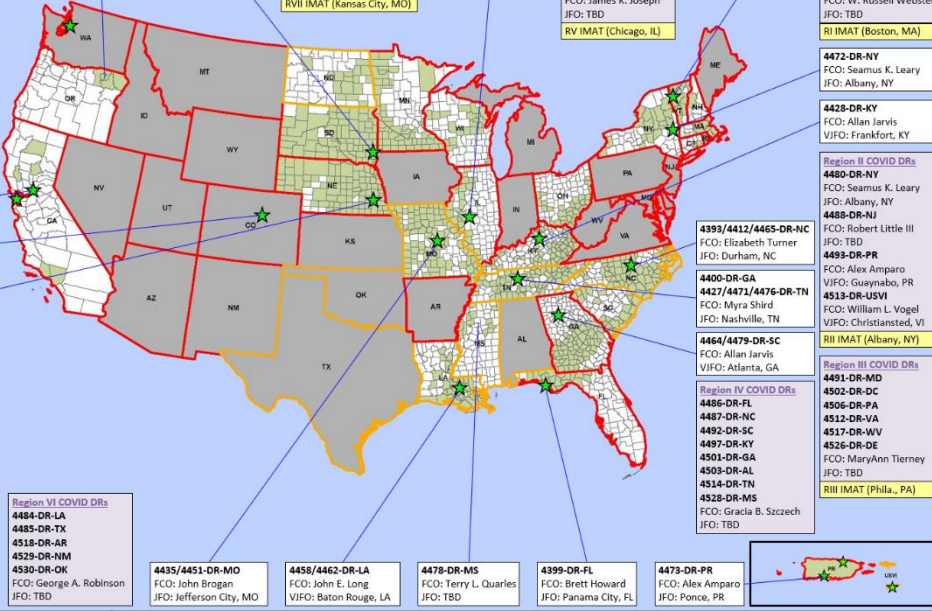
- Region I COVID DRs**
4496-DR-MA
4500-DR-CT
4505-DR-RI
4516-DR-NH
4522-DR-ME
4532-DR-VT
FCO: W. Russell Webster
JFO: TBD
RI IMAT (Boston, MA)

- 4472-DR-NY
FCO: Seamus K. Leary
JFO: Albany, NY
4428-DR-KY
FCO: Allan Jarvis
VJFO: Frankfort, KY

- Region II COVID DRs**
4480-DR-NY
FCO: Seamus K. Leary
JFO: Albany, NY
4488-DR-NJ
FCO: Robert Little III
JFO: TBD
4493-DR-PR
FCO: Alex Amparo
VJFO: Guaynabo, PR
4513-DR-USVI
FCO: William L. Vogel
VJFO: Christiansted, VI
RII IMAT (Albany, NY)

- 4393/4412/4465-DR-NC
FCO: Elizabeth Turner
JFO: Durham, NC
4400-DR-GA
4427/4471/4476-DR-TN
FCO: Myra Shird
JFO: Nashville, TN
4464/4479-DR-SC
FCO: Allan Jarvis
VJFO: Atlanta, GA

- Region III COVID DRs**
4502-DR-DC
4506-DR-PA
4512-DR-VA
4517-DR-WV
4526-DR-DE
FCO: MaryAnn Tierney
JFO: TBD
RIII IMAT (Phila., PA)



N-IMATs	
2 Teams	
Red	
Blue	
Gold	IMAT-A Support

R-IMATs	
4 - 6 Teams	
I	RRCC
II	NY
III	RRCC
IV-1	
IV-2	
V	RRCC
VI-1	
VI-2	
VII	RRCC
VIII	RRCC
IX-1	
IX-2	RRCC
X	RRCC

FMC	PMC
NMC	Deployed

Team:	US&R	MERS	FCOs	FDRCS	IM WORKFORCE
Status	33 - 65%	>66%	≤1 Type I	≤1	
Assigned:	28	36	47	11	13,441 ▼
Unavailable:	17	0	2	0 (-1)	3,116 ▼
Deployed:	0	1	43 (+1)	10 (+1)	5,672 ▲
Available:	11	35	3 (-1)	1	4,653 / 35% ▼

IM CADRE AVAILABILITY SUMMARY	
Cadres with 25% or Less Availability	
ADR 16% (7/45); EHP 19% (117/616); ER 24% (18/74); FL 11% (17/160); FM 23% (60/265); HM 22% (267/1,220); OPS 18% (50/282); PA 25% (759/3,046); PLAN 22% (92/422); SAF 19% (11/54)	

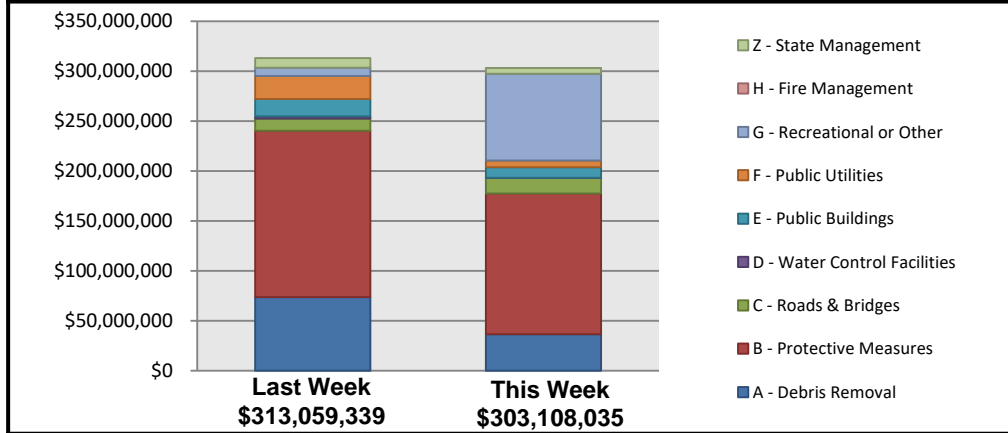
Public Assistance Grant Program



FEMA

PA Project Worksheets Obligated										
in past week, as of 4/13/20 at 1500 EDT										
PA Category	Emergency Work		Permanent Work					H - Fire Management	Z - State Management	Total
	A - Debris Removal	B - Protective Measures	C - Roads & Bridges	D - Water Control Facilities	E - Public Buildings	F - Public Utilities	G - Recreational or Other			
Number Of PWs Obligated	57	125	178	6	88	50	76	0	111	691
Federal Share Obligated	\$36,742,642	\$140,859,810	\$15,532,261	\$220,851	\$10,579,753	\$6,612,902	\$87,000,825	\$0	\$5,558,991	\$303,108,035

Public Assistance Obligated per Category 3/30/2020 through 4/13/2020



This weeks PA Highlights

- In 4085 - NY
 - \$76 Million obligated for Category G – Recreational or Other
- In 4399 - FL
 - \$43 Million obligated for Category B – Protective Measures
- In 4488 - NJ
 - \$26 Million obligated for Category B – Protective Measures

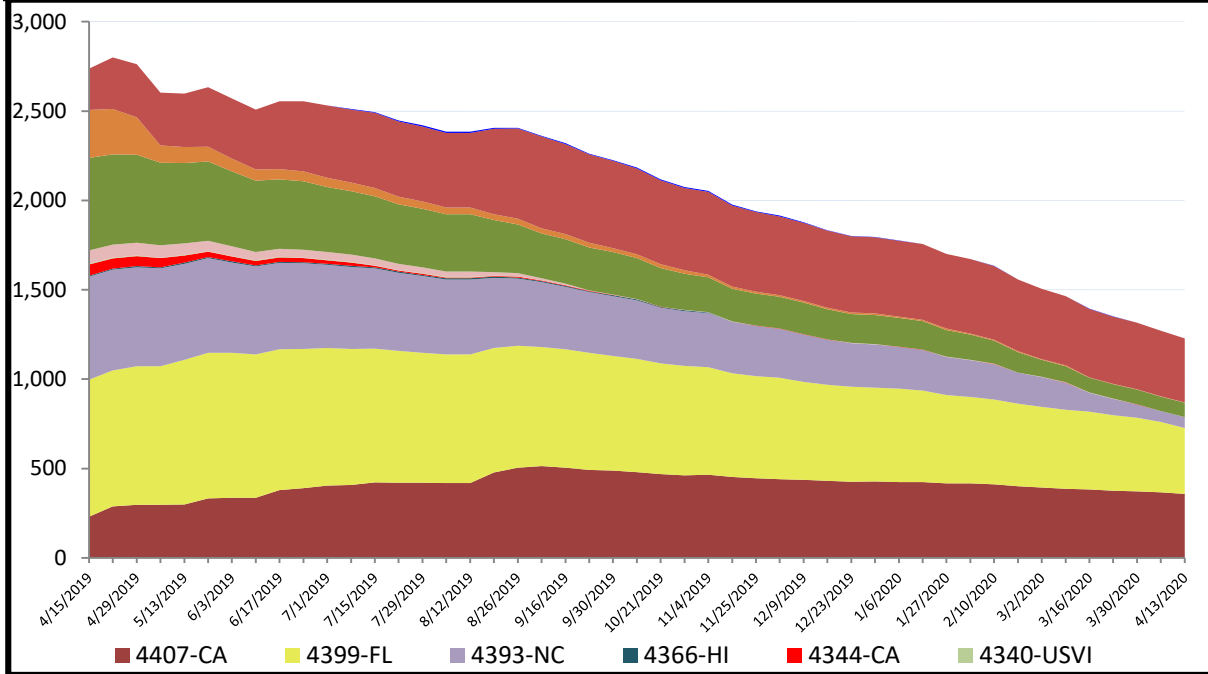
Direct Housing



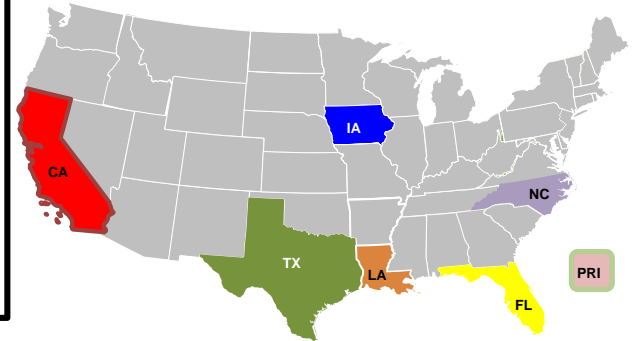
FEMA

Total Households in FEMA Direct Housing per State

Past Year per Week, 4/15/2019 – 4/13/2020, There are currently **871** Households Occupying **871** Temporary Units



DR	IA Declaration Date	Program End Date	Current # of Households in Direct Housing (Weekly Change)
4421-IA	3/23/2019	9/23/2020	1 (0)
4407-CA	11/12/2018	5/12/2020	358 (-9)
4399-FL	10/11/2018	4/11/2020	368 (-25)
4393-NC	9/14/2018	3/14/2020	61 (0)
4344-CA	10/10/2017	7/10/2019	0 (0)
4339-PR	9/20/2017	9/20/2019	1 (+1)
4332-TX	8/25/2017	8/25/2019	80 (-1)
4277-LA	8/14/2016	4/30/2019	2 (0)

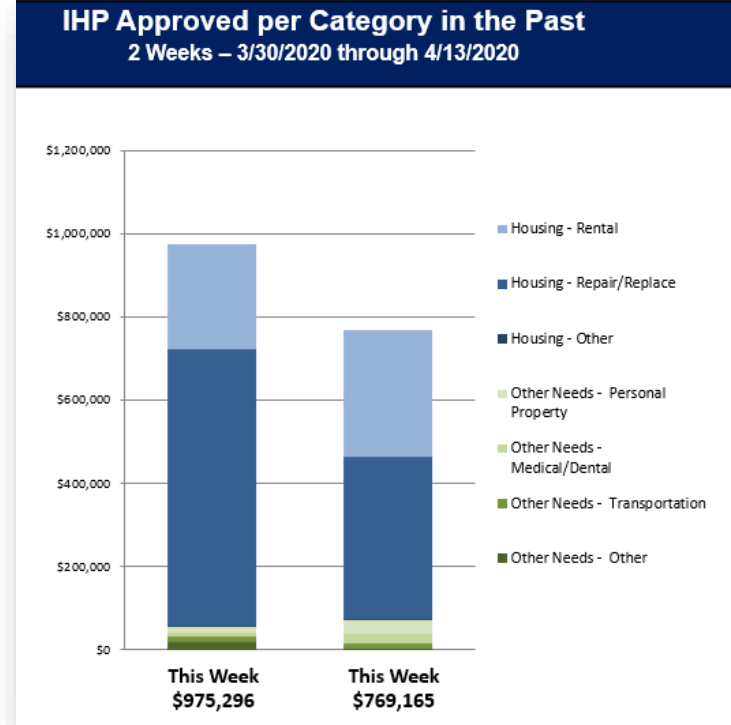


States with Currently Occupied Units

Individual Assistance Activity



Individuals and Households Program Activity As Of: 4/13/20						
			In Past 7 Days		Cumulative	
	Applicants Approved	Amount Approved	Applicants Approved	Amount Approved	Applicants Approved	Amount Approved
Open Registration Period	4473-PR Declared 01-16-2020 End Of Reg Period 05-15-2020					
	Housing Assistance	106	\$323,941.67	9,233	\$28,632,692.67	
	Other Needs Assistance	7	\$1,755.77	3,517	\$1,621,409.73	
	Total IHP		\$325,697.44		\$30,254,102.40	
	Average IHP				\$2,777	
	Total Max Grants			HA	ONA	
Open Registration Period	4476-TN Declared 03-05-2020 End Of Reg Period 05-04-2020					
	Housing Assistance	53	\$94,319.30	448	\$1,070,010.23	
	Other Needs Assistance	15	\$42,227.36	157	\$414,240.16	
	Total IHP		\$136,546.66		\$1,484,250.39	
	Average IHP				\$3,048	
	Total Max Grants			HA	ONA	
Open Registration Period	4519-OR Declared 04-03-2020 End Of Reg Period 06-02-2020					
	Housing Assistance	8	\$57,666.59	8	\$57,666.59	
	Other Needs Assistance	2	\$6,440.89	2	\$6,440.89	
	Total IHP		\$64,107.48		\$64,107.48	
	Average IHP				\$8,013	
	Total Max Grants			HA	ONA	
Other IHP Active	10 Declarations IHP Programmatically Open - Closed Registration *					
	Housing Assistance	49	\$221,651.00			
	Other Needs Assistance	11	\$21,162.46			
	Total IHP		\$242,813.46			
	Total IHP Approved in Past Week		\$769,165.04			





FEMA

FEMA's mission is helping people before, during, and after disasters.

Click [here](#) to subscribe to this briefing.