

FEMA National Watch Center

Daily Operations Briefing

Tuesday, April 20, 2021

8:30 a.m. ET



FEMA

National Current Ops / Monitoring

New Significant Incidents / Ongoing Ops:

- COVID-19

Hazard Monitoring:

- Heavy rain and flash flooding possible – Florida
- Freezing rain possible – Great Lakes to Northeast

Disaster Declaration Activity:

- None

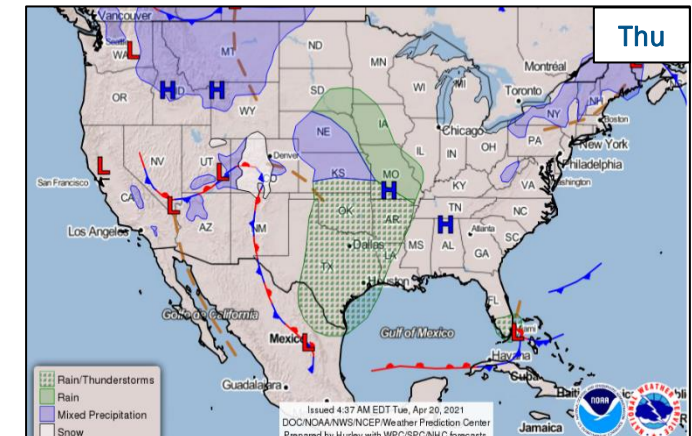
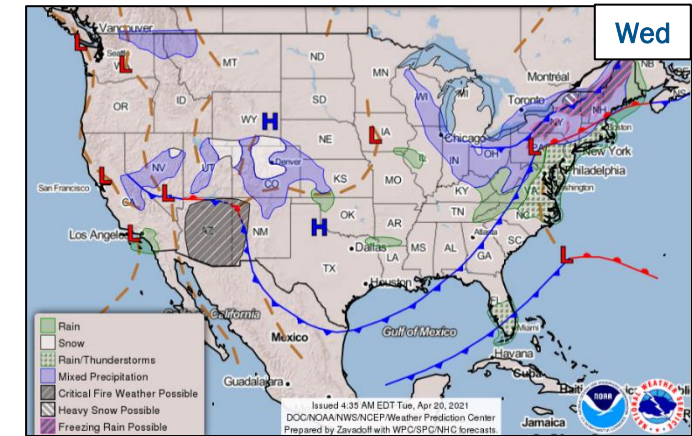
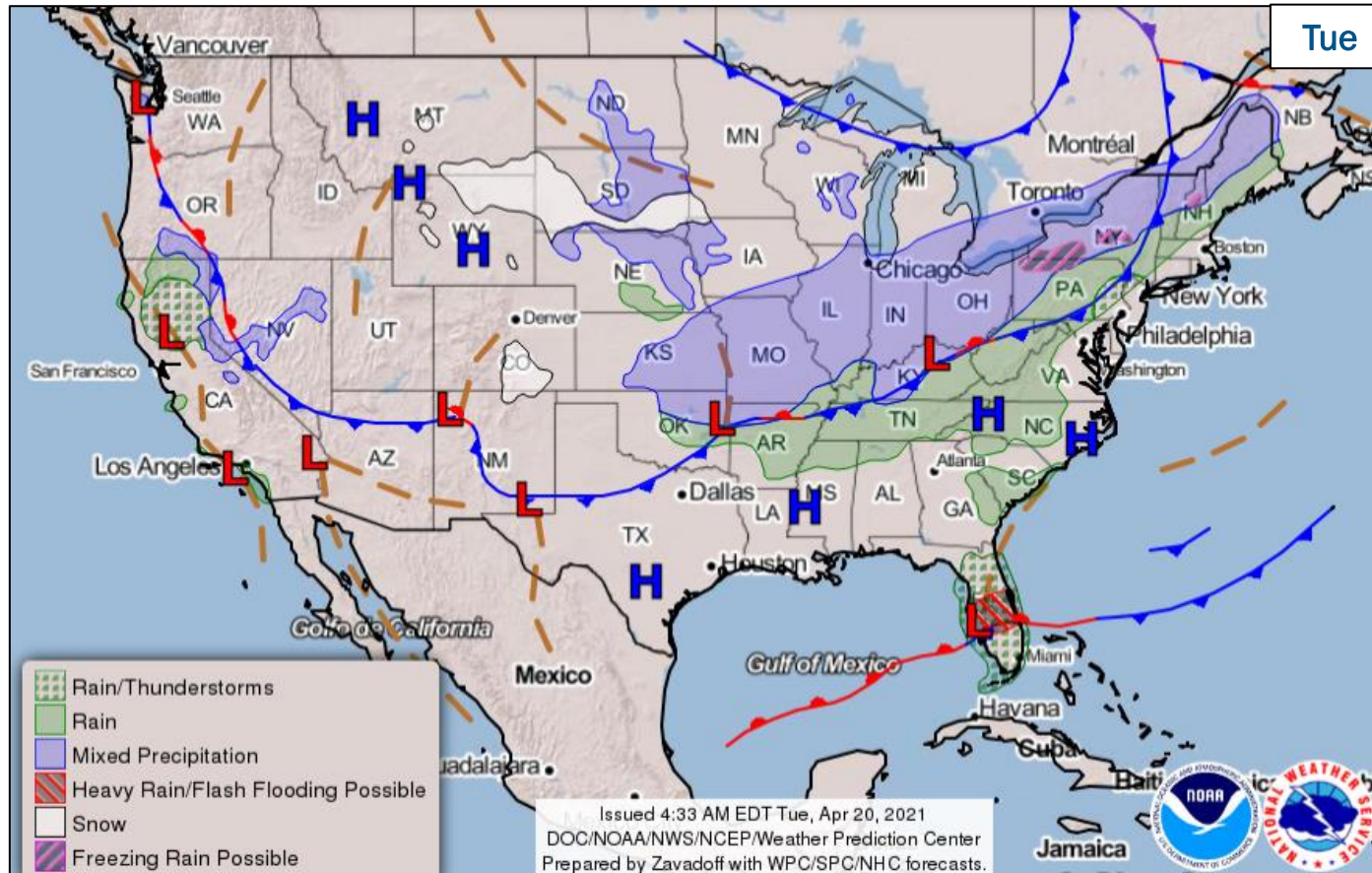
Event Monitoring:

- Presidential Address to Joint Session of Congress



FEMA

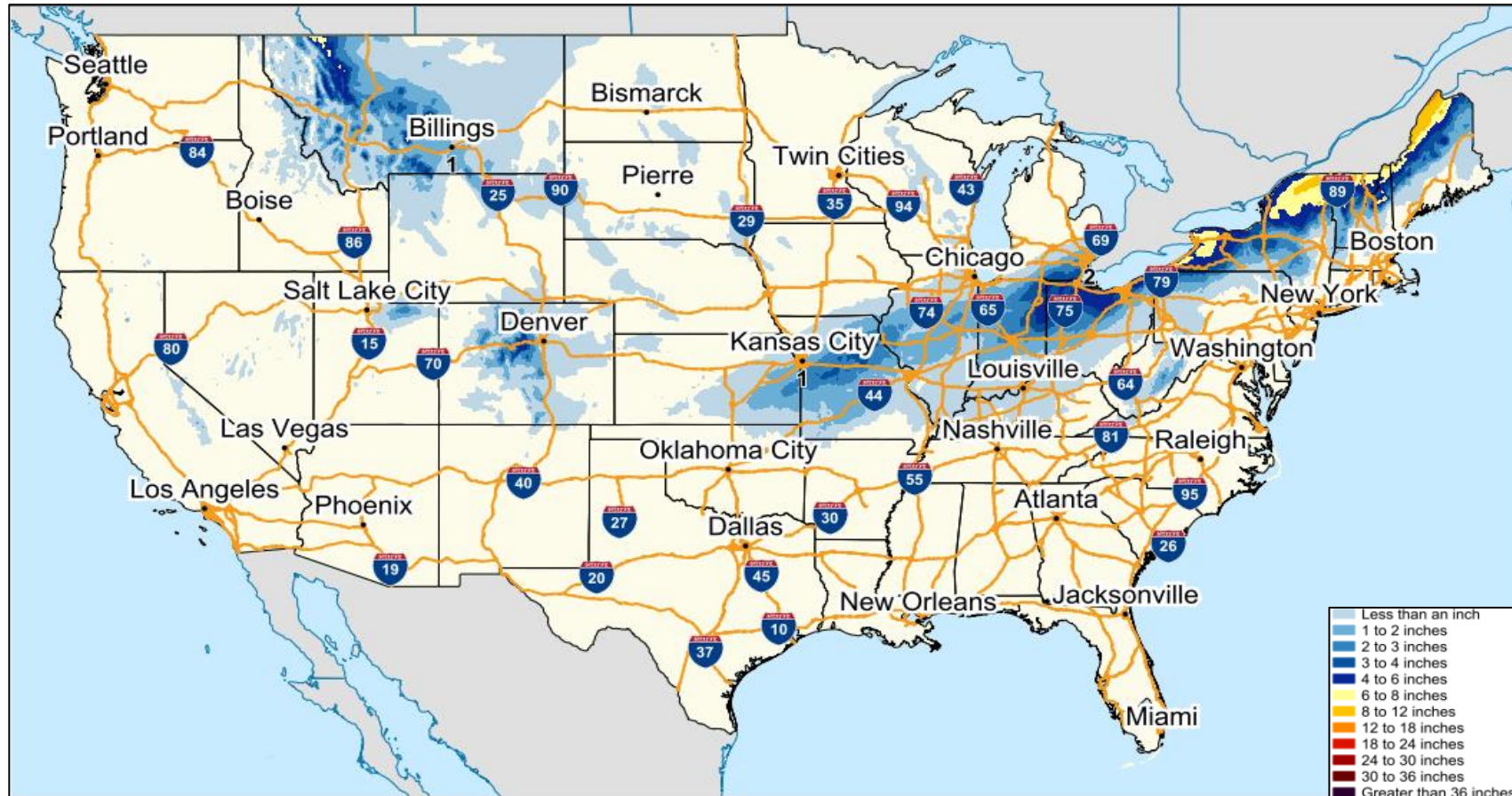
National Weather Forecast



FEMA

National Watch Center

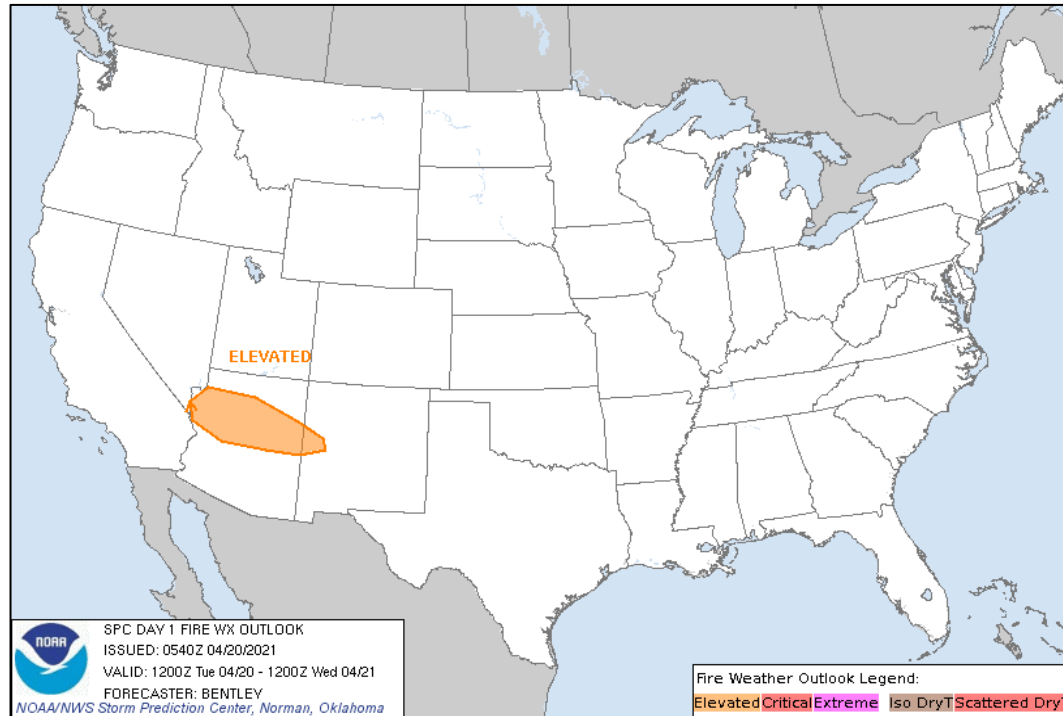
Forecast Snowfall



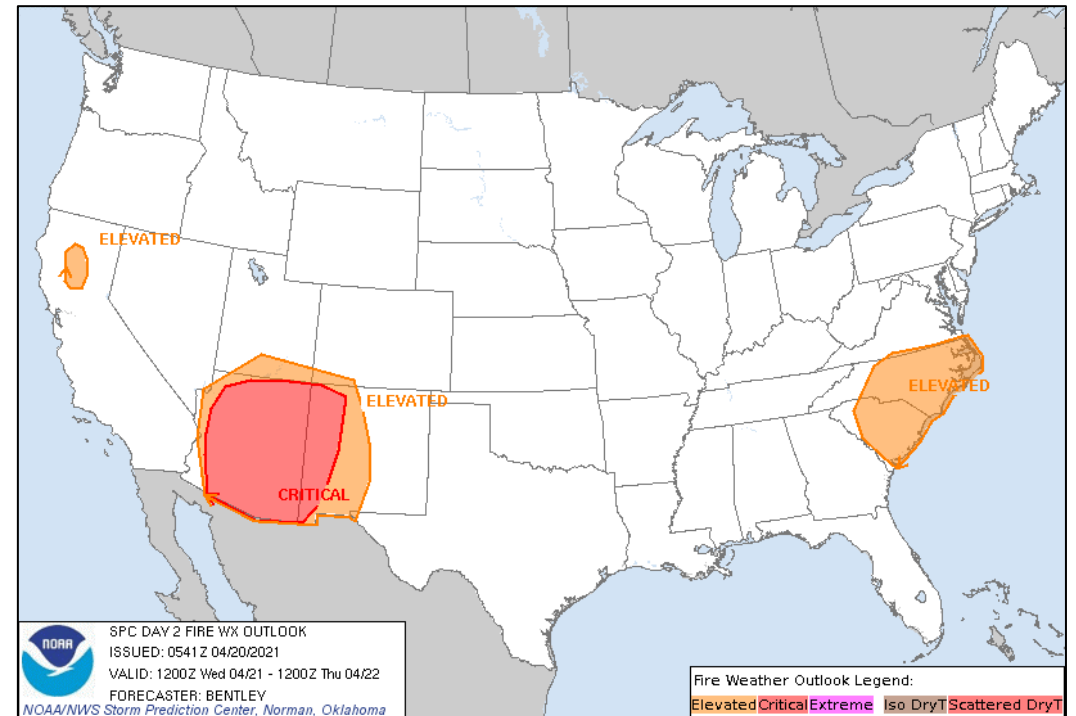
FEMA

National Watch Center

Fire Weather Outlook



Today



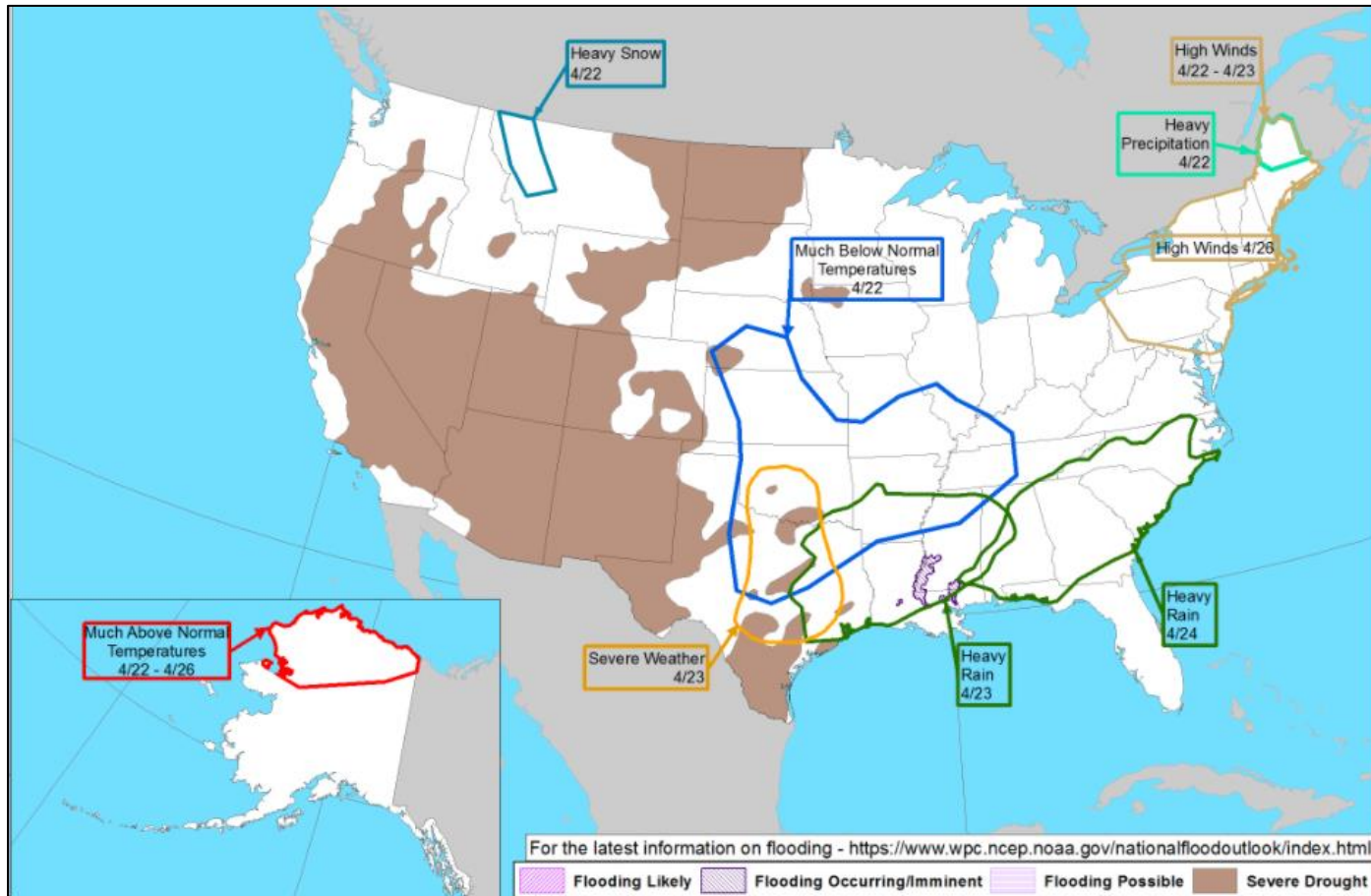
Tomorrow



FEMA

National Watch Center

Hazards Outlook – Apr 22-26



FEMA

Joint Preliminary Damage Assessments

Region	State / Location	Event	IA	Number of Counties		Start – End
			PA	Requested	Complete	
III	VA	Severe Winter Storms Feb 8-20	IA	0	0	N/A
			PA	41	37	3/22 – TBD
	WV	Flooding Event Feb 27 – Mar 4	IA	4	0	4/16 – TBD
			PA	6	3 (+2)	4/12 – TBD
IV	TN	Severe Storms, Tornadoes, Wind, Flash Flooding, and River Flooding Mar 27-28	IA	3	2	4/12 – TBD
			PA	23	0	4/12 – TBD
VIII	WY	Winter Storm Mar 13 & 15	IA	0	0	N/A
			PA	8	0	4/15 – TBD



FEMA

Declaration Requests in Process – 9

State / Tribe / Territory – Incident Description	Type	IA	PA	HM	Requested
NJ – Severe Winter Storm and Snowstorm	DR		X	X	3/29
TN – Severe Winter Storm	DR		X	X	4/1
KY – Severe Storms, Flooding, Landslides, and Mudslides	DR	X	X	X	4/6
OR – Severe Winter Storm	DR		X	X	4/7
WV – Severe Winter Storm	DR		X	X	4/12
MS – Severe Winter Storm	DR		X	X	4/13
AL – Severe Storm, Straight-line Winds, and Tornadoes	DR	X		X	4/15
VA - Severe Ice Storm	DR		X	X	4/15
GA – Severe Storm and Tornadoes	DR	X	X	X	4/16



FEMA

FEMA Common Operating Picture

FEMA HQ

NWC	NRCC
Monitoring	Level I

FEMA REGIONS

Watch	RRCC
Monitoring	I
Monitoring	II
Monitoring	III
Monitoring	IV
Monitoring	V
Monitoring	VI
Alt Loc	VII
Alt Loc	VIII
Alt Loc	IX
Alt Loc	X

Notes:

NRCCs/ RRCCs: COVID-19 Response

RV RWC: Dayshift, Monitoring/ Night shift Remote Ops

RVII RWC: COVID Protocols

PR: Earthquakes

TX: Winter Weather

LA: TC Laura/Delta/Zeta, winter & severe weather

CA: Wildfires

HI: Flooding

AK: Winter Storms

Major Disasters (DR): 116
COVID-19: 59
Emergency Disasters (EM): 55
JFOs: 8 / **VJFOs:** 14
Staging Area
Declared County (non-COVID-19 Declarations)
Fully Activated
Partially Activated
Monitoring

As of 8:00 a.m. ET April 20, 2021
 Created by FEMA NWC

N-IMATs

2 Team Available

Red	
White	NCR
Blue	NY
Gold	VARIOUS
Silver	

R-IMATs

≤ 3 Teams Available

I	RRCC
II	USVI
III	RRCC
IV-1	
IV-2	RRCC
V	RRCC
VI-1	LA / OK
VI-2	TX
VII	MO
VIII	CO
IX-1	CA
IX-2	
X	RRCC
FMC	PMC
NMC	Deployed

Team Status

US&R	MERS	FCOs	IM WORKFORCE
>66%	> 66%	≤1 Type I	
Assigned: 28	36	52	13,645 (+6)
Unavailable: 1	0	0	2,726 (+32)
Deployed: 0	2	49 (-2)	7,889 (-44)
Available: 27	34	3 (+2)	22% / 3,030 (+18)

IM CADRE AVAILABILITY SUMMARY

Cadres with 25% or Less Availability

CVR 9% (8/93); DFTO 19% (23/120); DI 10% (6/63); EA 21% (95/455); EHP 18% (127/697); FL 15% (23/152); HM 18% (223/1,230); HR 17% (36/207); IT 22% (134/612); LOG 19% (274/1,421); NDRS 21% (54/258); OPS 11% (39/356); PA 15% (419/2,762); PLAN 12% (53/457); SAF 11% (7/62); SEC 15% (18/118)

Public Assistance Grant Program

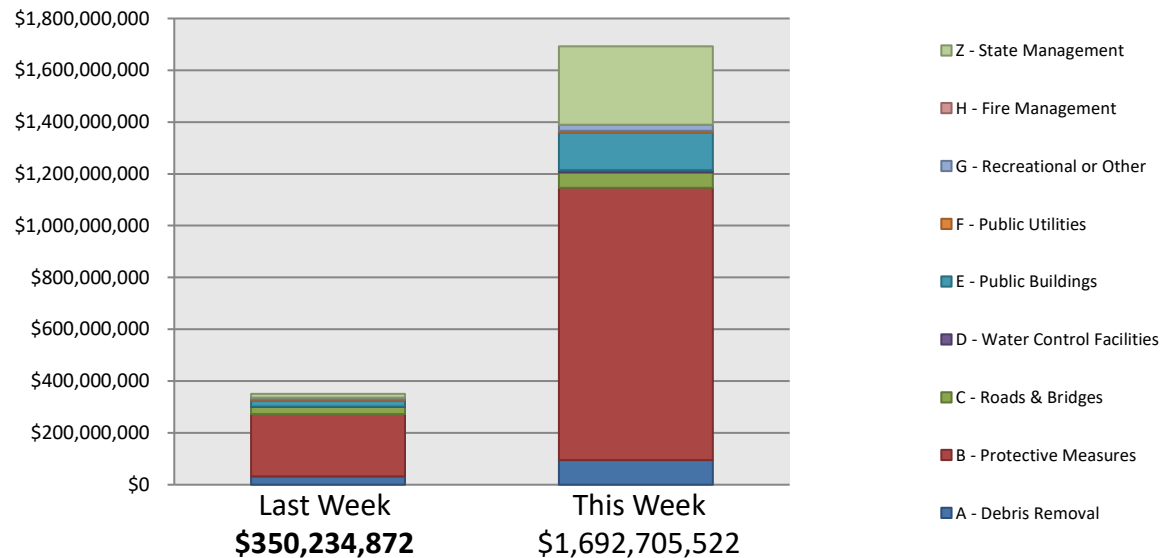
PA Project Worksheets Obligated

in past week, as of 04/19/2021 at 1500 ET

	Emergency Work		Permanent Work							
PA Category	A - Debris Removal	B - Protective Measures	C - Roads & Bridges	D - Water Control Facilities	E - Public Buildings	F - Public Utilities	G - Recreational or Other	H - Fire Management	Z - State Management	Total
Number Of PWs Obligated	40	327	99	9	103	20	45	0	83	726
Federal Share Obligated	\$95,092,221	\$1,050,874,679	\$59,658,182	\$8,824,132	\$145,489,359	\$6,573,193	\$23,442,691	\$0	\$302,751,066.09	\$1,692,705,522.12

Public Assistance Obligated per Category

04/05/2021 through 04/19/2021



COVID-19 Obligated

as of 04/19/21

- Total Public Assistance Obligated: \$21,603,280,229.00

This weeks PA Highlights

- In 4482-CA
 - \$549 Million obligated for Category B – Protective Measures
 - \$144 Million obligated for Category Z – State Management
- In 4532-VT
 - \$153 Million obligated for Category B – Protective Measures
- In 4339-PR
 - \$138 Million obligated for Category Z – State Management



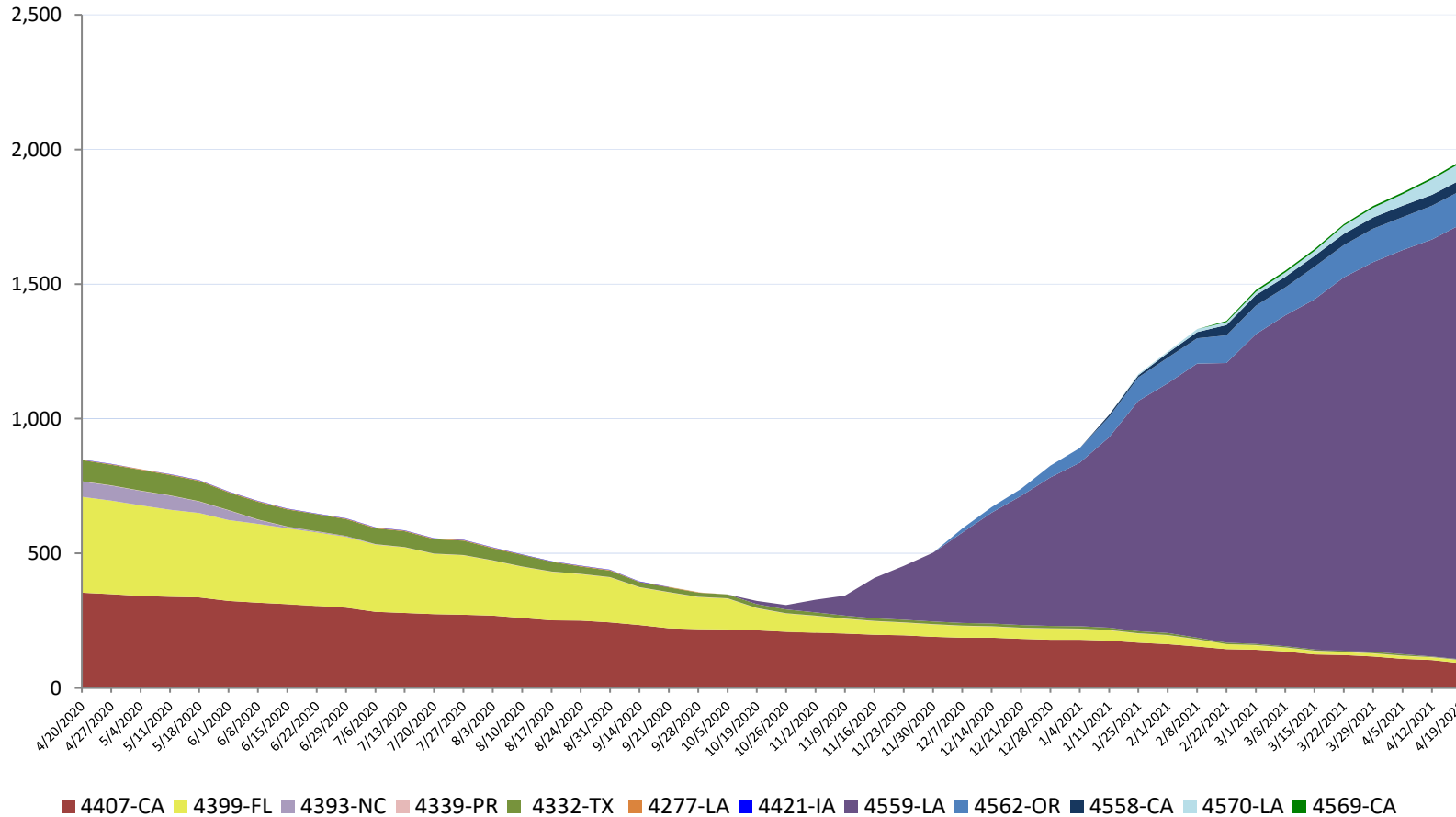
FEMA

National Watch Center

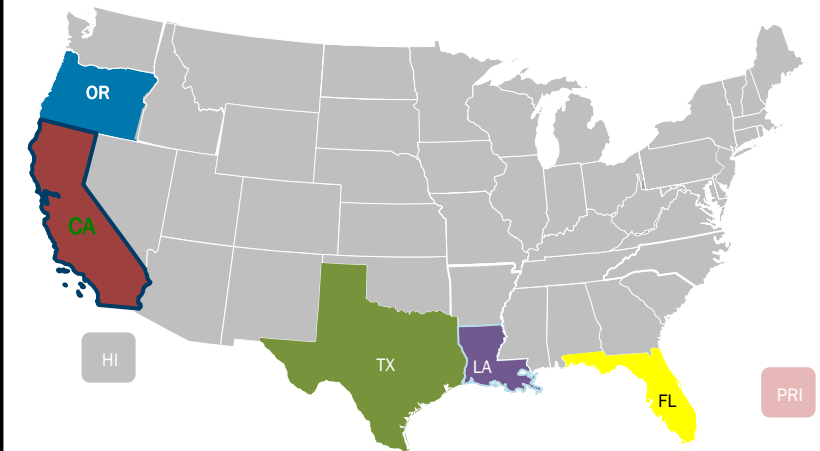
Direct Housing

Total Households in FEMA Direct Housing per State

Past Year per Week, 04/20/2020 – 04/19/2021. There are currently **1,958** Households Occupying **1,958** Temporary Units.



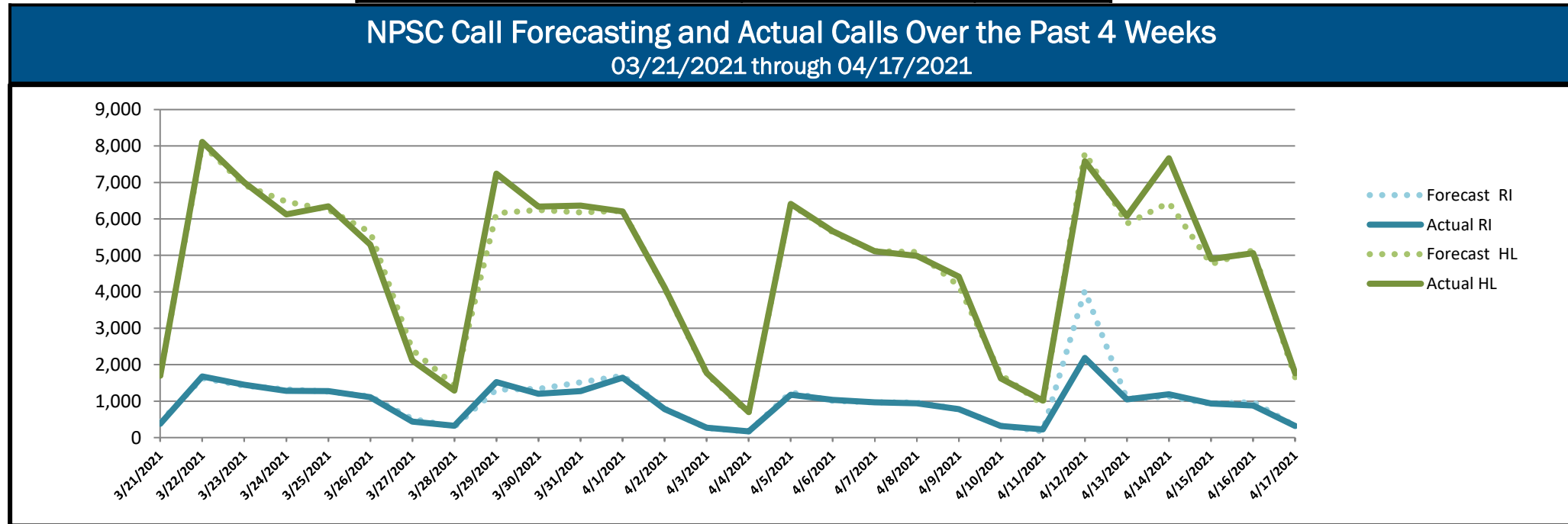
	DR	IA Declaration Date	Program End Date	Current # of Households in Direct Housing (Weekly Change)
	4570-LA	10/16/2020	4/16/2022	64 (+7)
	4569-CA	10/16/2020	4/16/2022	6 (0)
	4562-OR	9/15/2020	3/15/2022	125 (0)
	4559-LA	8/28/2020	2/28/2022	1617 (+68)
	4558-CA	8/22/2020	2/22/2022	40 (-1)
	4407-CA	11/12/2018	5/12/2020	92 (-11)
	4399-FL	10/11/2018	4/11/2020	10 (0)
	4339-PR	9/20/2017	9/20/2019	1 (0)
	4332-TX	8/25/2017	8/25/2019	3 (0)



States with Currently Occupied Units

NPSC Call Activity

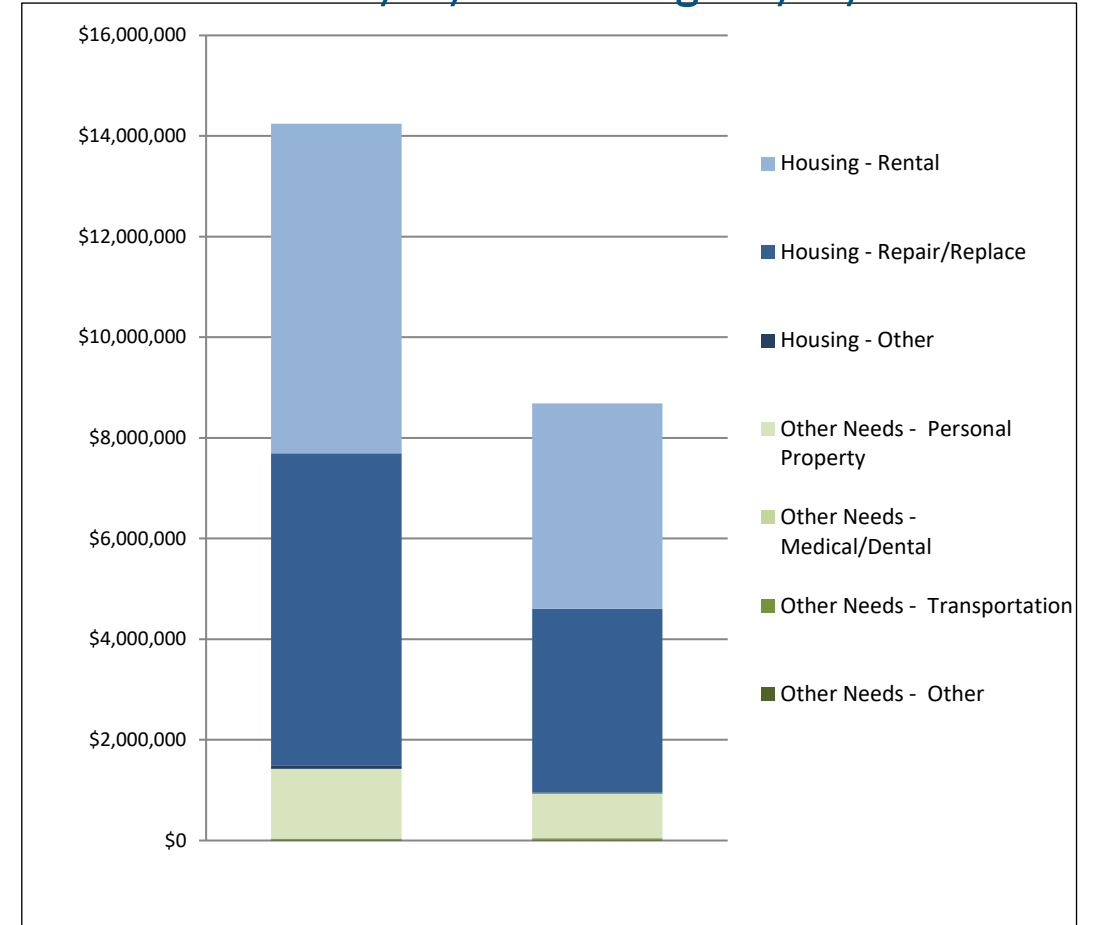
NPSC Call Activity in the Past Week 04/11/2021 through 04/17/2021		
Call Type	Projected Calls	Actual Calls
Registration Intake:	8,609	6,775
Helpline:	32,591	34,056
Combined:	41,200	40,831



Individual Assistance Activity

	Individuals and Households Program Activity As Of: 4/19/21				
		In Past 7 Days		Cumulative	
		Applicants Approved	Amount Approved	Applicants Approved	Amount Approved
	4586-TX Declared 02-19-2021	End Of Reg Period 05-20-2021			
Open Registration Period	Housing Assistance	2,037	\$5,659,327.34	43,420	\$132,383,020.74
	Other Needs Assistance	610	\$646,785.19	12,904	\$13,113,963.77
	Total IHP	\$6,306,112.53		\$145,496,984.51	
	Average IHP			\$3,116	
				HA	ONA
	Total Max Grants			0	0
	4587-OK Declared 02-24-2021	End Of Reg Period 04-26-2021			
Open Registration Period	Housing Assistance	54	\$162,221.38	612	\$1,504,977.40
	Other Needs Assistance	26	\$27,060.51	286	\$194,760.94
	Total IHP	\$189,281.89		\$1,699,738.34	
	Average IHP			\$2,408	
				HA	ONA
	Total Max Grants			0	0
	4590-LA Declared 03-09-2021	End Of Reg Period 05-10-2021			
Open Registration Period	Housing Assistance	227	\$490,993.62	1,375	\$3,216,757.27
	Other Needs Assistance	113	\$93,419.15	768	\$713,619.72
	Total IHP	\$584,412.77		\$3,930,376.99	
	Average IHP			\$2,359	
				HA	ONA
	Total Max Grants			0	0
Other IHP Active	17 Declarations IHP Programmatically Open - Closed Registration *				
	Housing Assistance	306	\$1,441,195.84		
	Other Needs Assistance	91	\$163,876.67		
	Total IHP	\$1,605,072.51			
	Total IHP Approved in Past Week	\$8,684,879.70			

IHP Approved per Category in the Past 2 Weeks – 04/05/2021 through 04/19/2021



FEMA

National Watch Center



FEMA

Helping people before, during, and after disasters.

[Click here to subscribe to this briefing.](#)